

elesa+Ganter

Product Overview Catalogue

Standard
Machine
Elements
Worldwide

DESIGNED
FOR ENGINEERING

elesa+Ganter

CONTENTS

Who we are **2 – 20**

Two companies – One world of standard parts
Elesa – The Italian parent company
Ganter – The German parent company
Worldwide sales network – Global reach, local presence
Designed for engineering
The DNA of our range
High performing items – For specific needs and applications
Customised solutions
Explore the full range
Trusted continuity in range and service

How to select a product **21**

Product groups overview – General index **22 – 25**

DESIGNED
FOR ENGINEERING

TWO COMPANIES
ONE WORLD OF STANDARD PARTS

ELESA® (founded in Italy in 1941) and GANTER® (founded in Germany in 1894) have been cooperating for more than 50 years combining their expertise, with the aim to develop market synergies leading to the creation of the widest product range available worldwide.
The combination of **Elesa** know-how in design and manufacturing of engineering plastics with **Ganter** expertise and precision in metal parts makes **Elesa+Ganter** a unique range.



Since 1977, Elesa+Ganter has delivered reliable and innovative solutions worldwide.
Here you can learn more about our achievements, capabilities, and the scale of our products and expertise.

100 + **International design awards**

Elesa+Ganter is committed to offer unique and recognizable products worldwide.
Continuous research in ergonomics, materials, and functionality ensures high-quality design, confirmed by 100 + International design awards.

ADI COMPASSO D'ORO INTERNATIONAL AWARD
ADI DESIGN INDEX Selezione Compasso d'Oro
GERMAN DESIGN AWARD
GOOD DESIGN As warded by The Chicago Athenaeum: Museum of Architecture and Design
iF DESIGN AWARD
reddot design award

...and many others!

300 + **Patents & registered designs**

Proof of constant innovation and protection of original ideas in product development.

50 + years of **Technology & innovation**

Since more than 50 years Elesa+Ganter combines excellence of specialised engineers and close cooperation with R&D teams in Italy and Germany, to develop innovative technical solutions.

100.000 +

Product codes

Widest product range of standard machine elements, driven by the market. Over 100.000 product codes distributed in more than 70 industrialised countries with local presence and the highest technical consultancy.

Latest automated production technologies

Perfect service including technical assistance

Worldwide distribution network

Full stock availability

Fast delivery times

ELESA
THE ITALIAN PARENT COMPANY

Elesa is the global point of reference for standard parts in the mechanical, automation, and industrial sectors. As a family-owned company with a heritage spanning over 80 years, our identity is founded on consistency, transparency, and social responsibility.
We don't merely manufacture components; we cultivate trust.

Engineering excellence, shaping the future since 1941

Our mission is to create a comprehensive range of standard parts for industries worldwide, going beyond functionality. At Elesa, every product combines high-quality engineering, ergonomic design, and premium materials to enhance the user experience. We aim to set new industry standards by integrating performance, durability, distinctive aesthetics, and outstanding service. Our extensive product range offers both technical precision and award-winning design.
The heart of Elesa is our headquarters in Monza, Italy, spanning over 70,000 square metres. Here, millions of products are manufactured each year using advanced production technologies.
Automated logistics centres ensure product availability and rapid customer support worldwide.

A sustainable, innovative future

By fostering a culture of listening, transparency and responsibility, we drive sustainable growth through innovation, continuous improvement, circular economy initiatives and the exclusive use of electricity from 100% renewable sources.

Environmentally Conscious Manufacturing

WE USE ELECTRICAL ENERGY 100% GREEN FROM RENEWABLE SOURCES



Elesa S.p.A. Headquarters Monza - Milan (Italy)







We operate according to a distinctive "glocal" philosophy, combining a strong global presence with close local engagement in over 60 countries, through subsidiaries and a network of qualified distributors.



Elesa France SAS



Elesa (UK) Ltd



Elesa USA Corporation



Elesa Scandinavia AB



Elesa Switzerland SA



Elesa Canada Ltd.



Elesa MX

The Elesa+Ganter joint venture represents a strategic partnership integrating complementary engineering know-how and product ranges to provide a unified offering of standard machine elements worldwide.

ELESA at a glimpse

- **R&D and innovation**: with over 300 patents and registered designs, we continuously invest in research. Our in-house testing laboratory conducts rigorous mechanical, chemical, and durability tests to provide reliable technical data and ensure consistency in product performance.
- **Efficiency in design and production**: our advanced digital tools for design and production enable a collaborative workflow that efficiently addresses the most complex market demands and allows the development of customised products in a short timeframe.
- **The "single-source" advantage**: over the years, Elesa has evolved from a traditional manufacturer into a single-source supplier. This "full-service" model enables our customers to obtain everything they need in one place, delivered with maximum efficiency and precision.

Quality – Environment – Safety – Security

bsi ISO 9001 Quality Management Systems CERTIFIED · ISO 14001 Environmental Management CERTIFIED · ISO/IEC 27001 Information Security Management CERTIFIED · ISO 45001 Occupational Health and Safety Management CERTIFIED

Full Authorised Economic Operator

AEO

ELESA is associated with:

- Italian Association of Machine Tool Manufacturers
- Italian Packaging Machinery Manufacturers
- ADI MEMBER - Association for Industrial Design
- Italian Institute of Unification
- International Association for the Protection of Intellectual Property
- German-Italian Chamber of Commerce

Get to know Elesa Headquarters

Watch the video!

GANTER
THE GERMAN PARENT COMPANY

Ganter's well proven expertise with more than 125 years of market-leadership in standard parts for every sector of the industry speaks for itself.

About Ganter

Founded in 1894 as a mechanical workshop in Furtwangen in the Black Forest, Ganter introduced the first standard parts in 1912. Five years before the establishment of the Deutsche Industrie Norm (DIN). Today, the company is in the fourth generation of family management and market leader in development, manufacture and sale of standard parts with a wide portfolio, available from stock.
To ensure that this remains true in future, Ganter relies on continuous development of the product portfolio, state-of-the-art production and logistics, as well as a global network of strong partners.

Leading worldwide

Ganter is at the leading edge in the development, production and marketing of standard parts for the entire industry. Quality and volume of production selection set the standards across all industries. Ganter's standard parts are offered worldwide through an efficient sales network. Quality, advice and availability are thus guaranteed – wherever you are located.



Otto Ganter GmbH & Co. KG Headquarters in Furtwangen (Germany)



Production center in Furtwangen (Germany)



Production plant in Rheinhausen (Germany)

Ganter customers appreciate and benefit from a strong service orientation for special requests, automated warehouses with everything on stock and a quick service. German accuracy is found in each standard and customised part at every branch location.

Brands

Distribution under the Elesa+Ganter brand **across multiple markets**

Distribution under the JW Winco brand in **USA, Canada, Mexico**

Distribution under the Hanser brand in **Switzerland**

Distribution under the Berger Tools brand in **Great Britain**

Service inclusive

Ganter's unique range of standard parts has the appropriate product for virtually every possible application – or if not, help is at hand for customised solutions. One thing is certain, though: Standard parts from Ganter come from a single source and offer the best possible support to the design and procurement process.

Quick and direct

Thanks to an efficient logistics approach, Ganter is capable of delivering standard parts in the shortest possible time – anywhere in the world.





Certified

SCAN to explore
the world inside Ganter Headquarters

Watch the video!

WORLDWIDE SALES NETWORK

GLOBAL REACH, LOCAL PRESENCE

8 Elesa+Ganter subsidiaries worldwide

70

Elesa+Ganter **distribution network** reaches more than 70 countries

SCAN to explore **the Worldwide sales network**

elesa-ganter.com

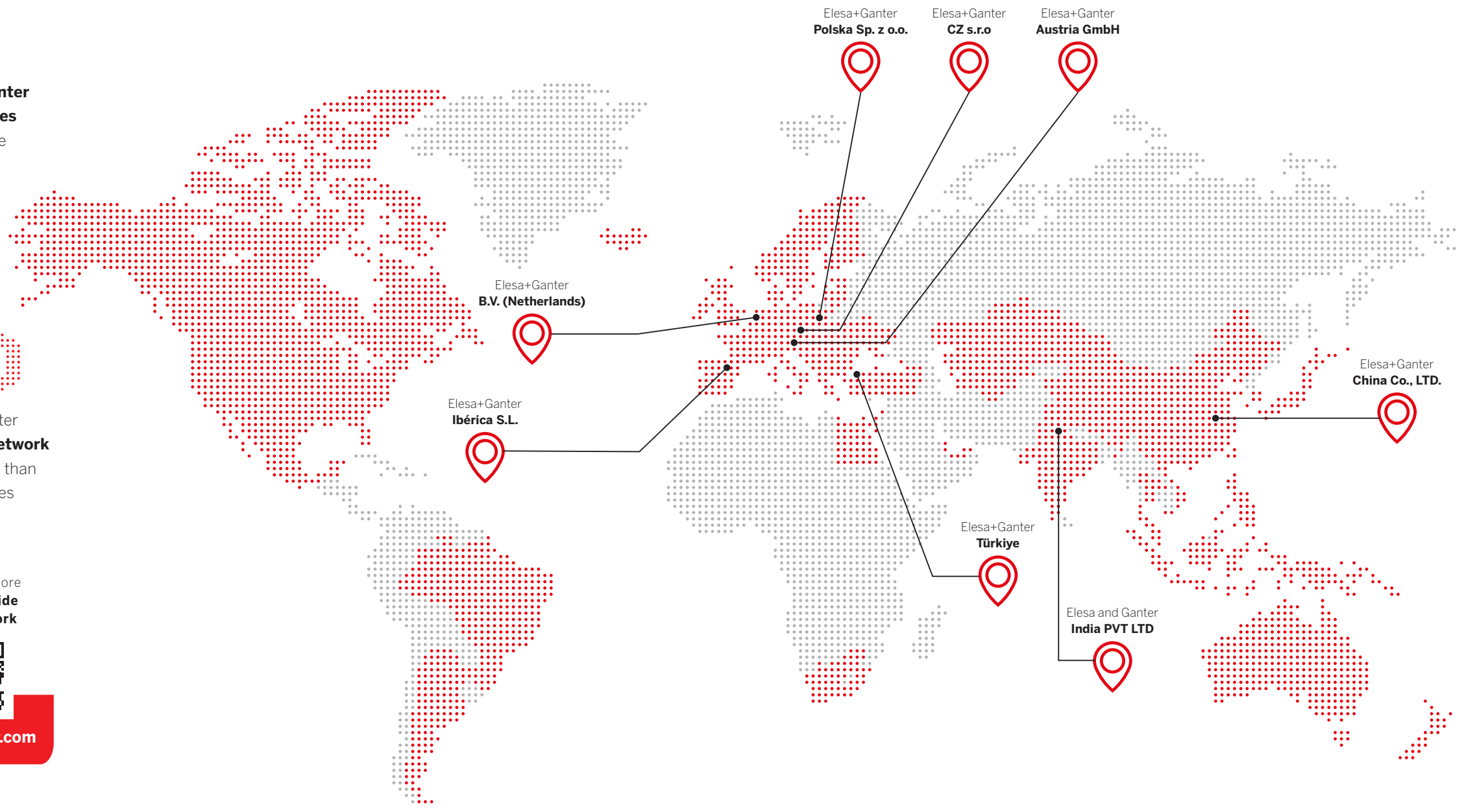


Elesa+Ganter Ibérica S.L.


Elesa+Ganter B.V. (Netherlands)


Elesa+Ganter Polska Sp. z o.o.


Elesa+Ganter CZ s.r.o.


Elesa+Ganter Austria GmbH


Elesa+Ganter Türkiye


Elesa and Ganter India PVT LTD


Elesa+Ganter China Co., LTD.

ELESA+GANTER
DESIGNED FOR ENGINEERING

Elesa+Ganter combines two areas of strength: Elesa's deep experience in high-quality plastic components and Ganter's proven know-how in metal parts. Designing and manufacturing technical solutions for the mechanical industry represent the achievement and the commitment of Elesa and Ganter.
A guarantee for leading-edge benefits for the customers.

Thanks to the global distribution network and strong local partners, Elesa+Ganter products are available worldwide. Customers can rely on a partnership that stands for technical knowledge, practical innovation, and the trusted quality of two established brands – all in one place.



DESIGNED
FOR ENGINEERING

The power of combined expertise forms the basis for solutions that meet the highest engineering demands.
True to the claim DESIGNED FOR ENGINEERING.

ELESA+GANTER
THE DNA OF OUR RANGE

Technical excellence

Consolidated know-how in the design and manufacturing of standard components in engineering plastics and metal is at the core of Elesa+Ganter's identity. The products are the result of decades of expertise and engineering precision, ensuring innovation, functionality and durability.



Advanced manufacturing

Production processes are fully automated and supported by state-of-the-art machinery. High-quality raw materials and strict in-house controls allow to maintain consistent performance and long-term reliability through continuous laboratory testing.





Full process expertise

From initial design to final inspection, every phase of the production line is managed with in-depth technical expertise. The integrated approach ensures precise execution and traceability, resulting in products that meet the highest industry standards.



Smart logistics network

Elesa+Ganter operate modern, automated warehouses that ensure full product availability. Thanks to frequent shipments and a widespread global network, fast and reliable distribution to subsidiaries, distributors and customers is guaranteed worldwide.



HIGH PERFORMING ITEMS
FOR SPECIFIC NEEDS AND APPLICATIONS

Standard components with innovative features, ergonomic design in compliance with strict directives to meet specific needs and applications.

AE-V0
Self-extinguishing technopolymer

– Urban and public fittings
– Lighting and entertainment equipment



ATEX
Compliant with ATEX European directive

– Equipment and machines for use in environments subject to explosion risk



CLEAN
White for dirt-proof surfaces

– Medical and hospital equipment



ERGOSTYLE®
Ergonomics and design

– Equipment for hospital and medical sector
– Laboratory and scientific instruments
– Office furniture
– Sports and leisure equipment



ELECOLORS®
When colour is a value

– Colour ensures aesthetic consistency with the machine and facilitates functional differentiation, improving safety



ESD
Conductive technopolymer

– Assembly lines for electronic components
– EPA "ESD- protected area"



HYGIENIC DESIGN
Standard parts for maximum hygiene

– Suitable for use in hygienically sensitive areas
– Quick and easy cleaning
– No dead spaces due to functional seals
– Certified according to EHEDG guidelines



INOX – STAINLESS STEEL
Stainless steel corrosion resistance

– High corrosion resistance stainless steel
– Wide assortment of AISI stainless steel products
– Designed for food-processing, chemical and pharmaceutical industries and difficult environmental conditions



PROFILE COMPATIBLE
Standard machine elements for profile systems

– Components compatible for assembly on aluminium profile systems



SAN – ANTIMICROBIAL
Sanitisation against bacteria and fungi

– Medical, hospital, rehab and disability aids and equipment
– Urban and public fittings



SOFT-TOUCH
Comfortable and safe grip

– Fitness, rehab and disability aids and equipment
– High precision instruments
– Equipment subject to unfavourable climatic conditions



SUPER-TECHNOPOLYMER
Technopolymer with high mechanical and thermal performances

A reliable alternative when the following are required:
– High mechanical, thermal and chemical resistance
– Lightweight design
– Electrical insulation
– Significant cost advantages



VISUALLY DETECTABLE
Detectable technopolymer RAL 5005 "signal blue"

– Food-processing machines
– Pharmaceutical equipment



METAL DETECTABLE
Technopolymer RAL 5001 "green-blue" with detectable additives

– Food-processing machines
– Pharmaceutical equipment



HIGH PERFORMING ITEMS
STAINLESS STEEL

Standard parts made of rust-proof stainless steel are corrosion-resistant, precise, and environmentally friendly. They are ideal for the food and chemical industries as well as aggressive environments or outdoor use. They are also durable and robust.



STAINLESS STEEL

Standard parts made of rust-proof Stainless steel grades- designed for use in the food industry, the chemical industry or in general for use in aggressive atmospheres or outdoors. Normally made with galvanic surface treatment, standard parts in the Stainless Steel product family are not only corrosion-resistant, but also precisely fitting and environmentally friendly.

- Excellent corrosion resistance
- Durable
- Robust

HIGH PERFORMING ITEMS
ERGONOMICS AND DESIGN

ERGOSTYLE® products combine perfectly with the machines and equipment they are destined for, contributing to enhance their value and quality.



FIVE POINTS:
a discreet trademark
that distinguishes
all ERGOSTYLE® products



ERGOSTYLE®
Ergonomics and design

ERGOSTYLE® elements were initially conceived for a series of new market segment applications, including hospital and medical equipment, sports and leisure equipment, scientific instrumentation and office furniture.
Nowadays, ERGOSTYLE® elements are also applied in more traditional industrial sectors, whose machines and equipment have undergone a profound aesthetic and design renovation over the last few decades.
Elements with modern, elegant shapes with inserts in 7 ELECOLORS® allow the components to be better integrated on machinery from an aesthetical point of view contributing to enhance their value. In addition, the coloured inserts can be used to differentiate machinery functions.

HIGH PERFORMING ITEMS
HYGIENIC DESIGN

In the food, medical technology and pharmaceutical industries, product safety and consumer protection are becoming increasingly important. Hygienic design standard parts support safe production in these sensitive areas and help enable long shelf life without preservatives.

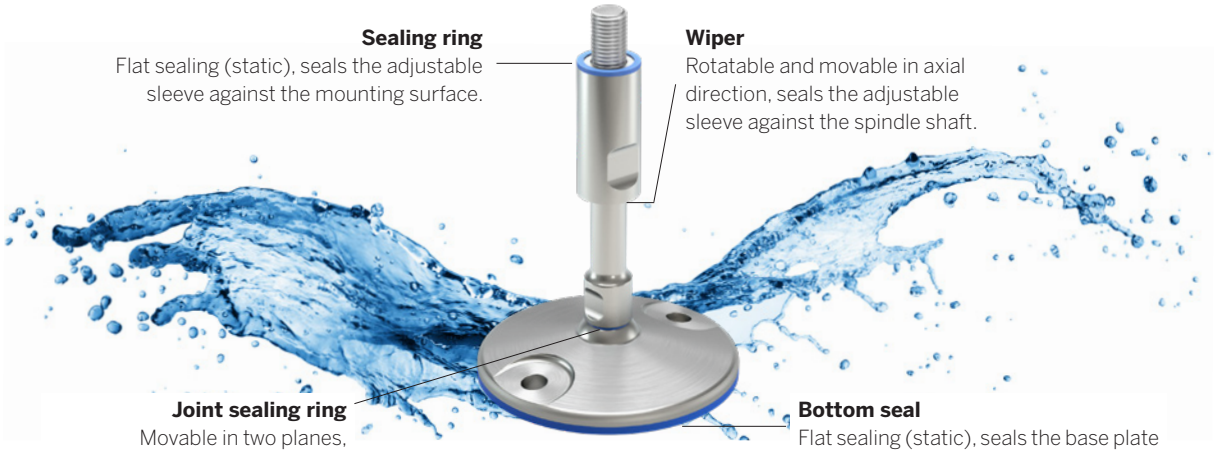



HYGIENIC DESIGN
Standard parts for maximum hygiene

Standard parts of the Hygienic design product family are labeled with the HD icon. They combine high surface quality, freedom from dead spaces, non-scooped outer surfaces, and sealed bolting areas. A sealing concept based on FEM calculations ensures reliable contact pressure after installation.
Hygienic design also means that the time and material needed for regular cleaning is significantly reduced – which also noticeably lowers operating costs.

Less and shorter cleaning work (this can be up to 25% of the production time), therefore

- More time available for production
- Less fresh water consumption
- Lower energy consumption
- Less cleaning agent required
- Less production of waste water
- Lower total costs and saving of resources

HIGH PERFORMING ITEMS
SUPER-TECHNOPOLYMER

When the advantages of engineering plastics combine favourably with metal.



SUPER-TECHNOPOLYMER
Technopolymer with high mechanical and thermal performances

The most technologically advanced industries, such as automotive, aerospace and electronics, have long ago understood the many benefits arising from the use of engineering plastics.

- High mechanical and thermal performance
- Corrosion resistance
- Lightness
- Non magnetic
- Low coefficient of friction
- Maintenance free
- Thermal insulation

This evolution goes beyond the simple use of high-performance engineering plastics with properties comparable to those of metal components. In fact, to manufacture technopolymer products suitable for applications which generally required metal products, the design phase needs to be performed with great expertise by optimising shapes and thickness, to benefit from all the typical characteristics of polymeric materials.

ELESA+GANTER
CUSTOMISED SOLUTIONS

Elesa's and Ganter's modern, automated production facilities and design expertise support customers in developing new technical solutions — whether by modifying an existing standard part or creating a completely new one.



Nothing found?
Contact us for any special request

elesa-ganter.com

Full technical and manufacturing competence

In addition to the wide range of standard machine elements, the strong customer orientation and production flexibility of the two parent companies allow for the offering of customised technical solutions meeting specific requirements.
Both technical departments are able to provide a cost-effective solution by modifying an existing standard part or by going all the way back to the drawing board.

- Special shapes, dimensions, threads
- Special colours non standard colour options
- Special surface treatments plastic powder coating, zinc, nickel and chrome plating, anodising
- Special product branding logos and texts by tampoprinting, laser-engraving and moulding.

ELESA+GANTER
EXPLORE THE FULL RANGE

Explore the full range anytime, anywhere – across all devices and through various media.



Browse the range

elesa-ganter.com

Select the product directly from the configurator and get your **free 2D/3D CAD** drawings in the required format

Register to **MyE+G** to manage purchases, view drawings, track orders and quotes, and save product favorites

Shop online anytime – 24/7 access to the entire product range (only in countries with active online shop service)

Check out **videos** to deepen applications, technical features and the usage of Elesa+Ganter products

Catalogue and leaflets



The full range in one catalogue. A key tool for designers and engineers. In addition several leaflets **ready to download at elesa-ganter.com**

Subscribe to newsletter



Stay tuned about latest introduced products and interesting insights

News

Stay up to date with latest news and product highlights

Exhibitions

Check the calendar on the website and meet Elesa+Ganter in person!

Social media

ELESA+GANTER

TRUSTED CONTINUITY IN RANGE AND SERVICE

Designers and engineers rely on Elesa+Ganter as a dependable partner across the entire development process. A broad and consistent product range is supported by clear and accessible technical resources, enabling efficient selection and integration. The technical data section offers additional information on materials, functional properties and performance characteristics, including mechanical, thermal, chemical and flame resistance, as well as conformity with international standards. Digital tools and product data support continuity across projects and markets. This approach ensures reliability in both product supply and service over time.

High quality CAD data
available for
100.000+ products and
3D configurator

Comprehensive
collection of
technical data
available

Scan the QR code
to browse the technical
data collection

elesa-ganter.com



PRODUCT OVERVIEW CATALOGUE

HOW TO SELECT A PRODUCT

Product group

Product family

Scan the **QR code** to access
the product family
on **elesa-ganter.com**

Colors / surfaces

High performing items
See page 12-13



Symbols for technical characteristics

- PP — Polypropylene based technopolymer
- PA-FDA — Polypropylene based technopolymer. Certified in compliance with FDA
- PA — Polyamide based technopolymer
- PA-FDA — Polyamide based technopolymer. Certified in compliance with FDA conforme FDA
- HMWPE — Polyethylene based technopolymer
- b-Modular System (Bosch compatible)
- PA-T — Transparent polyamide based technopolymer
- PA-T — "Alcohol Resistant"
- PE — Polyethylene based technopolymer
- PTFE — Polytetrafluoroethylene based technopolymer
- PF — Phenolic based duroplast
- PF PAINTED — Phenolic based duroplast with epoxy resin coating
- TPE — Thermoplastic lastomer
- TPU — Thermoplastic polyurethane
- POM — Acetal resin based technopolymer
- PC — Polycarbonate
- PMMA — Polymethyl methacrylate
- FKM — Fluorine rubber
- NBR — Nitrilic synthetic rubber
- HF — Ferrite
- ND — Neodymium iron boron
- SC — Samarium cobalt
- AN — Aluminium nickel cobalt
- FDA — Food and drug administration
- PEEK — Polyether ether ketone
- i-Modular System (Item compatible)

PRODUCT GROUPS OVERVIEW

GENERAL INDEX



p.26

1 | Operating elements

Spoked handwheels | Solid handwheels | Arm handwheels | Crank handles



p.33

2 | Clamping knobs

Star and lobe knobs | Knurled knobs | Wing knobs



p.46

3 | Clamping levers

Adjustable handles | Lever handles



p.54

4 | U-Handles

Bridge handles | Arch and finger handles | Folding handles | Ledge and safety handles | Flush pull handles | Tubular handles | Handles with electrical switch, handles with pneumatic valve



p.71

5 | Fixed, revolving and fold-away handles

Fixed handles | Revolving handles | Fold-away handles



p.81

6 | Control elements

Control knobs | Rulers | Control levers | Bull's eye levels



p.87

7 | Rotary controls

Gravity indicators | Positive drive indicators | Direct drive indicators | Handwheels with indicator



p.93

8 | Indexing elements

Indexing plungers | Cam action indexing plungers | Lock pins | Spring plungers



p.111

9 | Machine elements

Screws | Thrust pads | Rings | Washers | Nuts | Positioning elements | Quick release couplings | Cam locking levers | Lifting accessories | Retaining cables and lashing straps, carabiners | Cable glands



p.132

10 | Joints, couplings, gears

Joints | Couplings | Gears



p.137

11 | Levelling elements

Levelling feet | Bearing end caps



p.149

12 | Hinges and accessories

Hinges | Hinges for narrow jamb | Adjustable hinges | Hinges with adjustable friction | Hinges with indexing function | Spring hinges and shock absorbing hinges Lift-off hinges | Hinges with electrical safety switch | Hinges, concealed

PRODUCT GROUPS OVERVIEW

GENERAL INDEX



p.162

13 | Latches and edge protection profiles

Latches with handle | Latches with clamping function | Latches with key | Snap locks | Latches with indexing function | Edge protection profiles



p.172

14 | Toggle, power and hook clamps

Toggle clamps | Power clamps | Hook clamps



p.183

15 | Accessories for hydraulic systems

Plugs | Breather caps | Level indicators | Column level indicators | Flexible coolant hoses | Seals | DIN 3015 tube clamps



p.202

16 | Clamping and connecting elements

Tube clamp connectors | Clamp mountings | Tube connectors | Panel support clamps



p.213

17 | Castors and wheels

Polyurethane wheels | Technopolymer wheels | Rubber wheels | Duroplast wheels



p.218

18 | Magnets

Disc-shaped | Rod-shaped | U-Magnets | Raw magnets



p.224

19 | Conveyor components

Supports and guides | Transfer units



p.233

20 | Linear motion components

Telescopic slides | Linear slides | Guide rollers, linear guide rail systems | Linear actuators and linear actuators connectors | Adjustable slide units | Trapezoidal lead screws, trapezoidal lead nuts



p.243

21 | Vibration dampers

Rubber buffers | Vibration damping levelling feet | Anti-vibration mounts | Wire rope isolators and spring mounts | Elastomer springs



p.248

22 | Aluminum profiles

Aluminum profiles and accessories



p.252

23 | Vacuum components

Vacuum suction cups | Vacuum cup holders | Vacuum cup fittings

Direct access to our product portfolio

elesa-ganter.com





Spoked handwheels | Solid handwheels | Arm handwheels | Crank handles

Elesa+Ganter handwheels, available in Aluminium, technopolymer, stainless steel, cast iron, and Duroplast ensure safe and precise manual control in a wide range of machine and plant engineering applications. The product range includes spoked handwheels, solid handwheels, and safety handwheels, offering the ideal solution for every requirement in manual adjustment.

1.1 Spoked handwheels

Material

- Aluminium
- Cast iron
- Duroplast
- Stainless steel
- Steel
- Technopolymer

Type of assembly

- Plain hole
- Plain hole and keyway
- Not drilled
- Square hole

Handle

- Fixed handle
- Fold away handle
- Revolving handle
- Without handle

VRTP.
Spoked handwheels
Technopolymer

Black-oxide steel boss, H7 reamed hole or with keyway.
Diameters: 80 - 100 - 125 - 160 - 200 - 250 - 300 - 375 mm



PP

VRTP-P-SST
Spoked handwheels with solid section
Technopolymer

AISI 304 stainless steel boss, H7 reamed hole or with keyway. Produced from FDA compliant raw material.
Diameters: 80 - 100 - 125 - 160 - 200 mm



INOX STAINLESS STEEL PP-FDA

GN 924
Spoked Handwheels
Aluminium, Powder Coated

Without handle or with revolving handle GN 798.2. Without keyway or with keyway DIN 6885-1 P9.
Diameters: 125 - 140 - 160 - 200 mm



GN 924.3
Handwheels with Retractable Handle
Aluminium, Handle Locked

With revolving retractable handle GN 798.3. Without keyway or with keyway DIN 6885-1 P9.
Diameters: 125 - 140 - 160 - 200 mm



GN 924.7
Handwheels with Retractable Handle
Aluminium, Handle Swiveling

With revolving retractable handle GN 798.7. Without keyway or with keyway DIN 6885-1 P9.
Diameters: 125 - 140 - 160 - 200 mm



GN 322
Spoked Handwheels
Aluminium, Plain, Rim Polished

Without handle or with revolving handle GN 798. Without keyway or with keyway DIN 6885-1 P9.
Diameters: 125 - 140 - 160 - 200 - 250 mm



GN 322.3
Handwheels with Retractable Handle
Aluminium, Handle Locked

With revolving retractable handle GN 798.3. Without keyway or with keyway DIN 6885-1 P9.
Diameters: 125 - 140 - 160 - 200 - 250 mm



GN 322.4
Safety Handwheels
Aluminium, with Friction Bearing

Without handle or with revolving steel handle GN 598.
Diameters: 125 - 140 - 160 - 200 - 250 mm



ELESA and GANTER models all rights reserved in accordance with the law.
Always mention the source when reproducing our drawings.

1.1 Spoked handwheels

Continues

GN 322.5
Safety Handwheels
Aluminium, with Needle Bearing



Without handle or with revolving steel handle GN 598.
Diameters: 125 - 140 - 160 - 200 - 250 mm

GN 322.7
Handwheels with Retractable Handle
Aluminium, Handle Swiveling



With revolving retractable handle GN 798.7. Without keyway or with keyway DIN 6885-1 P9.
Diameters: 125 - 140 - 160 - 200 - 250 mm

GN 324
Spoked Handwheels
Aluminium, Powder Coated Black



Without handle or with revolving handle GN 798. Without keyway or with keyway DIN 6885-1 P9.
Diameters: 125 - 140 - 160 - 200 - 250 mm

VR.FP
Spoked handwheels
Duroplast



Black-oxide steel, reamed hole or not drilled hub.
Diameters: 100 - 125 - 140 - 160 - 180 - 200 - 250 - 300 - 375 m

PF

VRU.
Spoked handwheels
Duroplast, large diameter hub



Large diameter black-oxide steel hub with spot-drilling.
Diameters: 125 - 160 - 200 - 250 mm

PF

DIN 950
Handwheels
Cast Iron / Aluminium



Without handle, with fixed handle DIN 39, or with revolving handle DIN 98. Without keyway, with keyway DIN 6885-1 P9, with square DIN 79.
Diameters: 80 - 100 - 125 - 140 - 160 - 180 - 200 - 250 - 315 - 400 - 500 mm

GN 950.1
Handwheels
Cast Iron, with Large Hub



Without handle or with revolving handle. Without keyway or with keyway DIN 6885-1 P9.
Diameters: 125 - 160 - 200 - 250 mm

GN 950.6
Handwheels
Stainless Steel



Without handle or with fixed handle DIN 39. Without keyway or with keyway DIN 6885-1 P9. On request: Other bore diameters, with square.
Diameters: 100 - 125 - 140 - 160 - 200 mm

INOX STAINLESS STEEL

GN 949
Handwheels
Stainless Steel



Without handle or with revolving handle. Without keyway or with keyway DIN 6885-1 P9.
Diameters: 100 - 125 - 140 - 160 - 200 mm

INOX STAINLESS STEEL

GN 228
Handwheels
Steel Sheet Metal / Stainless Steel Sheet Metal



Without handle or with revolving handle (only for stainless steel A4). Without keyway, with keyway DIN 6885-1 P9, with square DIN 79.
Diameters: 125 - 160 - 200 - 250 - 315 - 400 mm

INOX STAINLESS STEEL

ELESA and GANTER models all rights reserved in accordance with the law.
Always mention the source when reproducing our drawings.

1.1 Spoked handwheels

Continues

GN 227.7
Handwheels
Pressed Steel, for Valves



A high mechanical strength and a coating for increased corrosion resistance.
Diameters: 125 - 150 - 200 - 250 - 300 - 400 mm

GN 227.6
Handwheels
Pressed Steel, for Valves



A high mechanical strength, not affected by shocks and knocks.
Diameters: 50 - 60 - 70 - 80 - 90 - 100 - 130 mm

EMW.
Monospoke handwheels
Technopolymer



Black-oxide steel boss, H7 reamed hole.
Versions with locking system (Elesa patent).
Diameter: 350 mm

PP

1.2 Solid handwheels

VDS.
Solid handwheels
Technopolymer



Black-oxide steel or stainless steel boss, H7 reamed hole or with keyway. Version with safety fold-away handle.
Diameters: 80 - 100 - 125 - 150 - 175 - 200 - 250 - 300 mm

INOX STAINLESS STEEL PP

VDT.
Solid handwheels
Technopolymer



Black-oxide steel boss, H7 reamed hole or with keyway.
Diameters: 100 - 125 - 160 - 200 mm

PA

VDN.FP
Solid handwheels
Duroplast



Black-oxide hub, not drilled or with H7 reamed hole or with keyway.
Version with safety fold-away handle.
Diameters: 50 - 63 - 80 - 100 - 125 - 140 - 150 - 175 - 200 - 225 - 250 - 300 - 350 mm

PF

VDN.FP-SST
Solid handwheels
Duroplast



Stainless steel hub, not drilled or with H7 reamed hole.
Diameters: 80 - 100 - 125 - 150 - 200 - 250 - 300 mm

INOX STAINLESS STEEL PF

VDN.FP+I+ST
Safety solid handwheels
Duroplast



Safety coupling boss, H7 reamed hole and keyway.
Diameters: 125 - 150 - 175 - 200 - 250 mm

PF

GN 923
Disk Handwheels
Aluminium, Powder Coated



Without handle or with revolving handle GN 798.2.
Without keyway or with keyway DIN 6885-1 P9.
Diameters: 50 - 63 - 80 - 100 - 125 - 140 - 160 - 200 mm

Material

- Aluminium
- Duroplast
- Stainless steel
- Steel
- Technopolymer

Type of assembly

- Plain hole
- Plain hole and keyway
- Not drilled

Handle

- Fixed handle
- Fold away handle
- Revolving handle
- Safety fold away handle
- Without handle

ELESA and GANTER models all rights reserved in accordance with the law.
Always mention the source when reproducing our drawings.

1.2 Solid handwheels

Continues

GN 923.3
Handwheels with Retractable Handle
Aluminium, Handle Locked



With revolving retractable handle GN 798.3. Without keyway or with keyway DIN 6885-1 P9.
Diameters: 100 - 125 - 140 - 160 - 200 mm

GN 923.7
Handwheels with Retractable Handle
Aluminium, Handle Swiveling



With revolving retractable handle GN 798.7. Without keyway or with keyway DIN 6885-1 P9.
Diameters: 125 - 140 - 160 - 200 mm

GN 321
Disk Handwheels
Aluminium, Plain, Rim Polished



Without handle or with revolving handle GN 798. Without keyway or with keyway DIN 6885-1 P9.
Diameters: 80 - 100 - 125 - 140 - 160 - 200 - 250 mm

GN 323
Disk Handwheels
Aluminium, Black, Powder Coated



Without handle or with revolving handle GN 798. Without keyway or with keyway DIN 6885-1 P9.
Diameters: 80 - 100 - 125 - 140 - 160 - 200 - 250 mm

GN 323.4
Safety Handwheels
Aluminium, with Friction Bearing



Without handle or with revolving steel handle GN 598.
Diameters: 125 - 140 - 160 - 200 - 250 mm

GN 323.5
Safety Handwheels
Aluminium, with Needle Bearing



Without handle or with revolving steel handle GN 598.
Diameters: 125 - 140 - 160 - 200 - 250 mm

GN 327
Safety Handwheels
Aluminium, Fixed Bearing Flange



Without handle or with revolving handle, with bearing bushing or centering ring.
Diameters: 160 -200 mm

DIN 3670
Disk Handwheels
Aluminium



With recessed grips at their back. Without keyway or with keyway DIN 6885-1 P9.
Diameters: 80 - 100 - 125 - 160 - 200 - 250 - 315 - 400 mm

GN 321.4
Safety Handwheels
Aluminium, with Friction Bearing



Without handle or with revolving steel handle GN 598.
Diameters: 125 - 140 - 160 - 200 - 250 mm

GN 321.5
Safety Handwheels
Aluminium, with Needle Bearing



Without handle or with revolving steel handle GN 598.
Diameters: 125 - 140 - 160 - 200 - 250 mm

ELESA and GANTER models all rights reserved in accordance with the law.
Always mention the source when reproducing our drawings.

1.2 Solid handwheels

Continues

GN 321.6
Safety Handwheels
Aluminium, with Needle Bearing



Without handle or with revolving steel handle GN 598.
Diameters: 140 - 160 mm

GN 000.4
Coupling Attachments
Steel, for Safety Handwheels, with Friction Bearings



Diameters: 28 - 32 - 38 - 45 mm

GN 000.5
Coupling Attachments
Steel, for Safety Handwheels, with Needle Bearings



Diameters: 29 - 33 - 39 - 46 mm

1.3 Arm handwheels

Material
- Steel
- Technopolymer

Type of assembly
- Plain hole

Handle
- Fixed handle
- Revolving handle

EYK.
Three-arm handwheels
Technopolymer



Black-oxide steel boss, H7 reamed hole.
Versions with locking system (Elesa patent).
Diameters: 275 - 400 mm

PP

ETK.
Three-arm handwheel
Technopolymer



Black-oxide steel boss, H7 reamed hole.
Versions with locking system (Elesa patent).
Diameter: 400 mm

PP

VBR.2
Two-arm handwheels
Technopolymer and steel



Black-oxide steel boss with pre-drilled pass-through hole.
Diameters: 200 - 280 - 320 - 370 mm

PA

VBR.4
Four-arm handwheels
Technopolymer and steel



Black-oxide steel boss with pre-drilled pass-through hole.
Diameters: 200 - 280 - 320 - 370 mm

PA

GN 213
Turret Levers
Steel



Without keyway, with keyway DIN 6885-1 P9, with square DIN 79.
Diameters: 50 - 55 - 60 - 65 - 72 - 80 - 100 mm

ELESA and GANTER models all rights reserved in accordance with the law.
Always mention the source when reproducing our drawings.

1.4 Crank handles

Material

- Aluminium
- Cast iron
- Stainless steel
- Steel
- Technopolymer
- Zinc Die Casting

Type of assembly

- Plain hole
- Square hole

Handle

- Fixed handle
- Fold away handle
- Revolving handle

ERFW+I
Crank handles
Technopolymer



Brass boss, cylindrical blind hole.
Dimensions: 44 - 63 - 78 mm

PA

MT.
Crank handles
Technopolymer



Black-oxide steel boss, H9 square hole;
black-oxide steel hub with H9 or H7 reamed hole.
Dimensions: 50 - 64 - 80 - 100 - 130 - 160 - 210 mm

PA

MT-AT
Crank handles
Technopolymer



Black-oxide steel boss, H9 reamed hole.
Dimensions: 50 - 64 - 80 - 100 - 130 - 160 mm

PA

EKH.
Crank handles
Technopolymer



Black-oxide steel hub, H7 reamed hole.
Dimensions: 100 - 125 mm

PA

GN 269
Cranked Handles
Stainless Steel



With bore or with square DIN 79. With retractable handle GN 798.5 on request.
Dimensions: 80 - 100 - 125 - 160 - 200 mm

INOX

GN 369.5
Cranks
Stainless Steel



Without slot or with slot.
Dimensions: 63 - 80 - 100 - 125 mm

INOX

GN 471
Cranked Handles
Aluminium



With bore or square DIN 79.
Dimensions: 80 - 100 - 125 - 160 mm

GN 471.1
Cranked Handles
Zinc Die Casting



With bore or square DIN 79.
Dimensions: 50 - 64 - 80 - 100 mm

GN 471.3
Cranked Handles with Retractable Handle
Aluminium



With bore or square DIN 79.
On request with retractable handle GN 598.5 (retractable mechanism brass).
Dimensions: 100 - 125 - 160 mm

GN 472.3
Cranked Handles with Retractable Handle
Aluminium, Retractable Mechanism Steel



Dimensions: 80 - 100 - 125 mm

ELESA and GANTER models all rights reserved in accordance with the law.
Always mention the source when reproducing our drawings.

1.4 Crank handles

Continues

GN 472.5
Cranked Handles with Retractable Handle
Aluminium, Retractable Mechanism Stainless Steel

Dimensions: 80 - 100 - 125 mm



DIN 468
Cranked Handles
Cast Iron

With fixed handle DIN 39, or with revolving handle DIN 98.
With bore or square DIN 79.
Dimensions: 63 - 80 - 100 - 125 - 160 - 200 - 250 - 315 mm



DIN 469
Cranked Handles
Cast Iron

With fixed handle DIN 39, or with revolving handle DIN 98.
With bore or square DIN 79.
Dimensions: 63 - 80 - 100 - 125 - 160 - 200 - 250 mm



GN 558
Indexing Cranked Handles
Cast Iron

Without keyway or with keyway DIN 6885-2 P9.
Dimensions: 75 - 90 - 110 - 135 - 165 mm



ME.
Balanced crank handles
Duroplast

Black-oxide steel boss, H7 reamed hole.
Dimensions: 65 - 80 - 95 - 110 - 140 mm



PF

METP.
Balanced crank handle
Technopolymer

Black-oxide steel boss, H7 reamed hole.
Dimensions: 170 mm



PA

GN 112.1
Control Handles
Zinc Die Casting

Dimensions: 70 - 80 - 90 - 100 mm



GN 10
Tri-Ball Handles
Steel

With fixed handle DIN 39.
Dimensions: 25 - 28 - 34 - 41 - 50 mm



ELESA and GANTER models all rights reserved in accordance with the law.
Always mention the source when reproducing our drawings.

2 | CLAMPING KNOBS



Star and lobe knobs | Knurled knobs | Wing knobs

Clamping knobs for reliable and ergonomic tightening across all industrial sectors. Designed for performance and comfort, Elesa+Ganter knobs are available in a wide variety of shapes, sizes, and materials - including versions with integrated limiting-torque mechanisms. These standard components ensure safe and efficient manual operations in mechanical and industrial applications.

2.1 Star and lobe knobs

Material

- Aluminium
- Cast iron
- Duroplast
- Plastic
- Stainless steel
- Stainless steel A4
- Steel
- Technopolymer

Type of assembly

- Blind hole
- Not drilled
- Pass-through hole
- Threaded screw

VB.639
Three-arm knobs
Technopolymer



Black-oxide steel, brass or AISI 303 stainless steel boss; zinc-plated steel stud.
Diameters: 45 - 63 - 80 - 100 - 130 mm

VB.839
Three-arm knobs
Technopolymer



Brass or AISI 303 stainless steel boss;
zinc-plated steel stud.
Technopolymer coating, semi-glossy finish
Diameters: 63 - 80 - 100 mm

VB.839 SOFT
Three-arm knobs
Soft-touch technopolymer



Raw material coating suitable for contact with food.
Brass or AISI 303 stainless steel boss;
zinc-plated steel stud.
Diameters: 63 - 80 - 100 mm

VTT
Solid lobe knobs
Technopolymer



Easy cleaning.
Brass or AISI 304 stainless steel boss;
zinc-plated steel or AISI 304 stainless steel stud.
Diameters: 25 - 32 - 40 - 50 - 60 mm

VTT-CLEAN
Solid lobe knobs
Technopolymer, easy cleaning



For medical and hospital equipment.
AISI 304 stainless steel boss; stainless steel AISI 304 stud.
Diameters: 25 - 32 - 40 - 50 - 60 mm

VTT-SST-VD
Solid lobe knobs
Visually Detectable technopolymer



Produced from FDA compliant raw material.
Easy cleaning.
AISI 304 stainless steel boss; stainless steel AISI 304 stud.
Diameters: 32 - 40 - 50 - 60 mm

VTT-SST-MD
Solid lobe knobs
Metal Detectable technopolymer



Produced from FDA compliant raw material.
Easy cleaning.
AISI 304 stainless steel boss; stainless steel AISI 304 stud.
Diameters: 32 - 40 - 50 - 60 mm

VTT-SST-SAN
Solid lobe knobs
Technopolymer with antimicrobial protection



Easy cleaning.
AISI 304 stainless steel boss.
Diameters: 40 - 50 mm

ELESA and GANTER models all rights reserved in accordance with the law.
Always mention the source when reproducing our drawings.

2.1 Star and lobe knobs

Continues

VTT-LP
Solid lobe knobs
with retaining chain, technopolymer

Brass or AISI 304 stainless steel boss; zinc-plated steel or AISI 304 stainless steel stud.
Diameters: 25 - 32 - 40 - 50 - 60 mm



INOX STAINLESS STEEL · PA

VTT-RC
Solid lobe knobs
with elastic fork, technopolymer

Brass or AISI 304 stainless steel boss; zinc-plated steel or AISI 304 stainless steel stud.
Diameters: 25 - 32 - 40 - 50 - 60 mm



INOX STAINLESS STEEL · PA

VTT-HL
Solid lobe knobs
for tightening with spanner, technopolymer

Zinc-plated steel or AISI 304 stainless steel hexagonal shank.
Diameters: 40 - 50 - 60 mm



INOX STAINLESS STEEL · PA

VTT-C
Solid lobe knobs
with cap, technopolymer

Brass boss, zinc-plated steel stud.
Diameters: 32 - 40 - 50 mm



PA

VTD
Torque limiting knobs
Technopolymer

Zinc-plated steel boss.
Spring of the torque limiter: 2 - 3 - 4 - 6 Nm.
Diameters: 60 - 80 mm



PA

GN 5345
Three-Lobed Knobs
Stainless Steel AISI 303

With several types of bore or without bore.
Diameters: 25 - 32 - 40 - 50 - 60 mm



INOX STAINLESS STEEL

GN 5345.4
Three-Lobed Knobs
Stainless Steel AISI 316L

With several types of bore or without bore.
Diameters: 25 - 32 - 40 - 50 - 60 mm



INOX STAINLESS STEEL

GN 5445
Three-Lobed Knobs
Stainless Steel, Hygienic Design

With EPDM, FKM or HNBR sealing ring.
Diameters: 40 - 50 mm



INOX STAINLESS STEEL · HD · FDA

GN 3664
Torque Limiting
Three-Lobed Knobs
Knob Plastic, Torque Limiting Mechanism Steel

In addition to the standard, these three-lobed knobs are available in further dimensions, torques and further executions.
Spring of the torque limiter from 2 Nm to 7.5 Nm.
Diameters: 50 - 63 - 80 mm



VCT.
Lobe knobs
Technopolymer

Black-oxide steel, brass, stainless steel or zinc-plated steel boss; zinc-plated steel or stainless steel stud.
Diameters: 25 - 32 - 40 - 50 - 63 - 74 - 84 - 95 mm



INOX STAINLESS STEEL · PA

ELESA and GANTER models all rights reserved in accordance with the law.
Always mention the source when reproducing our drawings.

2.1 Star and lobe knobs

Continues

VCT.AE-V0
Lobe knobs
Technopolymer certified self-extinguishing

Brass boss.
Diameters: 25 - 32 - 40 - 50 mm



PA

VCT-LP
Lobe knobs
with retaining chain, technopolymer

Brass boss;
zinc-plated steel stud.
Diameters: 25 - 32 - 40 - 50 - 63 mm



PP

VCT-RC
Lobe knobs
with elastic fork, technopolymer

Brass boss or zinc-plated steel stud.
Diameters: 25 - 32 - 40 - 50 - 63 mm



PP

VC.692
Solid lobe knobs
Technopolymer

Brass or AISI 303 stainless steel boss;
zinc-plated steel or AISI 303 stainless steel stud.
Diameters: 25 - 32 - 40 - 50 - 60 mm



INOX STAINLESS STEEL PA

VCT.SOFT
Lobe knobs
Soft-touch technopolymer

Raw material coating suitable for contact with food.
Brass boss or zinc-plated steel stud.
Diameters: 43 - 53 - 66 - 77 mm



SOFT PP

VC.692-CLEAN
Solid lobe knobs
Technopolymer, easy cleaning

For medical and hospital equipment.
AISI 303 stainless steel boss.
Diameters: 32 - 40 - 50 - 60 mm



CLEAN INOX STAINLESS STEEL PA

VC.692-CR
Solid lobe knobs
Technopolymer chrome-plated

Resistant to wear, scrapes and shocks.
Brass boss.
Diameters: 32 - 40 - 50 - 60 mm



CHROMIUM PLATED PA

VC.692-SST-p-P
Solid lobe knobs
with pad, technopolymer

The pad avoids to damage the surface of contact.
Stud in AISI 303 stainless steel, pressure pad in acetal resin or brass.
Diameters: 25 - 32 - 40 - 50 mm



INOX STAINLESS STEEL

VC.692-SST-p-SV
Solid lobe knobs
with locking thrust pad, technopolymer

AISI 303 stainless steel stud, for forceful locking
Diameters: 25 - 32 - 40 - 50 - 60 mm



INOX STAINLESS STEEL PA

VC.192
Solid lobe knobs
Duroplast

Black-oxide steel, AISI 303 stainless steel or brass boss;
zinc-plated steel or AISI 303 stainless steel stud.
Diameters: 25 - 32 - 40 - 50 - 60 - 70 - 85 - 100 mm



INOX STAINLESS STEEL PF

ELESA and GANTER models all rights reserved in accordance with the law.
Always mention the source when reproducing our drawings.

2.1 Star and lobe knobs

Continues

VC.253
Shortened solid lobe knobs
Duroplast



Black-oxide steel boss threaded pass-through hole.
Diameters: 40 - 50 - 60 - 85 mm

PF

VC.254
Solid lobe knobs
Duroplast



Brass boss threaded pass-through hole.
Diameters: 40 - 50 - 60 - 70 - 85 mm

PF

GN 5334
Star Knobs
Stainless Steel AISI 304



With a threaded bushing in either a threaded, or plain blind bore H7. Or with a threaded stud.
Diameters: 32 - 40 - 50 - 60 mm

INOX STAINLESS STEEL

GN 5334.4
Star Knobs
Stainless Steel AISI 316L



With a threaded bushing in either a threaded, or plain blind bore H7. Or with a threaded stud.
Diameters: 32 - 40 - 50 - 60 mm

INOX STAINLESS STEEL

GN 5334.13
Star Knobs
Stainless Steel, with Loss Protection



With bushing or threaded stud, with retaining ring, retaining cable or with ball chain.
Diameters: 40 - 50 - 60 mm

INOX STAINLESS STEEL

GN 5336
Star Knobs
Aluminium



With plain blind bore H7, threaded through bore, threaded blind bore, or without bore.
Diameters: 40 - 50 - 60 - 70 mm

GN 5335
Star Knobs
Stainless Steel AISI 303



With female thread or threaded bolt, available with several types of bore and in several surfaces.
Diameters: 40 - 50 - 60 mm

INOX STAINLESS STEEL

GN 5335.4
Star Knobs
Stainless Steel AISI 316L



With a threaded blind bore, threaded through bore, plain blind bore H7, or without bore.
Diameters: 40 - 50 - 60 mm

INOX STAINLESS STEEL

DIN 6335
Hand Knobs
Cast Iron / Stainless Steel / Aluminium



Available in five different types of bore. Powder coated on request.
Diameters: 20 - 25 - 32 - 40 - 50 - 63 - 80 - 100 mm

INOX STAINLESS STEEL

GN 5435
Star Knobs
Stainless Steel, Hygienic Design



Matte finish (Ra < 0.8 µm) or polished finished (Ra < 0.8 µm), with EPDM, FKM, HNBR sealing.
Diameters: 40 - 50 mm

INOX STAINLESS STEEL HD FDA

ELESA and GANTER models all rights reserved in accordance with the law.
Always mention the source when reproducing our drawings.

2.1 Star and lobe knobs

Continues

GN 6335
Hand Knobs
Stainless Steel



With threaded through bore or threaded blind bore, polished.
Diameters: 32 - 40 - 50 - 63 mm

INOX STAINLESS STEEL

GN 6335.4
Hand Knobs with Threaded Stud
Knob Cast Iron,
Threaded Stud Steel



Threaded stud screwed in and secured by a cross-dowel.
Diameters: 32 - 40 - 50 - 63 - 80 mm

GN 6335.5
Hand Knobs with Threaded Stud
Knob Stainless Steel / Aluminium, Threaded Stud Stainless Steel
Threaded stud screwed in and secured by a cross-dowel.
Diameters: 32 - 40 - 50 - 63 mm



INOX STAINLESS STEEL

DIN 6336
Star Knobs
Cast iron / Stainless Steel / Aluminium



With four different types of bore or without bore. Powder coated on request.
Diameters: 32 - 40 - 50 - 63 - 80 mm

INOX STAINLESS STEEL

GN 6336
Star Knobs
Stainless Steel



With threaded through bore or threaded blind bore, polished.
Diameters: 32 - 40 - 50 - 63 mm

INOX STAINLESS STEEL

GN 6336.5
Star Knobs with Threaded Stud
Knob Stainless Steel / Aluminium, Threaded Stud Stainless Steel
Threaded stud screwed in and secured by a cross-dowel.
Diameters: 40 - 50 - 63 mm



INOX STAINLESS STEEL

GN 6336.4
Star Knobs with Threaded Stud
Knob Cast Iron, Threaded Stud Steel



Threaded stud screwed in and secured by a cross-dowel.
Diameters: 32 - 40 - 50 - 63 - 80 mm

GN 6336.3
Quick Release Star Knobs
Steel / Stainless Steel



Diameters: 40 - 50 - 63 mm

INOX STAINLESS STEEL

GN 6335.9
Hand Knobs
Plastic, Bushing Steel, with Increased Clamping Force



With threaded stud on request.
Diameters: 40 - 50 - 63 - 80 mm

VCTS-Z
Safety lobe knobs
push action, technopolymer



Black-oxide steel or AISI 303 stainless steel clamping knobs with toothed element for coupling to zinc alloy insert moulded in the knob.
Diameters: 40 - 50 mm

INOX STAINLESS STEEL PA

ELESA and GANTER models all rights reserved in accordance with the law.
Always mention the source when reproducing our drawings.

2.1 Star and lobe knobs

Continues

VLS.
Safety lobe knobs
with lock, technopolymer



Brass boss;
AISI 304 stainless steel stud.
Technopolymer security key with stainless steel anti-intrusion profile.
Diameters: 42 - 55 mm

INOX STAINLESS STEEL · PA

VLSK
Safety lobe knobs
with lock, technopolymer



Brass boss;
zinc-plated steel stud.
Security key with anti-intrusion profile
Diameter: 63 mm

INOX STAINLESS STEEL · SUPER TECHNO POLYMER · PA

VCRT.
Shortened lobe knobs
Technopolymer



Square pass-through hole with brass reinforcement or brass boss, threaded pass-through hole.
Diameters: 25 - 32 - 40 - 50 - 63 - 74 - 95 mm

PA

VCR.192
Shortened solid lobe knobs
Duroplast



Square through hole with brass reinforcement.
Diameters: 40 - 50 - 60 - 70 - 85 - 100 mm

PF

GFL
Lobe threaded nut
Technopolymer



Brass boss;
zinc-plated steel stud.
Diameters: 40 - 50 mm

PA

VTR.
Knobs
Technopolymer



Brass boss;
zinc-plated steel stud.
Diameters: 32 - 40 - 50 - 60 mm

PA

GN 5339.5
Triangular Knobs
Stainless Steel



With a threaded blind bore, threaded through bore, plain blind bore H7. With matte shot-blasted finish or polished finish.
Diameters: 32 - 40 - 50 - 60 mm

INOX STAINLESS STEEL

VTL.
Lobe knobs
with long cone-shaped body, technopolymer



Brass boss.
Diameter: 50 mm

PA

VCHT.
Lobe knobs
Technopolymer, hub with plain or threaded hole



Zinc-plated steel hub.
Diameters: 25 - 32 - 40 - 50 - 63 - 74 mm

PA

ELK.
Knobs with rear lobes
Technopolymer



Black-oxide steel boss;
brass boss;
zinc-plated steel stud.
Diameters: 45 - 56 - 70 mm

PA

ELESA and GANTER models all rights reserved in accordance with the law.
Always mention the source when reproducing our drawings.

2.1 Star and lobe knobs

Continues

VL.640-FP
Lobe knobs
Technopolymer

Black oxide steel or brass hub.
Diameters: 50 - 60 - 70 - 80 mm



PA

VL.140-FP
Lobe knobs
Duroplast

Black oxide steel hub.
Diameters: 50 - 60 - 70 - 80 - 100 - 130 mm



PF

VL.155
Lobe knobs
Duroplast

Black-oxide steel or brass boss; zinc-plated steel stud.
Diameters: 50 - 60 - 70 - 80 - 100 mm



PF

VH.153
Solid lobe knobs
Duroplast

Black-oxide steel or brass boss; zinc-plated steel stud.
Diameters: 25 - 35 - 44 - 54 - 62 - 74 - 85 mm



PF

2.2 Knurled knobs

Material

- Duroplast
- Plastic
- Stainless steel
- Steel
- Technopolymer

Type of assembly

- Blind hole
- Pass-through hole
- Threaded screw

BT.
Fluted knobs
Technopolymer

Brass or AISI 303 stainless steel boss;
zinc-plated steel or AISI 303 stainless steel stud.
Diameters: 12 - 16 - 20 - 25 - 32 - 40 - 50 mm



INOX STAINLESS STEEL PA

BT-ESD
Fluted knobs
ESD conductive technopolymer

Brass boss;
zinc-plated steel stud.
Diameters: 16 - 20 - 25 - 32 mm



ESD PA

BT-SST-p-SV
Fluted knobs
with locking thrust pad, technopolymer

AISI 303 stainless steel stud, for forceful locking .
Diameters: 25 - 32 - 40 mm



INOX STAINLESS STEEL PA

BT-AV
Fluted knobs
for screwing with a screwdriver, technopolymer

Brass boss;
zinc-plated steel stud.
Diameters: 12 - 16 - 20 mm



PA

BT-HP
Retained fluted knobs
Technopolymer

Zinc-plated steel or AISI 304 stainless steel stud.
Diameters: 25 - 32 mm



INOX STAINLESS STEEL PA

BT-HP-AV
Retained fluted knobs
for screwing with a screwdriver, technopolymer

Zinc-plated steel or AISI 304 stainless steel stud.
Diameters: 12 - 16 - 20 mm



INOX STAINLESS STEEL PA

ELESA and GANTER models all rights reserved in accordance with the law.
Always mention the source when reproducing our drawings.

2.2 Knurled knobs

Continues

BTL.
Fluted knobs
with elongated hub, technopolymer

Brass boss;
zinc-plated steel stud.
Diameters: 20 - 25 mm



PA

B.193
Knurled knobs
Duroplast

Brass or AISI 303 stainless steel boss;
zinc-plated steel or AISI 303 stainless steel stud.
Diameters: 15 - 18 - 20 - 25 - 30 - 35 - 40 - 50 mm



INOX STAINLESS STEEL PF

B.259
Knurled knobs
Duroplast

Brass boss, or zinc-plated steel stud.
Diameters: 20 - 25 - 30 mm



PF

B.259-CLEAN
Knurled knobs
Duroplast, easy cleaning

For medical and hospital equipment.
AISI 303 stainless steel boss.
Diameters: 20 - 25 - 30 mm



CLEAN INOX STAINLESS STEEL PF

B.220
Knurled knobs
Duroplast

Black-oxide steel hub.
Diameter: 32 mm



PF

DIN 6303
Knurled Nuts
Steel / Stainless Steel

Without or with dowel hole.
Diameters: 20 - 24 - 30 - 36 - 40 mm



INOX STAINLESS STEEL

GN 6303.1
Quick Release Knurled Nuts
Steel / Stainless Steel

Diameters: 20 - 24 - 30 - 36 - 40 mm



INOX STAINLESS STEEL

GN 535
Knurled Screws
Stainless Steel

With matte shot-blasted finish or highly polished.
Diameters: 20 - 24 - 28 mm



INOX STAINLESS STEEL

GN 536
Knurled Nuts
Stainless Steel

With matte shot-blasted finish or highly polished.
Diameters: 20 - 24 - 28 mm



INOX STAINLESS STEEL

DT.464
Knurled knobs
SUPER-technopolymer

Similar to DIN 464 screws.
Lightness, high mechanical, thermal, corrosion and chemical resistance.
Dimensions: 16 - 20 - 24 - 30 mm



SUPER TECHNO POLYMER

ELESA and GANTER models all rights reserved in accordance with the law.
Always mention the source when reproducing our drawings.

2.2 Knurled knobs

Continues

DIN 464
Knurled Screws
Steel / Stainless Steel, High Type

Turned entirely from a single piece. Tightening and loosening without tools.
Diameters: 9 - 11 - 12 - 16 - 20 - 24 - 30 - 36 mm



DT.464-EH
Knurled knobs
for screwing with a hexagonal key, SUPER-technopolymer

Similar to DIN 464 screws. Lightness, high mechanical, thermal, corrosion and chemical resistance.
Dimensions: 16 - 20 - 24 - 30 mm



GN 464.1
Knurled Thumb Screws
Steel, High Type, with Internal Hex

Made of a higher-quality material compared to DIN 464.
Diameters: 20 - 24 - 30 - 36 mm



DT.464-SB
Knurled knobs
with spherical end, SUPER-Technopolymer

Similar to DIN 464 screws. Lightness, high mechanical, thermal, corrosion and chemical resistance.
To be combined with GN 631 thrust pad.
Dimensions: 24 - 30 mm



DT.464-SV
Knurled knobs
with thrust pad, SUPER-technopolymer knob

Similar to DIN 464 screws. Lightness, high mechanical, thermal, corrosion and chemical resistance.
Dimensions: 24 - 30 mm



GN 464.2
Knurled Screws
Steel / Stainless Steel, with Thin Shank for Loss Prevention, High Type

Diameters: 16 - 20 - 24 - 30 mm



DIN 466
Knurled Nuts
Steel / Stainless Steel, High Type

Tightening and loosening without tools. A nut with thread M12 is available in addition to the types defined in the DIN standard.
Diameters: 9 - 11 - 12 - 16 - 20 - 24 - 30 - 36 - 40 mm



DT.653-AV
Knurled knobs
for screwing with a screwdriver, SUPER-technopolymer

Similar to DIN 653 screws. Lightness, high mechanical, thermal, corrosion and chemical resistance.
Dimensions: 16 - 20 - 24 - 30 mm



DIN 653
Knurled Screws
Steel / Stainless Steel, Flat Type

Turned entirely from a single piece. Tightening and loosening without tools.
Diameters: 12 - 16 - 20 - 24 - 30 - 36 mm



GN 653.2
Knurled Screws
Steel / Stainless Steel, with a Thin Shank for Loss Prevention, Flat Type

Diameters: 16 - 20 - 24 - 30 mm



ELESA and GANTER models all rights reserved in accordance with the law.
Always mention the source when reproducing our drawings.

2.2 Knurled knobs

Continues

GN 653.10
Knurled Screws
Steel / Stainless Steel, with Brass / Plastic Pivot

Diameters: 20 - 24 - 30 mm



INOX STAINLESS STEEL

DIN 467
Knurled Nuts
Steel / Stainless Steel, Flat Type

Tightening and loosening without tools. A nut with thread M12 is available in addition to the types defined in the DIN standard.
Diameters: 12 - 16 - 20 - 24 - 30 - 36 - 40 mm



INOX STAINLESS STEEL

MCT.
Fluted knobs
assembly with screws, technopolymer

Assembly by means of hexagon head screws or standard nuts to put in place inside the knob.
Diameters: 35 - 50 - 70 mm



PA

MBT.
Diamond cut knurled knobs
Technopolymer

Brass boss;
zinc-plated steel stud.
Diameters: 30 - 40 - 50 - 60 - 70 mm



PP

MBT.SOFT
Fluted knobs
Soft-touch technopolymer

Raw material coating suitable for contact with food.
Brass boss;
zinc-plated steel stud.
Diameters: 45 - 55 mm



SOFT PP

MZD
Adjustable torque limiting knobs
Technopolymer

Black-oxide steel boss with screw.
Adjustable torques from 0.2 to 1.0 Nm.
Diameter: 47 mm



PA

GN 7336
Knurled Knobs / Knurled Screws
Plastic, Insert Steel / Stainless Steel

Available in steel or stainless steel, with or without Threaded Insert. On request: Threaded inserts in stainless steel, with left-hand thread or with other fine threads, Cover cap in further colors.
Diameters: 34 - 42 - 53 mm



INOX STAINLESS STEEL

GN 7336.5
Knurled Screws
Plastic, Threaded Stud Stainless Steel, Brass / Plastic / Spherical Pivot

With Brass pivot, Plastic pivot Polyacetal (POM) or Spherical pivot.
Diameters: 34 - 42 - 53 mm



INOX STAINLESS STEEL

GN 3663
Torque Limiting Knurled Knobs/ Knob Screws
Knob Aluminum, Torque Limiting Mechanism Steel

Other dimensions and torques on request.
Spring of the torque limiter from 0.7 Nm to 5.5 Nm.
Diameters: 34 - 42 - 53 mm



ELESA and GANTER models all rights reserved in accordance with the law.
Always mention the source when reproducing our drawings.

2.3 Wing knobs

Material

- Stainless steel
- Stainless steel A4
- Technopolymer

Type of assembly

- Blind hole
- Pass-through hole
- Threaded screw

EWN.
Wing knobs
Technopolymer



Brass or AISI 303 stainless steel boss;
zinc-plated steel or AISI 303 stainless steel stud.
Diameters: 40 - 48 - 55 - 63 - 70 mm

INOX STAINLESS STEEL PA

EWN-SST-SAN
Wing knobs
Technopolymer with a ntimicrobial protection



AISI 304 stainless steel boss.
Diameters: 40 - 55 mm

INOX STAINLESS STEEL SAN PA

EWN-SST-p-P
Wing knobs
with pad, technopolymer



The pad avoids to damage the surface of contact.
Stud in AISI 303 stainless steel, pressure pad in acetal resin or brass.
Diameters: 48 - 55 - 70 mm

INOX STAINLESS STEEL PA

EWN-LP
Wing knobs
with retaining chain, technopolymer



Brass or AISI 303 stainless steel boss;
zinc-plated steel or AISI 303 stainless steel stud.
Diameters: 48 - 55 - 63 mm

INOX STAINLESS STEEL PA

EWN-RC
Wing knobs
with elastic fork, technopolymer



Brass or AISI 303 stainless steel boss;
zinc-plated steel or AISI 303 stainless steel stud.
Diameters: 48 - 55 - 63 mm

INOX STAINLESS STEEL PA

EWNM-SST
Wing knobs
Stainless steel



Diameters: 40 - 48 - 55 mm

INOX STAINLESS STEEL

ESN.
Single wing knobs
Technopolymer



Brass boss.
Diameters: 55 - 70 mm

PA

CWN.
Wing knobs
Technopolymer



Brass boss;
zinc-plated steel stud.
Diameters: 32 - 40 mm

PA

GN 834
Wing Nuts
Stainless Steel



With threaded through bore or threaded blind bore, matte shot-blasted finish.
Diameters: 46 - 58 mm

INOX STAINLESS STEEL

GN 835
Wing Screws
Stainless Steel



With matte shot-blasted finish.
Diameters: 46 - 58 mm

INOX STAINLESS STEEL

ELESA and GANTER models all rights reserved in accordance with the law.
Always mention the source when reproducing our drawings.

2.3 Wing knobs

Continues

CT-FG
Wing knobs
With flange, technopolymer



Brass boss;
zinc-plated steel or AISI 304 stainless steel stud.
Diameters: 25 - 30 mm

INOX STAINLESS STEEL · PA

CT.476
Wing knobs
Technopolymer



Brass boss;
zinc-plated steel or AISI 303 stainless steel stud.
Diameters: 20 - 25 - 30 - 40 - 48 - 56 mm

INOX STAINLESS STEEL · PA

CTL.476
Wing knobs
with elongated hub, technopolymer



Brass boss;
zinc-plated steel stud.
Diameters: 30 - 40 - 48 - 56 mm

PA

GN 8340
Wing Nuts
Stainless Steel



With matte shot-blasted finish or polished finish.
Diameters: 32 - 40 - 50 - 63 mm

INOX STAINLESS STEEL

GN 8350
Wing Screws
Stainless Steel



With matte shot-blasted finish or polished finish.
Diameters: 32 - 40 - 50 - 63 mm

INOX STAINLESS STEEL

GN 8341
Wing Nuts
Stainless Steel, Hygienic Design



Matte finish (Ra < 0.8 µm) or polished finished (Ra < 0.8 µm), with EPDM, FKM, HNBR sealing.
Diameters: 40 - 50 - 63 mm

INOX STAINLESS STEEL · HD · FDA

GN 8351
Wing Screws
Stainless Steel, Hygienic Design



Matte finish (Ra < 0.8 µm) or polished finished (Ra < 0.8 µm), with EPDM, FKM, HNBR sealing.
Diameters: 40 - 50 - 63 mm

INOX STAINLESS STEEL · HD · FDA

GN 431
Wing Screws
Stainless Steel



Threaded stud screwed in and secured by a cross-dowel.
Diameters: 25 - 30 - 36 mm

INOX STAINLESS STEEL

GN 432
Wing Nuts
Stainless Steel



Matte shot-blasted.
Diameters: 25 - 30 - 36 mm

INOX STAINLESS STEEL

GN 433
Wing Screws
Stainless Steel



Available in AISI CF-8, AISI 316.
Matte shot-blasted finish.
Diameters: 20 - 26 - 34 mm

INOX STAINLESS STEEL

ELESA and GANTER models all rights reserved in accordance with the law.
Always mention the source when reproducing our drawings.

2.3 Wing knobs

Continues

GN 434
Wing Nuts
Stainless Steel



Available in AISI CF-8, AISI 316, or matte shot-blasted finish.
Diameters: 20 - 26 - 34 mm

INOX STAINLESS STEEL

CTD
Torque limiting wing knobs
Technopolymer



Spring of the torque limiter: 2 - 3 Nm.
Diameter: 48 mm

PA

ELESA and GANTER models all rights reserved in accordance with the law.
Always mention the source when reproducing our drawings.

3 | CLAMPING LEVERS



Adjustable handles | Lever handles

Elesa+Ganter supplies a comprehensive range of clamping levers, also known as clamping handles, made of technopolymer, zinc alloy, or stainless steel, with metal inserts. Their compact design and ergonomic shapes ensure reliable clamping and switching in various industrial and mechanical applications.

3.1 Adjustable handles

Material

- Aluminium
- Stainless steel
- Steel
- Technopolymer
- Zinc Die Casting

Type of assembly

- Blind hole
- Threaded screw

ERX.
Adjustable handles
Technopolymer



Technopolymer clamping element with brass or AISI 303 stainless steel boss; zinc-plated steel or AISI 303 stainless steel stud.
Dimensions: 30 - 44 - 63 - 78 - 95 - 108 mm

ERX-SST-LP
Adjustable handles
with retaining chain, technopolymer



Technopolymer clamping element with AISI 303 stainless steel boss or stud.
Dimensions: 44 - 63 - 78 mm

ERX-SST-RC
Adjustable handles
with elastic fork, technopolymer



Technopolymer clamping element with AISI 303 stainless steel boss or stud.
Dimensions: 44 - 63 - 78 mm

ERX-CR
Adjustable handles
Technopolymer chrome-plated



Resistant to wear, scrapes and shocks.
Technopolymer clamping element with brass boss.
Dimensions: 44 - 63 - 78 - 95 mm

ERX-AV
Adjustable handles
for screwing with a screwdriver, technopolymer



Technopolymer clamping element with brass boss.
Zinc-plated steel stud.
Dimension: 78 mm

ERZ.
Adjustable handles
Technopolymer, steel or stainless steel clamping element



Zinc alloy insert for coupling to the clamping element.
Black-oxide steel or AISI 303 stainless steel clamping element, hole or stud.
Dimensions: 44 - 63 - 78 - 95 mm

ERZ-SST-VD
Adjustable handles
Visually Detectable technopolymer, stainless steel clamping element



Produced from FDA compliant raw material.
Zinc alloy insert for coupling to the clamping element.
AISI 303 stainless steel clamp, hole or stud.
Dimensions: 63 - 78 mm

ERZ-SST-MD
Adjustable handles
Metal Detectable technopolymer, stainless steel clamping element



Produced from FDA compliant raw material.
Zinc alloy insert for coupling to the clamping element.
AISI 303 stainless steel clamp, hole or stud.
Dimensions: 44 - 63 - 78 - 95 mm

ELESA and GANTER models all rights reserved in accordance with the law.
Always mention the source when reproducing our drawings.

3.1 Adjustable handles

Continues

MRY-SST-HVD
Watertight adjustable handles
Visually Detectable technopolymer



Produced from FDA compliant raw material.
Gaskets prevent the deposit of antigenic residues.
AISI 316 stainless steel boss or stud.
Dimensions: 63 - 78 mm

INOX STAINLESS STEEL · VDI · PA · FDA

ERZ-SST-SAN
Adjustable handles
Technopolymer with antimicrobial protection, stainless steel clamping element



Zinc alloy insert for coupling to the clamping element.
AISI 303 stainless steel clamp hole or stud.
Dimensions: 44 - 63 - 78 - 95 mm

INOX STAINLESS STEEL · SAN · PA

ERM.
Adjustable handles
Zinc alloy, steel or stainless steel clamping element



Black-oxide steel or AISI 303 stainless steel clamping element,hole or pin
Dimensions: 44 - 63 - 78 - 95 mm

INOX STAINLESS STEEL

ERS.
Safety adjustable handles
Push action, technopolymer



Technopolymer clamping element with black-oxide steel or brass boss;
black-oxide stud.
Dimensions: 44 - 63 mm

PA

GN 300
Adjustable Hand Levers
Zinc Die Casting, Insert Steel Blackened, with Internal Thread / Reamed Hole, with External Thread



Dimensions: 22 - 30 - 45 - 63 - 78 - 92 - 108 mm

GN 307
Adjustable Hand Levers
Zinc Die Casting, Insert Steel, with Internal or External Thread, with Washer



Dimensions: 30 - 45 - 63 - 78 mm

GN 312
Safety Tension Levers
Steel, with Internal Thread / with Threaded Stud, Push to Engage



With angled lever or straight lever
Dimensions: 75 - 81 - 101 - 108 - 116 - 124 - 131 - 140.5 mm

GN 300.2
Adjustable Hand Levers
Zinc Die Casting, Insert Steel Zinc Plated, with Internal or External Thread



Dimensions: 22 - 30 - 45 - 63 - 78 - 92 - 108 mm

GN 300.1
Adjustable Hand Levers
Zinc Die Casting, Insert Stainless Steel, with Internal Thread / Reamed Hole, with External Thread



Dimensions: 22 - 30 - 45 - 63 - 78 - 92 - 108 mm

GN 300.5
Adjustable Hand Levers
Stainless Steel, Matte Shot-Blasted, with Internal Thread / Fitting Bore, with Threaded Stud



With external hex or internal hexalobular.
Dimensions: 30 - 45 - 63 - 78 - 92 mm

INOX STAINLESS STEEL

ELESA and GANTER models all rights reserved in accordance with the law.
Always mention the source when reproducing our drawings.

3.1 Adjustable handles

Continues

GN 300.6
Adjustable Hand Levers
Stainless Steel, Polished, with Internal Thread / Fitting Bore, with Threaded Stud

With external hex or internal hexalobular.
Dimensions: 30 - 45 - 63 - 78 - 92 mm



INOX STAINLESS STEEL

GN 300.4
Adjustable Hand Levers
Zinc Die Casting, Insert Steel, with Internal or External Thread, with Increased Clamping Force

Dimensions: 63 - 78 - 92 - 108 mm



GN 300.7
Adjustable Hand Levers
Zinc Die Casting, Insert Stainless Steel, with Internal Thread / with External Thread, with Increased Clamping Force

Dimensions: 63 - 78 - 92 - 108 mm



GN 303.1
Adjustable Hand Levers
Zinc Die Casting, Insert Stainless Steel, with Internal or External Thread, with Releasing Button

On request the handle is available in GN 300 colors.
Dimensions: 30 - 45 - 63 - 78 mm



GN 303.2
Adjustable Hand Levers
Zinc Die Casting, Insert Steel Zinc Plated, with Internal or External Thread, with Releasing Button

On request the handle is available in GN 300 colors.
Dimensions: 30 - 45 - 63 - 78 mm



GN 306
Adjustable Hand Levers
Zinc Die Casting, Insert Steel / Stainless Steel, with External Thread, with Special Tip

Available in different types. On request with threaded stud in stainless steel and/or with flat handle (GN 302).
Dimensions: 30 - 45 - 63 mm



GN 305
Adjustable Hand Levers
Stainless Steel, DGUV certified, with Internal or External Thread, Hygienic Design

With EPDM or HNBR sealing ring.
Dimensions: 63 - 78 mm



INOX STAINLESS STEEL · HD · FDA

MRX.
Adjustable handles
Technopolymer

Technopolymer clamping element with brass or AISI 303 stainless steel boss; zinc-plated steel or AISI 303 stainless steel stud.
Dimensions: 42 - 63 - 80 - 100 mm



INOX STAINLESS STEEL · PA

MR.
Adjustable handles
Technopolymer

Technopolymer clamping element with black-oxide steel or brass boss; zinc-plated steel stud.
Dimensions: 42 - 63 - 80 - 100 mm



PA

GN 101
Adjustable Hand Levers
Zinc Die Casting, Insert Steel, with Internal or External Thread

Dimensions: 45 - 62 - 74 - 89 - 108 mm



ELESA and GANTER models all rights reserved in accordance with the law.
Always mention the source when reproducing our drawings.

3.1 Adjustable handles

Continues

GN 101.1
Adjustable hand levers
Zinc Die Casting, Insert Stainless Steel, with Internal or External Thread

Dimensions: 45 - 62 - 74 - 89 - 108 mm



INOX STAINLESS STEEL

MRT.
Adjustable handles
Technopolymer

Technopolymer clamping element with brass or AISI 303 stainless steel boss;
zinc-plated steel or AISI 303 stainless steel stud.
Dimensions: 42 - 65 - 80 mm



INOX STAINLESS STEEL PA

ERW.
Flat adjustable handles
Technopolymer

Technopolymer element with brass or AISI 303 stainless steel boss;
zinc-plated steel or AISI 303 stainless steel stud.
Dimensions: 22 - 30 - 44 - 63 - 78 mm



INOX STAINLESS STEEL PA

GN 126
Flat Adjustable Tension Levers
Zinc Die Casting, Insert Steel, with Internal or External Thread

Dimensions: 120 - 145 mm



GN 302
Flat Adjustable Hand Levers
Zinc Die Casting, Insert Steel Blackened, with Internal Thread / Reamed Hole, with External Thread

Dimensions: 22 - 30 - 45 - 63 - 78 mm



GN 302.1
Flat Adjustable Hand Levers
Zinc Die Casting, Insert Stainless Steel, with Internal or External Thread

Dimensions: 22 - 30 - 45 - 63 - 78 mm



GN 302.2
Flat Adjustable Hand Levers
Zinc Die Casting, Insert Steel Zinc Plated, with Internal or External Thread

Dimensions: 22 - 30 - 45 - 63 - 78 mm



GN 6337.3
Adjustable Clamping Levers
Steel, with Internal or External Thread, Push to Disengage

With angled lever or straight lever.
Dimensions: 70 - 74 - 87 - 93 - 109 - 116 mm



GN 212.3
Adjustable Tension Levers
Steel, with Internal or External Thread

With angled lever or straight lever.
Dimensions: 75 - 80.5 - 101 - 108 - 116 - 124 - 131.5 - 140.5 - 148 - 158 mm



GN 212.5
Adjustable Tension Levers
Stainless Steel, with Internal or External Thread

With angled lever. On request with lever straight (90°).
Dimensions: 75 - 101 - 116 mm



INOX STAINLESS STEEL

ELESA and GANTER models all rights reserved in accordance with the law.
Always mention the source when reproducing our drawings.

3. Clamping levers

3.1 Adjustable handles

Continues

GN 125
Flat Adjustable Tension Levers
Steel, with Internal or External Thread



With angled lever or straight lever. With threaded through hole on request.
Dimensions: 100 - 120 - 130 - 145 mm

GN 125.5
Flat Adjustable Tension Levers
Stainless Steel, with Internal Thread / with Threaded Stud



With angled lever or straight lever. With threaded through hole on request.
Dimensions: 100 - 120 - 130 - 145 mm With angled lever or straight l

INOX STAINLESS STEEL

GN 126.1
Flat Adjustable Tension Levers
Zinc Die Casting, Insert Stainless Steel, with Internal or External Thread



Dimensions: 120 - 145 mm

3.2 Lever handles

GN 927
Clamping Levers with Eccentrical Cam
Lever Zinc Die Casting, Contact Plate Plastic, with Internal Thread / with Threaded Stud



With plastic contact plate with or without setting nut.
Dimensions: 44 - 63 - 82 - 101 mm

GN 927.2
Clamping Levers with Eccentrical Cam
Lever Steel, Contact Plate Steel, with Internal Thread / with Threaded Stud



With steel contact plate with or without setting nut.
Dimensions: 44 - 63 - 82 - 101 mm

GN 927.3
Clamping Levers with Eccentrical Cam
Lever Steel, Contact Plate Plastic, with Internal Thread / with Threaded Stud



With plastic contact plate with or without setting nut.
Dimensions: 44 - 63 - 82 - 101 mm

GN 927.4
Clamping Levers with Eccentrical Cam
Lever Zinc Die Casting, Contact Plate Plastic, with Internal Thread / with Threaded Stud



With plastic contact plate with or without setting nut.
Dimensions: 44 - 63 - 82 - 101 mm

GN 927.5
Clamping Levers with Eccentrical Cam
Lever Stainless Steel, Contact Plate Plastic, with Internal Thread / with Threaded Stud



With plastic contact plate with or without setting nut.
Dimensions: 44 - 63 - 82 - 101 mm

INOX STAINLESS STEEL

GN 927.7
Clamping Levers with Eccentrical Cam
Stainless Steel, with Internal Thread / with Threaded Stud



With stainless steel contact plate with or without setting nut. On request with clamping surface free of grease.
Dimensions: 44 - 63 - 82 - 101 mm

INOX STAINLESS STEEL

Material

- Cast iron
- Stainless steel
- Stainless steel A4
- Steel
- Technopolymer
- Zinc Die Casting

Type of assembly

- Blind hole
- Pass-through hole
- Threaded screw

elesa+Ganter

ELESA and GANTER models all rights reserved in accordance with the law.
Always mention the source when reproducing our drawings.

3.2 Lever handles

Continues

LAC.
Cam levers
Technopolymer



Zinc-plated steel or AISI 303 stainless steel hole;
zinc-plated steel or AISI 303 stainless steel pin.
LAC.R cam lever with adjustable ring-nut.
Dimensions: 44 - 63 - 80 mm

INOX STAINLESS STEEL · SUPER TECHNO POLYMER · PA

LAC-FL
Cam levers
for quick clamping, technopolymer



Threaded pin in SUPER-technopolymer.
Elastic expansion retention element in synthetic rubber.
Dimension: 55 mm

INOX STAINLESS STEEL · SUPER TECHNO POLYMER · PA

GN 418.3
Eccentric Clamping Screws
Steel, with Internal Hexalobular



Dimensions: 6 - 8 - 10 - 12 - 16 - 20 - 24 mm

PA

ERF.
Lever handles
Technopolymer



Brass boss or zinc-plated steel stud;
Transversal semi-machined hole for pinning to shaft;
square blind hole, transversal set screw.
Dimensions: 44 - 63 - 78 - 95 mm

PA

ERFW.
Flat lever handles
Technopolymer



Brass boss;
Transversal semi-machined hole for pinning to shaft;
Dimensions: 44 - 63 - 78 mm

PA

MF.
Lever handles
Technopolymer



Brass boss or zinc-plated steel stud.
Transversal semi-machined hole for pinning to shaft.
Dimensions: 44 - 63 - 80 - 100 mm

PA

GN 316
Ratchet Spanners
Housing Steel / Shaft Stainless Steel



On request with other inserts.
Dimensions: 118 - 156 - 187 - 219 mm

GN 318
Ratchet Spanners
Stainless Steel, with Through Hole / Blind Hole, with Threaded Stud



On request with other inserts.
Dimensions: 178 mm

INOX STAINLESS STEEL

GN 211
Control Levers
Steel



Available without keyway, with keyway DIN 6885-1 P9 or with square DIN 79.
Dimensions: 82 - 96 - 110 - 138 mm

DIN 6337
Ball Levers
Steel



With angled lever with plain bore or threaded bore.
Dimensions: 60 - 76 - 95 - 119 - 152 mm

ELESA and GANTER models all rights reserved in accordance with the law.
Always mention the source when reproducing our drawings.

3.2 Lever handles

Continues

GN 212
Tension Levers
Steel / Stainless Steel



Angled or straight lever with plain bore or thread.
Dimensions: 89.5 - 96 - 100.5 - 107.5 - 114 - 122 - 133 - 142 - 146 - 156 - 162.5 - 174 mm

INOX STAINLESS STEEL

GN 206
Clamp Nuts
Steel / Stainless Steel



On request with stainless steel clamp nuts GN 206, powder coated.
Dimensions: 56 - 70 - 87 - 109 - 140 mm

INOX STAINLESS STEEL

DIN 99
Clamping Levers
Steel / Stainless Steel



With angled lever or straight lever, with plain bore or threaded bore.
Dimensions: 48 - 60 - 76 - 95 - 119 - 152 - 190 mm

INOX STAINLESS STEEL

GN 99.2
Adjustable Clamping Levers
Steel, with Internal or External Thread, Push to Disengage



With angled lever or straight lever.
Dimensions: 63 - 80 - 100 mm

GN 99.5
Clamp Nuts
Steel



Dimensions: 60 - 76 - 95 - 119 - 152 mm

GN 99.6
Clamp Nuts
Stainless Steel AISI 304 / AISI 316L



Available in stainless steel AISI 316L or AISI 304.
Dimensions: 60 - 76 - 95 - 119 - 152 mm

INOX STAINLESS STEEL

GN 204
Short Clamping Levers
Steel



With angled lever, with threaded bore or plain bore. On request short clamping levers with straight lever.
Dimensions: 48 - 60 - 76 - 95 - 119 mm

GN 99.7
Clamp Nuts with Double Lever
Steel



Dimensions: 47.5 - 59.5 - 75.5 - 94.5 - 118 mm

GN 99.8
Clamp Nuts with Double Lever
Stainless Steel AISI 304 / AISI 316L



Available in stainless steel AISI 316L or AISI 304.
Dimensions: 47.5 - 59.5 - 75.5 - 94.5 - 118 mm

INOX STAINLESS STEEL

GN 223
Control Levers
Steel



Available without keyway, with keyway DIN 6885-1 P9 or with square DIN 79.
Dimensions: 45 - 62 - 95 - 136 mm

ELESA and GANTER models all rights reserved in accordance with the law.
Always mention the source when reproducing our drawings.

3.2 Lever handles

Continues

GN 206.1
Clamp Nuts with Double Lever
Steel / Stainless Steel



On request stainless steel, powder coated.
Dimensions: 56 - 70 - 87 - 109 - 140 mm

INOX STAINLESS STEEL

GN 150
Split Hubs
Steel



Dimensions: 24 - 28 - 32 mm

GN 150.5
Split Hubs
Stainless Steel



Dimensions: 24 - 28 - 32 mm

INOX STAINLESS STEEL

DIN 6304
Tommy Screws
Steel, with Fixed Bar



With thrust pad DIN 6311 or without thrust pad.
Diameters: 12 - 14 - 18 - 20 - 24 - 30 mm

DIN 6305
Tommy Nuts
Steel, with Fixed Bar



Diameters: 18 - 20 - 24 - 30 mm

DIN 6306
Tommy Screws
Steel / Stainless Steel, with Movable Bar



With thrust pad DIN 6311 or without thrust pad.
Dimensions: M6 - M8 - M10 - M12 - M16 - M20 mm

INOX STAINLESS STEEL

DIN 6307
Tommy Nuts
Steel / Stainless Steel, with Movable Bar



Dimensions: M6 - M8 - M10 - M12 - M16 - M20 mm

GN 6305.1
Quick Release Toggle Nuts
Steel



On request in stainless steel.
Dimensions: 24 - 26 - 32 mm

ELESA and GANTER models all rights reserved in accordance with the law.
Always mention the source when reproducing our drawings.

4 | U-HANDLES



Bridge handles | Arch and finger handles | Folding handles| Ledge and safety handles | Flush pull handles | Tubular handles | Handles with electrical switch, handles with pneumatic valve

This product group includes an extensive range of industrial handles designed for pulling, lifting, carrying, and more - covering cabinet, arch, tubular, folding, and ledge handles. The range also features flush pull handles, safety handles, and advanced models with integrated electrical switches or pneumatic valves. Available in Aluminium, steel, stainless steel, and plastics, Elesa+Ganter handles combine ergonomic design, robust construction, and versatile mounting options, making them ideal for all industrial environments.

4.1 Bridge handles

Material

- Aluminium
- Duroplast
- Stainless steel
- Stainless steel A4
- Steel
- Technopolymer
- Zinc Die Casting

Type of assembly

- Blind holes
- Pass-through holes
- Threaded screws
- Without holes

GN 565
Cabinet U-Handles
Aluminum

Powder coated textured finish or antimicrobial finish, anodized or plain finish.
Centre distances: 100 - 112 - 117 - 120 - 125 - 128 - 160 - 179 - 180 - 192 - 200 - 235 - 250 - 300 - 400 - 500 mm



GN 565.5
Cabinet U-Handles
Stainless Steel

Mounting from the back or from the operator's side. With matte shot-blasted finish or slip polished, shiny metallic (only type A).
Centre distances: 112 - 128 - 160 - 200 - 250 - 300 - 400 - 500 mm



GN 565.1
Cabinet U-Handles
Aluminum

Powder coated textured finish, anodized or plain finish.
Centre distances: 100 - 112 - 116 - 117 - 120 - 128 - 160 - 164 - 179 - 196 mm



GN 565.2
Inclined Cabinet U-Handles
Aluminum

Mounting from the back or from the operator's side.
Powder coated textured finish, anodized or plain finish.
Centre distances: 112 - 128 - 160 mm



GN 565.7
Inclined Cabinet U-Handles
Stainless Steel

Mounting from the back. With matte shot-blasted finish.
Centre distances: 112 - 128 - 160 mm



M.743
Inclined bridge handles
Technopolymer

Rear mounting via brass bosses, threaded blind holes.
Centre distance: 160 mm



GN 564
Cabinet U-Handles
with Elastic TPU Sheating, Handle Core Stainless Steel or Aluminum

Other colors on request.
Centre distances: 112 - 128 - 160 - 192 - 300 mm



M.843
Bridge handles
Technopolymer, glossy finish

Rear mounting via brass bosses, threaded blind holes.
Centre distance: 86 - 117 - 179 - 300 mm



ELESA and GANTER models all rights reserved in accordance with the law.
Always mention the source when reproducing our drawings.

4.1 Bridge handles

Continues

M.843-CLEAN
Bridge handles
Technopolymer, glossy finish easy cleaning



For medical and hospital equipment.
Rear mounting via AISI 303 stainless steel bosses, threaded blind holes.
Centre distances: 86 - 117 - 179 - 300 mm

CLEAN · INOX STAINLESS STEEL · PA

M.243
Bridge handles
Duroplast



Rear mounting via brass bosses, threaded blind holes.
Centre distances: 86 - 117 - 179 mm

PF

M.643
Bridge handles
Technopolymer



Rear mounting via brass bosses with threaded blind holes or front mounting via pass-through holes.
Centre distance: 86 - 94 - 117 - 120 - 132 - 140 - 150 - 160 - 179 - 192 - 235 - 300 mm

PA · PP

M.643-AE-V0
Bridge handles
Technopolymer certified self-extinguishing



Rear mounting via brass bosses, threaded blind holes.
Centre distances: 86 - 117 - 179 mm

PA

M.643 HT
Bridge handles
Technopolymer with high thermic resistance



Rear mounting via brass bosses, threaded blind holes.
Centre distances: 86 - 117 - 179 mm

HT · PA

M.643-SST-VD
Bridge handles
Visually Detectable technopolymer



Produced from FDA compliant raw material.
Rear mounting via AISI 303 stainless steel bosses, threaded blind holes.
Centre distances: 117 - 179 mm

INOX STAINLESS STEEL · VD · PA · FDA

M.643-SST-MD
Bridge handles
Metal Detectable technopolymer



Produced from FDA compliant raw material.
Rear mounting via AISI 303 stainless steel bosses, threaded blind holes.
Centre distances: 117 - 179 mm

INOX STAINLESS STEEL · MD · PA · FDA

ADT
Adapters for assembly on tubes of M.643-FM handles
Technopolymer



The adapters allow assembling M.643-FM handles on round tubes with a diameter of 28.6 mm

PA

MMT.
Bridge handles for heat insulation
Steel and technopolymer



Rear mounting via threaded blind holes with base bosses in steel.
For application on surfaces subject to high temperatures.
Centre distances: 120 - 180 mm

PA

GN 225
Cabinet U-Handles
Cast Iron



Powder coated textured finish or plain finish, contact surface machined.
Centre distances: 100 - 112 - 125 - 140 mm

ELESA and GANTER models all rights reserved in accordance with the law.
Always mention the source when reproducing our drawings.

4.1 Bridge handles

Continues

EMPC.
Bridge handles
Technopolymer



Front or rear mounting via pass-through holes.
Centre distances: 117÷120

PA

DS-EMPC
Spacer sleeves
for EMPC bridge handles, technopolymer



Spacer sleeves for EMPC bridge handles have been designed to increase the distance between the handle and the fitting surface.

PA

MPC
Bridge handles
Technopolymer



Front or rear mounting via pass-through holes.
Centre distances: 117÷120

PA

EBP.
Bridge handles
Technopolymer



Rear mounting via brass bosses with threaded blind holes or front mounting via pass-through holes.
Centre distances: 94 - 117 - 120 - 132 - 150 - 179 mm

PA

DS-EBP.
Spacer sleeves for EBP. bridge handles
Technopolymer



Spacer sleeves for EBP. bridge handles have been designed to increase the distance between the handle and the fitting surface.

PA

EBP-SAN
Bridge handle
Technopolymer with antimicrobial protection



Front mounting via pass-through holes.
Centre distances: 117 - 179 mm

SAN PA

EBP.FLX
Flexible bridge handles
Technopolymer with elastomer



For assembly on curved surfaces.
Front mounting via brass bosses with pass-through holes.
Centre distances: 117 - 150 mm

TPE PP

EBP-L
Bridge handles
Technopolymer



Front or rear mounting via pass-through holes.
Centre distance: 300 mm

PA

EBP-L-CLEAN
Bridge handles
Technopolymer, easy cleaning



For medical and hospital equipment.
Front or rear mounting via pass-through holes.
Centre distance: 300 mm

CLEAN PA

EBR.
Bridge handles
Technopolymer



Front mounting via pass-through holes.
To be combined with: EBR-SW, EBR-PN, EBR-CH.
Centre distance: 132 mm

PA

ELESA and GANTER models all rights reserved in accordance with the law.
Always mention the source when reproducing our drawings.

4.1 Bridge handles

Continues

M.2000
Bridge handle
Technopolymer certified self-extinguishing



Rear mounting via brass bosses with threaded blind holes.
To be combined with M.2000-SWM.
Centre distance: 180 mm

PA

PM-M.2000
Assembly kit for profiles
for M.2000 and M.2000-SWM handle, SUPER-technopolymer



The PM-M.2000 kit allows the installation of the M.2000 handles on profiles starting from size 35 mm with a T-slot.
The supply includes two M6x12 screws for mounting the plates to the handle. These screws are not accessible after installing the handle on the profile.

INOX STAINLESS STEEL · SUPER TECHNO POLYMER · PROFILE COMPATIBLE · PA

GN 422.1
Cabinet U-Handles
Aluminum



Powder coated textured finish.
Centre distances: 117 - 148 - 172 mm

M.443
Bridge handles
Technopolymer



Front mounting via pass-through holes.
Centre distances: 94 - 117 - 120÷122 - 132 - 140 - 149÷152 - 150 - 160 - 179 - 235 mm

PROFILE COMPATIBLE · PA · PP

M.443 ESD
Bridge handles
ESD conductive technopolymer



Front mounting via pass-through holes.
Centre distances: 94 - 117 mm

ESD · PROFILE COMPATIBLE · PA

M.443 AE-V0
Bridge handles
Technopolymer certified self-extinguishing



Front mounting via pass-through holes.
Centre distances: 94 - 117 - 132 - 179 mm

PROFILE COMPATIBLE · PA

M.453-SEMI-S8
Bridge handles
According to SEMI-S8 guidelines, technopolymer



Front mounting via pass-through holes.
Centre distance: 150 mm

PROFILE COMPATIBLE · PA

M.543
Bridge handles
Technopolymer



Rear mounting via brass bosses, blind holes or studs.
Centre distance: 94 - 105 - 117 - 132 - 179 mm

PA · PP

M.343-SOFT
Bridge handles
Technopolymer with "Soft-touch" ergonomic inserts



Rear mounting via threaded blind holes or front mounting via pass-through holes.
Centre distance: 132 mm

SOFT · PP

GN 668
Flat Cabinet U-Handles
Aluminum



Mounting from the back or from the operator's side.
Powder coated textured finish or plain finish.
Centre distances: 120 - 160 - 180 - 200 - 250 - 300 - 350 - 400 mm

ELESA and GANTER models all rights reserved in accordance with the law.
Always mention the source when reproducing our drawings.

4.1 Bridge handles

Continues

GN 728
Cabinet U-Handles
Aluminum Die Casting



Mounting from the back or from the operator's side.
Powder coated textured finish or plain finish.
Centre distances: 120 - 180 mm

GN 728.5
Cabinet U-Handles
Stainless Steel Precision Casting



Mounting from the back or from the operator's side. Matte shot-blasted.
Centre distances: 120 mm

M.943
Bridge handles
Suitable for applications on a 19 rack, technopolymer



Rear mounting via brass bosses with threaded blind holes or blind holes.
Centre distances: 88 - 120 mm

M.943-HT
Bridge handles
Suitable for applications on a 19 rack, technopolymer with high thermic resistance



Rear mounting via brass bosses with blind holes.
Centre distances: 88 - 120 mm

GN 565.3
Cabinet U-Handles
Aluminum



Mounting from the back or from the operator's side.
Powder coated textured finish, anodized or plain finish.
Centre distances: 120 - 160 mm

GN 423
U-Handles
Handle Bar Aluminum / Handle Shanks Plastic, for 19" Rack and Enclosure Layout



Mounting from the back or from the operator's side. Anodized matte finish.
Centre distances: 55 - 88 - 100 - 120 - 180 - 235 mm

GN 328
Cabinet U-Handles
Aluminum



Mounting from the back or from the operator's side.
Powder coated textured finish or plain finish. Other finishes on request.
Centre distances: 120 - 140 mm

GN 328.5
Cabinet U-Handles
Stainless Steel Precision Casting



Mounting from the back or from the operator's side. Other finishes on request.
Centre distances: 120 - 140 mm

GN 428
Cabinet U-Handles
Aluminum



Mounting from the back or from the operator's side.
Powder coated textured finish or anodized. Other finishes on request.
Centre distances: 200 - 250 - 300 - 400 - 500 - 600 - 800 mm

GN 559
Cabinet U-Handles
Aluminum



Closed type or open ended type, mounting from the back or from the operator's side. Powder coated textured finish.
Centre distance: 162 mm

ELESA and GANTER models all rights reserved in accordance with the law.
Always mention the source when reproducing our drawings.

4.1 Bridge handles

Continues

GN 425
Cabinet U-Handles
Steel / Stainless Steel / Aluminum



Powder coated textured finish, chrome plated, blackened, anodized, matte shot-blasted or electropolished.
Centre distances: 32 - 45 - 55 - 64 - 88 - 96 - 100 - 120 - 125 - 128 - 160 - 200 - 235 - 250 - 300 mm

GN 435
Cabinet U-Handles
Stainless Steel, Tall Design



Powder coated textured finish or matte shot-blasted finish. Other dimensions, materials and finishes on request.
Centre distances: 125 - 160 - 200 - 300 mm

GN 425.3
Cabinet U-Handles
Steel / Stainless Steel, without Thread, for Welding



Plain finish or matte shot-blasted.
Centre distances: 64 - 88 - 100 - 125 - 160 - 200 - 250 mm

GN 435.3
Cabinet U-Handles
Stainless Steel, Tall Design, without Thread, for Welding



Matte shot-blasted. Other dimensions and materials on request.
Centre distances: 125 - 160 - 200 - 300 mm

GN 425.1
Cabinet U-Handles
Steel / Stainless Steel / Aluminum



Powder coated textured finish, chrome plated, blackened, anodized, matte shot-blasted or electropolished.
Centre distances: 55 - 64 - 88 - 96 - 100 - 120 - 125 - 180 - 200 - 250 mm

GN 426.3
Cabinet U-Handles
Steel, for Welding, Made of Seamless Steel Tubing



Simply curved, 90°. Plain, oiled.
Centre distances: 150 - 200 - 250 - 300 - 350 - 400 - 500 - 600 mm

GN 427
Cabinet U-Handles
Aluminum



Powder coated textured finish or anodized.
Centre distances: 55 - 88 - 100 - 120 - 180 - 200 - 235 mm

GN 427.5
Cabinet U-Handles
Stainless Steel



Matte shot-blasted.
Centre distances: 55 - 88 - 100 - 120 - 180 - 200 - 235 mm

GN 426
Cabinet U-Handles
Aluminum



Powder coated textured finish, UV-resistant, antimicrobial, or plain finish.
Centre distances: 200 - 250 - 300 - 350 - 400 mm

GN 426.2
Cabinet U-Handles
Aluminum, Mounting from the Operator's Side



Powder coated textured finish or plain finish.
Centre distances: 200 - 250 - 300 - 350 - 400 mm

ELESA and GANTER models all rights reserved in accordance with the law.
Always mention the source when reproducing our drawings.

4.1 Bridge handles

Continues

GN 426.5
Cabinet U-Handles
Stainless Steel



Mounting from the back or from the operator's side.
Matte shot-blasted.
Centre distances: 200 - 250 - 300 - 350 - 400 mm

GN 429
Cabinet U-Handles
Stainless Steel, Hygienic Design



Matte finish or polished finish (Ra < 0.8 µm). With HNBR, EPDM or FKM sealing ring.
Centre distances: 125 - 160 - 200 - 250 - 300 mm

GN 426.1
Cabinet U-Handles
Aluminum



Powder coated textured finish or plain finish.
Centre distances: 200 - 250 - 300 - 350 - 500 mm

GN 426.4
Cabinet U-Handles
Aluminum, Mounting from the Operator's Side



Powder coated textured finish or plain finish.
Centre distances: 200 - 250 - 300 - 350 - 500 mm

GN 426.6
Cabinet U-Handles
Stainless Steel



Mounting from the back or from the operator's side. Matte shot-blasted.
Centre distances: 200 - 250 - 300 - 350 - 500 mm

GN 181
Fastening Sets
Zinc Die Casting, for Cabinet U-Handles



Powder coated textured finish.
Dimensions: 20 - 24 - 30 - 34 - 40 - 42 - 52 - 56 mm

4.2 Arch and finger handles

GN 224.1
Finger Handles
Steel



Chrome plated.
Centre distances: 30 - 40 mm

GN 224.5
Finger Handles
Stainless Steel



Matte shot-blasted.
Centre distances: 30 - 40 mm

GN 565.4
Arch Handles
Aluminum



Mounting from the back or from the operator's side.
Powder coated textured finish, anodized or plain finish.
Centre distances: 160 - 192 mm

GN 665
Arch Handles
Aluminum



Powder coated textured finish.
Centre distances: 350 - 450 mm

Material

- Aluminium
- Stainless steel
- Steel
- Technopolymer

Type of assembly

- Blind holes
- Pass-through holes
- Threaded screws

ELESA and GANTER models all rights reserved in accordance with the law.
Always mention the source when reproducing our drawings.

4.2 Arch and finger handles

Continues

GN 565.9
Arch Handles
Stainless Steel



Mounting from the back or from the operator's side.
Matte shot-blasted.
Centre distances: 160 - 192 mm

INOX STAINLESS STEEL

M.478
Bridge handle
Technopolymer



Front mounting via pass-through holes.
Centre distance: 150 mm

PA

M.479
Bridge handle
Technopolymer



Rear mounting via brass bosses with blind holes or front mounting via pass-through holes.
Centre distance: 132 mm

PA

GN 666.4
Tubular Arch Handles
Tube Aluminum / Stainless Steel, Handle Legs Aluminum



Powder coated textured finish or anodized.
Centre distances: 400 - 500 - 600 mm

INOX STAINLESS STEEL

MFH
Finger handles
Technopolymer



Rear mounting via blind holes for fixing by means of 2 self-tapping screws Ø3.5.
Centre distances: 30 - 40 mm

PA

MFH-CLEAN
Finger handles
Technopolymer, easy cleaning



For medical and hospital equipment.
Rear mounting via blind holes for fixing by means of 2 self-tapping screws Ø3.5.
Centre distances: 30 - 40 mm

CLEAN PA

MFH-CR
Finger handles
Technopolymer chrome-plated



Resistant to wear, scrapes and shocks.
Rear mounting via blind holes for fixing by means of 2 self-tapping screws Ø3.5.
Centre distances: 30 - 40 mm

CHROMIUM PA

GN 424.1
Arch Handles
Steel



Powder coated textured finish.
Centre distances: 64 - 96 - 128 - 160 - 192 mm

GN 424.5
Arch Handles
Stainless Steel



Matte brushed.
Centre distances: 64 - 96 - 128 - 160 - 192 mm

INOX STAINLESS STEEL

ELESA and GANTER models all rights reserved in accordance with the law.
Always mention the source when reproducing our drawings.

4.3 Folding handles

Material

- Stainless steel
- Steel
- Technopolymer

Type of assembly

- Pass-through holes
- Threaded screws

GN 425.2
Folding Handles
Steel / Stainless Steel, in Both End Positions Retained

Chrome plated or matte shot-blasted.
Centre distances: 55 - 64 - 88 - 100 - 120 - 180 mm



INOX STAINLESS STEEL

GN 425.5
Folding Handles
Steel / Stainless Steel, in Both End Positions Retained

Chrome plated or matte shot-blasted.
Centre distances: 100 - 120 - 180 mm



INOX STAINLESS STEEL

GN 425.8
Folding Handles with Recessed Tray
Handle Bar Steel / Stainless Steel, Handle Tray Zinc Die Casting

With handle locking or spring return. Chrome plated or matte shot-blasted.
Length: 150 - 170 mm



GN 425.9
Folding Handles
Stainless Steel

Mounting from the back, or from the operator's side with through hole or by welding.
Length: 120 mm



INOX STAINLESS STEEL

GN 3136
Folding Handles
Steel / Stainless Steel

With countersunk holes.
Zinc plated, blue passivated.
Lengths: 85 - 100 - 120 - 135 mm



INOX STAINLESS STEEL

MRH
Folding handles with recessed tray
with retractable button, technopolymer

Mounting on panels with a maximum thickness of 12 mm.
Dimension: 82 mm



INOX STAINLESS STEEL · SUPER TECHNO POLYMER · POM

MPR
Folding handles with recessed tray
with return spring, technopolymer

Front mounting via pass-through holes.
Dimensions: 141 - 167 mm



PA

MPR-AE-V0
Folding handle with recessed tray
with return spring, technopolymer certified self-extinguishing

Front mounting via pass-through holes.
Dimension: 141 mm



PA

MPR-CLEAN
Folding handles with recessed tray
with return spring, technopolymer, easy cleaning

For medical and hospital equipment.
Front mounting via pass-through holes.
Dimensions: 141 - 167 mm



CLEAN · PA

MPE
Folding handle
with return spring, technopolymer

Front mounting via pass-through holes.
Dimension: 135 mm



PA

ELESA and GANTER models all rights reserved in accordance with the law.
Always mention the source when reproducing our drawings.

4.3 Folding handles

Continues

MPE-CLEAN
Folding handle
with return spring, technopolymer, easy cleaning

For medical and hospital equipment.
Front mounting via pass-through holes.
Dimension: 135 mm



CLEAN PA

4.4 Ledge and safety handles

Material

- Aluminium
- Stainless steel
- Technopolymer

Type of assembly

- Blind holes
- Pass-through holes

M.990
Guard safety handles
Technopolymer

Front mounting via pass-through holes.
Centre distance: 95 mm



PROFILE COMPATIBLE PA

MSP.
Guard safety handles
Technopolymer

Rear mounting via brass bosses, blind holes.
Centre distance: 80 mm



PA

ESP.
Guard safety handles
Technopolymer

Front mounting via pass-through holes.
Centre distance: 94 mm



PROFILE COMPATIBLE PA

EWP.
Guard wing handles
Technopolymer

Front mounting via pass-through holes.
Centre distance: 94 mm



PROFILE COMPATIBLE PA

MLP
Side guard safety handles
Technopolymer

Rear mounting via brass bosses, blind holes.
Dimension: 142 mm



PA

MFT
Front guard safety handles
Technopolymer

Rear mounting via brass bosses, blind holes.
Centre distance: 71 mm



PA

GN 730
Ledge Handles
Aluminum

Powder coated textured finish, anodized or plain finish.
Dimensions: 110 - 125 - 140 mm



GN 730.5
Ledge Handles
Stainless Steel

Matte shot-blasted. Polished or powder coated on request.
Dimensions: 120 mm



INOX STAINLESS STEEL

ELESA and GANTER models all rights reserved in accordance with the law.
Always mention the source when reproducing our drawings.

4.4 Ledge and safety handles

Continues

GN 430
Ledge Handles
Handle Profile Aluminum,
End Caps Plastic



Powder coated textured finish or anodized. Special lengths on request.
Centre distances: 66 - 86 - 106 - 156 - 206 - 256 - 356 - 456 mm

GN 430.1
Ledge Handles
Handle Profile Aluminum,
End Caps Plastic, with Lettering Block



Powder coated textured finish or anodized. Special lengths and single paper strips / film strips on request.
Centre distances: 66 - 86 - 106 - 156 - 206 - 256 - 356 - 456 mm

4.5 Flush pull handles

Material
- Stainless steel
- Technopolymer
- Zinc Die Casting

Type of assembly
- Pass-through holes
- Snap-in
- Threaded screws

PR-PF
Flush pull handles
for snap-in assembly,
technopolymer



Compact shape.
The internal profile of the cavity offers a safe, comfortable and ergonomic grip.
Dimensions: 92 - 137 - 189 mm

PA

PR-PF-CLEAN
Flush pull handles
for snap-in assembly,
technopolymer, easy cleaning



For medical and hospital equipment.
Compact shape.
The internal profile of the cavity offers a safe, comfortable and ergonomic grip.
Dimensions: 92 - 137 - 189 mm

CLEAN PA

PR-PF-AE-V0
Flush pull handles
for snap-in assembly,
technopolymer certified self-extinguishing



Compact shape.
The internal profile of the cavity offers a safe, comfortable and ergonomic grip.
Dimensions: 92 - 137 - 189 mm

PA

EPR-PF
Flush pull handles
for snap-in assembly,
technopolymer



The internal profile of the cavity offers a safe, comfortable and ergonomic grip.
Dimensions: 90 - 110 - 120 mm

PA

EPR-PF-CLEAN
Flush pull handles
for snap-in assembly,
technopolymer, easy cleaning



For medical and hospital equipment.
The internal profile of the cavity offers a safe, comfortable and ergonomic grip.
Dimensions: 90 - 110 - 120 mm

CLEAN PA

EPR-PF-AE-V0
Flush pull handles
for snap-in assembly,
technopolymer certified self-extinguishing



The internal profile of the cavity offers a safe, comfortable and ergonomic grip.
Dimensions: 90 - 110 - 120 mm

PA

EPR-PF-IP
Flush pull handles with gasket
for snap-in assembly,
technopolymer



IP65 protection.
The internal profile of the cavity offers a safe, comfortable and ergonomic grip.
Dimensions: 110 - 120 mm

PA

EPR.
Flush pull handles
for screw mounting,
technopolymer



Front mounting via pass-through holes.
Version with flap
Dimensions: 110 - 120 mm

PA

ELESA and GANTER models all rights reserved in accordance with the law.
Always mention the source when reproducing our drawings.

4.5 Flush pull handles

Continues

ERB-PF
Bi-directional flush pull handle
for snap-in assembly, technopolymer

Suitable for opening and closing sliding doors.
The ergonomic shape of the cavity provides a comfortable grip.
Dimension: 115 mm



PA

ERB-PF-CLEAN
Bi-directional flush pull handle
for snap-in assembly, technopolymer, easy cleaning

For medical and hospital equipment.
Suitable for opening and closing sliding doors.
The ergonomic shape of the cavity provides a comfortable grip.
Dimension: 115 mm



CLEAN PA

ERB-PF-AE-V0
Bi-directional flush pull handles
for snap-in assembly, technopolymer certified self-extinguishing

Suitable for opening and closing sliding doors.
The ergonomic shape of the cavity provides a comfortable grip.
Dimension: 115 mm



PA

ERB.
Bi-directional flush pull handle
for screw mounting, technopolymer

Mounting via 4 self-tapping screws.
Dimension: 130 mm



PA

ERB-CLEAN
Bi-directional flush pull handle
for screw mounting, technopolymer, easy cleaning

For medical and hospital equipment.
Mounting via 4 self-tapping screws.
Dimension: 130 mm



CLEAN PA

GN 7330
Gripping Trays
Zinc Die Casting, Screw-In Type

Mounting from the operator's side or from the back.
With or without seal.
Powder coated textured finish.
Dimensions: 127 - 155 mm



GN 7332
Gripping Trays
Stainless Steel, Screw-In Type

Mounting from the operator's side or from the back. With or without seal. Matte shot-blasted or electropolished.
Dimensions: 155 mm



INOX STAINLESS STEEL FDA

4.6 Tubular handles

GN 333.3
Tubular Handles
Tube Aluminum, Legs Zinc Die Casting, with Movable Handle Legs

Mounting from the back.
Powder coated textured finish or anodized. Special lengths on request.
Dimensions: 242 - 292 - 392 - 492 - 592 mm



GN 333.1
Tubular Handles
Tube Aluminum, Legs Zinc Die Casting

Mounting from the back, or from the operator's side.
Powder coated textured finish or anodized.
Centre distances: 180 - 200 - 250 - 300 - 350 - 400 - 500 - 600 - 1000 mm



PROFILE COMPATIBLE

ELESA and GANTER models all rights reserved in accordance with the law.
Always mention the source when reproducing our drawings.

4.6 Tubular handles

Continues

Material

- Aluminium
- Stainless steel
- Technopolymer
- Zinc Die Casting

Type of assembly

- Blind holes
- Pass-through holes
- Threaded screws

GN 333
Tubular Handles
Tube Aluminum, Legs Zinc Die Casting



Mounting from the back or from the operator's side.
Powder coated textured finish or anodized.
Centre distances: 180 - 200 - 50 - 300 - 350 - 400 - 500 - 600 - 1000 mm

GN 333.2
Tubular Handles
Tube Aluminum, Legs Zinc Die Casting, with Movable Handle Legs



Mounting from the back.
Powder coated textured finish or anodized.
Special lengths on request.
Dimensions: 242 - 292 - 392 - 492 - 592 mm

GN 333.6
Tubular Handles
Stainless Steel



Ground, matte shiny finish.
Centre distances: 200 - 250 - 300 - 400 - 500 - 600 mm

GN 333.7
Tubular Handles
Stainless Steel



Ground, matte shiny finish.
Centre distances: 200 - 250 - 300 - 400 - 500 - 600 mm

GN 3330
Tubular Handles
Stainless Steel, with Movable Handle Legs, Hygienic Design



Ground, matte finish (Ra < 0.8 µm). With TPU sealing.
Dimensions: 300 - 400 - 500 - 600 - 800 - 1000 mm

GN 3331
Handle Legs
for Tubular Handles GN 3330, Stainless Steel, Hygienic Design



Matte finish (Ra < 0.8 µm). With TPU sealing.
Diameters: 30 - 40 mm

GN 333.8
Handle Legs
Zinc Die Casting, for Tubular Handles Ø 28, Angled



Mounting from the back.
Powder coated textured finish.
Diameters: 28 mm

GN 333.9
Handle Legs
Zinc Die Casting, for Tubular Handles Ø 28, Straight



Mounting from the back.
Powder coated textured finish.
Diameters: 28 mm

M.1053
Offset tubular handles
Technopolymer and aluminium



Front or rear mounting via pass-through holes.
Centre distances: 300 - 350 - 400 - 500 - 600 - 700 mm
Tube diameter: 30 mm

M.1053-CLEAN
Offset tubular handles
Technopolymer and aluminium, easy cleaning



For medical and hospital equipment.
Front or rear mounting via pass-through holes.
Centre distances: 300 - 350 - 400 - 500 - 600 - 700 mm
Tube diameter: 30 mm

ELESA and GANTER models all rights reserved in accordance with the law.
Always mention the source when reproducing our drawings.

4.6 Tubular handles

Continues

M.1053-SST
Offset tubular handles
Technopolymer and stainless steel



Front or rear mounting via pass-through holes.
Centre distances: 300 - 350 - 400 - 500 - 600 - 700 mm
Tube diameter: 30 mm

PROFILE COMPATIBLE PA

M.1053-P
Offset tubular handles
Movable handle shanks, technopolymer and aluminium



Front or rear mounting via pass-through holes.
Maximum center distances: 295 - 345 - 395 - 495 - 595 - 695 mm
Tube diameter: 30 mm

PROFILE COMPATIBLE PA

M.1053-P-CLEAN
Offset tubular handles
Movable handle shanks, technopolymer and aluminium, easy cleaning



For medical and hospital equipment.
Front or rear mounting via pass-through holes.
Maximum center distances: 295 - 345 - 395 - 495 - 595 - 695 mm
Tube diameter: 30 mm

CLEAN PROFILE COMPATIBLE PA

M.1053-P-SST
Offset tubular handles
Movable handle shanks, technopolymer and stainless steel



Front or rear mounting via pass-through holes.
Maximum center distances: 295 - 345 - 395 - 495 - 595 - 695 mm
Tube diameter: 30 mm

INOX STAINLESS STEEL PROFILE COMPATIBLE PA

GN 669
Tubular Handles
Aluminum



Mounting from the back or from the operator's side.
Powder coated textured finish or anodized.
Centre distances: 200 - 250 - 300 - 400 - 500 - 600 mm

GN 666.5
Tubular Handles
Stainless Steel, Mounting from the Back



With plastic or stainless steel cover. Ground, matte shiny finish. Special lengths on request.
Centre distances: 200 - 250 - 300 - 400 - 500 - 600 mm

INOX STAINLESS STEEL

GN 666.7
Tubular Handles
Stainless Steel, Mounting from Operator's Side



With plastic or stainless steel cover. Ground, matte shiny finish. Special lengths on request.
Centre distances: 200 - 250 - 300 - 400 - 500 - 600 mm

INOX STAINLESS STEEL

GN 666
Tubular Handles
Tube Aluminum / Stainless Steel, Handle Legs Plastic



Powder coated textured finish, anodized or stainless steel ground matte shiny finish.
Centre distances: 200 - 250 - 300 - 350 - 400 - 500 - 600 mm

INOX STAINLESS STEEL

GN 666.1
Tubular Handles
Tube Aluminum / Stainless Steel, Handle Legs Plastic



Powder coated textured finish, anodized or stainless steel ground matte shiny finish.
Centre distances: 200 - 250 - 300 - 400 - 500 - 600 mm

INOX STAINLESS STEEL

M.1043
Tubular handles
Technopolymer, aluminium, stainless steel



Rear mounting via bosses with blind holes or front mounting via pass-through holes.
Centre distances: 180 - 200 - 250 - 300 - 350 - 400 - 500 - 600 - 700 - 1000 mm
Tube diameters: 20 - 30 mm

INOX STAINLESS STEEL PROFILE COMPATIBLE PA

ELESA and GANTER models all rights reserved in accordance with the law.
Always mention the source when reproducing our drawings.

4.6 Tubular handles

Continues

M.1043-SCM
Tubular handles
with intermediate shank, technopolymer and aluminium



Rear mounting via bosses with blind holes or front mounting via pass-through holes.
Centre distances: 700 - 1000 mm
Tube diameters: 20 - 30 mm

INOX STAINLESS STEEL · PROFILE COMPATIBLE · PA

M.1043-SCM-SST
Tubular handles
with intermediate shank, technopolymer and stainless steel



Rear mounting via bosses with blind holes or front mounting via pass-through holes.
Centre distances: 700 - 1000 mm
Tube diameter: 20 - 30 mm

INOX STAINLESS STEEL · PROFILE COMPATIBLE · PA

SCM.
Intermediate shank
for M.1043, technopolymer



Intermediate shank for tube Ø20 and for tube Ø30, suggested for tube longer than 700 mm

INOX STAINLESS STEEL · PA

DS-M.1043
Spacer sleeves
for M.1043, technopolymer



Spacer sleeves for side shank with connection for tube Ø30 have been designed to increase the distance between the handle and the fitting surface.

PROFILE COMPATIBLE · PA

M.1043-HEI
Tubular handles for electrical insulation
Technopolymer and polyester



Rear mounting via brass bosses with blind holes.
Centre distances: 500 - 700 mm
Tube diameter: 30 mm

PA

ETH.
Tubular handles
Technopolymer and aluminium



Front mounting via pass-through holes.
Centre distances: 300 - 400 - 500 - 700 - 1000 mm
Tube diameters: 28 - 35 mm

CLEAN · PA

DS-ETH
Spacer sleeves for ETH.35 tubular handles
Technopolymer



Spacer sleeves for ETH tubular handles have been designed to increase the distance between the handle and the fitting surface.

CLEAN · PROFILE COMPATIBLE · PA

M.1066-CLEAN
Tubular handles
Technopolymer, aluminium, easy cleaning



For medical and hospital equipment.
Rear mounting with holes.
Centre distances: 200 - 250 - 300 - 350 - 400 - 500 - 600 mm

CLEAN · PA

GN 334
Oval Tubular Handles
Tube Aluminum, Handle Legs Zinc Die Casting, Mounting from the Back



Powder coated textured finish or anodized.
Centre distances: 200 - 250 - 300 - 350 - 400 - 500 - 600 - 800 mm

GN 334.1
Oval Tubular Handles
Tube Aluminum, Handle Legs Zinc Die Casting, Mounting from the Operator's Side



Powder coated textured finish or anodized.
Centre distances: 200 - 250 - 300 - 350 - 400 - 500 - 600 - 800 mm

PROFILE COMPATIBLE

ELESA and GANTER models all rights reserved in accordance with the law.
Always mention the source when reproducing our drawings.

4.6 Tubular handles

Continues

EVH.
Tubular handles
Oval cross section, technopolymer and aluminium



Front mounting via pass-through holes.
Centre distances: 300 - 350 - 400 - 500 - 600 - 700 mm

PROFILE COMPATIBLE PA

EVH-CLEAN
Tubular handles
Oval cross section, technopolymer and aluminium, easy cleaning



For medical and hospital equipment.
Front mounting via pass-through holes.
Centre distances: 300 - 350 - 400 - 500 - 600 - 700 mm

CLEAN PROFILE COMPATIBLE PA

GN 335
Oval Tubular Handles
Tube Aluminum, Handle Legs Zinc Die Casting, with Inclined Handle Profile



Mounting from the back or from the operator's side. Powder coated textured finish or anodized.
Centre distances: 200 - 250 - 300 - 350 - 400 - 500 - 600 - 800 mm

PROFILE COMPATIBLE

GN 366
Oval Tubular Handles
Tube Aluminum, Handle Legs Plastic



Powder coated textured finish or anodized.
Centre distances: 200 - 250 - 300 - 400 - 500 - 600 mm

GN 930
Handle Tubes
Aluminum, with Screw Channel



Powder coated textured finish or anodized. Plastic cover in black or light gray for tube Ø 28 on request.
Diameters: 20 - 28 - 30 mm

GN 481
Edge Handles
Handle Profile Aluminum, End Pieces Zinc Die Casting



Textured finish or anodized. Other lengths and finishes on request.
Dimensions: 100 - 200 - 300 - 400 - 500 mm

4.7 Handles with electrical switch, handles with pneumatic valve

Material

- Aluminium
- Stainless steel
- Technopolymer
- Zinc Die Casting

Type of assembly

- Blind holes
- Pass-through holes

EBR-SWM
Handle with monostable electrical switch
Technopolymer certified self-extinguishing



Normally open contact and normally closed contact, changeover.
Red and green LED.
8-pin connector or cable.
Front mounting via pass-through holes.
Centre distance: 132 mm

PA

EBR-SWB
Handle with bistable electrical switch
Technopolymer certified self-extinguishing



Bistable normally open contact.
Red and green LED.
8-pin connector or cable.
Front mounting via pass-through holes.
Centre distance: 132 mm

PA

M.2000-SWM-LD
Handles with monostable switch and LED indicator light
Technopolymer certified self-extinguishing



Normally opened or normally closed versions.
RGB LED.
8-pin connector or cable.
Rear mounting via brass bosses.
Centre distance: 180 mm

PA

GN 422
Cabinet U-Handles
Zinc Die Casting, with Electrical Switching Function / with Indicator Light



Indicator light LED (red / green (bi-color)) (no switching function), Button latching, with or without LED (red / green (bi-color). With cable end open or plug (with 0.25 m cable).
Centre distance: 117 mm

ELESA and GANTER models all rights reserved in accordance with the law.
Always mention the source when reproducing our drawings.

4.7 Handles with electrical switch, handles with pneumatic valve

Continues

GN 3310
Switches / Indicator Lights
Stainless Steel, with / without LED Lightning



Indicator light LED (red / green (bi-color)) (no switching function), Button latching with or without LED (red / green (bi-color). With cable end open or plug (with 0.25 m cable).
Lengths: 2 - 5 m

INOX STAINLESS STEEL

GN 331
Tubular Handles
Tube Aluminum, Handle Legs Zinc Die Casting, with Electrical Switching Function



Without button, with 1 button or 2 buttons. Without or with emergency stop. Powder coated textured finish or anodized.
Centre distances: 200 - 300 mm

GN 332
Tubular Handles
Tube Aluminum, Handle Legs Zinc Die Casting, with Electrical Switching Function



Without button, with 1 button or 2 buttons. Without or with emergency stop. Door opening left or right. Powder coated textured finish or anodized.
Centre distances: 200 - 300 mm

ESC-SFT
Handles with built-in safety switch
Technopolymer certified self-extinguishing



NC safety contact, NO safety contact, NC signalling contact with LED or two NC safety contacts, NC signalling contact with LED.
8-pin M12 male connector or cable.
Dimension: 114 mm

PA

CN-SFT
Safety control unit for category 3 and 4
Technopolymer



The control unit is able to monitor the status of two contacts. NO contact plus NC contact or two NC contacts.
Dimensions: 46 - 114 mm

PA

FC-ESC
Connector cable M12x1
For ESC-SFT



Cable with grey PVC sheath. AISI 316 stainless steel nut. 8-pin M12x1 female connector with technopolymer housing and contact holder.

PA

EBR-PN
Handle with pneumatic valve
Technopolymer



Allows direct control of a single-acting or a double-acting pneumatic actuator.
Rear mounting via bosses with threaded blind holes.
Centre distance: 132 mm

PA

ELESA and GANTER models all rights reserved in accordance with the law.
Always mention the source when reproducing our drawings.

5 | FIXED, REVOLVING AND FOLD-AWAY HANDLES





Fixed handles | Revolving handles | Fold-away handles

Fixed, revolving, and fold-away handles provide safe transmission of manual force in a wide range of machine designs. Developed for use on handwheels, rods, and crank handles, they ensure safe and ergonomic operation across several applications in machine and equipment construction. T-handles also operate independently, providing ergonomic control for lifting and operational tasks.

5.1 Fixed handles

Material

- Aluminium
- Duroplast
- Stainless steel
- Steel
- Technopolymer

Type of assembly

- Blind hole
- Pass-through hole
- Threaded screw

L.652
T-Handles
Technopolymer

Brass boss, plain or threaded blind hole or zinc-plated steel threaded stud.
Dimensions: 40 - 55 - 67 - 80 - 95 mm



PA

L.652-S
Safety T-Handles
Push action, technopolymer

Brass boss with threaded blind hole or zinc-plated steel threaded stud.
In case of accidental shocks, the handle turns freely without affecting the clamping action.
Dimensions: 67 - 80 mm



PA

L.652-X
Adjustable T-Handles
Technopolymer

Brass boss with threaded blind hole or zinc-plated steel threaded stud.
Dimensions: 67 - 80 mm



PA

GN 5063
T-Handles
Stainless Steel

Matte shot-blasted finish or polished.
Dimensions: 63 - 80 - 100 mm



INOX STAINLESS STEEL

GN 5064
T-Handles
Stainless Steel, Hygienic Design

Matte finish (Ra < 0.8 µm) or polished finish (Ra < 0.8 µm). With HNBR, EPDM or FKM sealing.
Dimensions: 63 - 80 - 100 mm



INOX STAINLESS STEEL · HD · FDA

GN 563.2
T-Handles
Aluminum

Powder coated textured finish or plain finish tumbled.
Dimensions: 55 - 67 - 80 mm



I.622
Tapered handles
Technopolymer

Threaded blind hole.
Dimensions: 25 - 30 - 40 - 55 mm



PA

I.622 N
Tapered handles
Technopolymer

Plain blind hole.
Dimension: 25 - 30 - 40 - 55 mm



PA

ELESA and GANTER models all rights reserved in accordance with the law.
Always mention the source when reproducing our drawings.

5.1 Fixed handles

Continues

I.622 N-CLEAN
Tapered handles
Technopolymer, easy cleaning



For medical and hospital equipment.
Plain blind hole.
Dimensions: 25 - 30 - 40 - 55 mm

CLEAN PA

I.222
Tapered handles
Duroplast



Threaded blind hole or self-locking boss with plain blind hole.
Dimension: 25 - 30 - 40 - 55 - 70 - 90 mm

PF

DIN 319
Ball Knobs
Plastic / Steel / Aluminum / Stainless Steel



With tapped hole (no bushing), with tapped bushing, with plain hole H7, with tolerance ring or tapered bore. With several finishes.
Dimensions: 10 - 12 - 16 - 20 - 25 - 30 - 32 - 35 - 40 - 50 mm

INOX STAINLESS STEEL

P.111
Spherical handles
Duroplast



Threaded blind hole.
Diameters: 37 - 47 mm

PF

SH.N
Spherical handles
with lens, duroplast



Technopolymer self-locking boss, plain blind hole, press-fit assembly by means of the elastic coupling.
Diameters: 35 - 40 - 45 mm

PF

IH.N
Tapered handles
with lens, technopolymer



Plain blind hole, press-fit assembly by means of the elastic coupling.
Dimensions: 40 - 50 mm

PA

IEL.N-H SOFT
Mushroom handles
with lens, "Soft-touch" technopolymer



Raw material coating suitable for contact with food.
Plain blind hole, press-fit assembly by means of the elastic coupling.
Dimension: 65 mm

SOFT PP

IEL.N SOFT
Mushroom handles
"Soft-touch" technopolymer



Raw material coating suitable for contact with food.
Plain blind hole, press-fit assembly by means of the elastic coupling.
Dimensions: 47 - 65 mm

SOFT PP

EBK.SOFT
Mushroom lobe handles
"Soft-touch" technopolymer



Raw material coating suitable for contact with food.
Brass boss with threaded blind hole or zinc-plated steel threaded stud.
Diameters: 43 - 50 mm

SOFT PP

EBK-C SOFT
Mushroom lobe handles
"Soft-touch" technopolymer



Raw material coating suitable for contact with food.
Brass boss with threaded blind hole.
Diameters: 43 - 50 mm

SOFT PP

ELESA and GANTER models all rights reserved in accordance with the law.
Always mention the source when reproducing our drawings.

5.1 Fixed handles

Continues

MA.
Labels with marks and symbols
Self-adhesive vinyl film

For handles SH.N, IH.N, IEL.N-H SOFT, EBK-H SOFT.
Dimensions: 20 - 25 mm



EBK-H SOFT
Mushroom lobe handles
"Soft-touch" technopolymer with magnifying lens

Raw material coating suitable for contact with food.
Brass boss, threaded hole.
Diameters: 43 - 50 mm



SOFT PP

EKK.
Knurled grip knobs
Technopolymer

Brass boss, threaded blind hole or zinc-plated steel threaded stud.
Diameters: 16 - 18 - 21 - 25 - 31 - 35 mm



PA

EKK-SST-VD
Knurled grip knobs
Visually Detectable technopolymer

Produced from FDA compliant raw material.
AISI 304 stainless steel boss, threaded blind hole.
Diameters: 21 - 31 mm



INOX STAINLESS STEEL VD PA FDA

EKK-SST-MD
Knurled grip knobs
Metal Detectable technopolymer

Produced from FDA compliant raw material.
AISI 304 stainless steel boss, threaded blind hole.
Diameters: 21 - 31 mm



INOX STAINLESS STEEL MD PA FDA

EKK-SST-SAN
Knurled grip knobs
Technopolymer with antimicrobial protection

AISI 304 stainless steel boss, threaded blind hole.
Diameters: 21 - 31 mm



INOX STAINLESS STEEL SAN PA

GN 676.1
Knobs
Steel, Blackened

Without or with knurl.
Dimensions: 21 - 25 - 31 mm



GN 676.2
Knobs
Steel, Zinc Plated

Without or with knurl.
Dimensions: 21 - 25 - 31 mm



GN 676.5
Knobs
Stainless Steel

Without or with knurl.
Dimensions: 21 - 25 - 31 mm



INOX STAINLESS STEEL

P.131
Mushroom knobs
Duroplast

Threaded blind hole or zinc-plated steel stud.
Diameters: 35 - 45 - 56 mm



PF

ELESA and GANTER models all rights reserved in accordance with the law.
Always mention the source when reproducing our drawings.

5.1 Fixed handles

Continues

GN 75
Mushroom Shaped Knobs
Steel

With internal thread or threaded stud. Fine turned, blackened, zinc plated blue passivated.
Dimensions: 16 - 20 - 25 - 32 - 36 mm



GN 75.5
Mushroom Shaped Knobs
Stainless Steel

With internal thread or threaded stud. Matte shot-blasted finish or highly polished. Stainless steel (A4 quality) on request.
Dimensions: 16 - 20 - 25 - 32 - 36 mm

INOX STAINLESS STEEL



GN 75.6
Mushroom Shaped Knobs
Stainless Steel, Hygienic Design

With internal thread or threaded stud. Matte finish (Ra < 0.8 µm) or polished finish (Ra < 0.8 µm). With HNBR, EPDM or FKM sealing.
Dimensions: 20 - 25 - 32 mm

INOX STAINLESS STEEL · HD · FDA



P.390
Tapered handles
Duroplast

Plain blind hole.
Diameters: 25 - 30 - 35 - 40 mm

PF



I.307
Tapered handles
Duroplast

Brass boss, threaded blind hole.
Diameters: 20 - 25 - 30 mm

PF



I.168 SOFT
Knurled handle
"Soft-touch" technopolymer

Raw material coating suitable for contact with food.
Brass boss, plain blind hole.
Dimension: 60 mm

SOFT · PA



I.150
Mushroom knobs
Duroplast

Threaded blind hole.
Diameters: 25 - 32 mm

PF



I.137
Tapered handles
Duroplast

Threaded blind hole.
Dimensions: 70 - 80 mm

PF



I.618-SOFT
Shaped handle
Soft-touch technopolymer

Raw material coating suitable for contact with food.
Brass boss, threaded blind hole or plain blind hole, press-fit assembly by means of the elastic coupling.
Dimension: 80 mm

SOFT · PP



I.218
Shaped handle
Duroplast

Threaded blind hole.
Dimension: 60 mm

PF



ELESA and GANTER models all rights reserved in accordance with the law.
Always mention the source when reproducing our drawings.

5.1 Fixed handles

Continues

I.142
Tapered handles
Duroplast



Threaded blind hole.
Dimension: 60 mm

PF

I.195
Tapered handles
Duroplast



Threaded blind hole.
Dimension: 60 mm

PF

I.147
Tapered handles
Duroplast



Threaded blind hole.
Dimensions: 40 - 50 - 60 - 75 mm

PF

I.149
Tapered handles
Duroplast



Threaded blind hole.
Dimensions: 65 - 85 mm

PF

I.580 N
Cylindrical handles
Technopolymer



Blind hole for pressure mounting by means of the elastic coupling.
Dimensions: 40 - 50 - 65 - 80 - 90 mm

PP

EGH.SOFT
Cylindrical lobe handle
"Soft-touch" technopolymer



Raw material coating suitable for contact with food.
Plain blind hole, press-fit assembly by means of the elastic coupling.
Dimension: 85 mm

SOFT PP

I.680 SOFT
Cylindrical handles
"Soft-touch" technopolymer



Raw material coating suitable for contact with food.
Threaded blind hole.
Dimensions: 65 - 80 - 90 mm

SOFT PP

I.780
Cylindrical handles
Technopolymer



Threaded blind hole.
Dimensions: 65 - 80 - 90 mm

PA

I.780-N
Cylindrical handles
Technopolymer



Blind hole for pressure mounting by means of the elastic coupling.
Dimensions: 40 - 50 - 56 - 65 - 80 - 90 - 100 mm

PA

I.780-VD
Cylindrical handle
Visually Detectable technopolymer



Produced from FDA compliant raw material.
Threaded blind hole.
Dimension: 80 mm

VD PA FDA

ELESA and GANTER models all rights reserved in accordance with the law.
Always mention the source when reproducing our drawings.

5.1 Fixed handles

Continues

I.780-MD
Cylindrical handle
Metal Detectable technopolymer

Produced from FDA compliant raw material.
Threaded blind hole.
Dimension: 80 mm



MD PA FDA

I.780-SAN
Cylindrical handles
Technopolymer with antimicrobial protection

Threaded blind hole.
Dimension: 80 mm



■ □

SAN PA

IF.
Cylindrical handles
with protection, technopolymer

Brass boss with threaded blind hole or zinc-plated steel threaded stud.
Dimension: 112 mm



PA

IFF
Cylindrical handles
with double protection, technopolymer

Brass boss with threaded blind hole or zinc-plated steel threaded stud.
Dimension: 112 mm



PA

I.167 p
Tapered handles
with protection, Duroplast

Threaded stud in zinc-plated steel.
Dimension: 103 mm



PF PA

GN 310
Gear Lever Handles
Steel / Stainless Steel, Knob Plastic

With ball knob DIN 319, domed gear knobs I.222 or cylindrical knob I.280.
Dimensions: 63 - 80 - 100 - 125 -160 - 200 - 250 mm



INOX STAINLESS STEEL

DIN 39
Fixed Handles
Steel / Plastic / Stainless Steel

With plain shaft or threaded stud.
Dimensions: 16 - 20 - 25 - 32 - 36 mm



INOX STAINLESS STEEL PA

I.280
Cylindrical handles
Duroplast

Threaded blind hole; zinc-plated steel threaded stud.
Dimensions: 28 - 40 - 50 - 65 - 80 - 90 - 100 - 115 mm



PF

5.2 Revolving handles

GN 319.2
Revolving Ball Knobs
Plastic, Spindle Steel

With threaded stud or internal thread.
Dimensions: 25 - 32 - 40 - 50 mm



GN 319.5
Revolving Ball Knobs
Plastic, Spindle Stainless Steel

With threaded stud or internal thread.
Dimensions: 25 - 32 - 40 - 50 mm



INOX STAINLESS STEEL

ELESA and GANTER models all rights reserved in accordance with the law.
Always mention the source when reproducing our drawings.

5.2 Revolving handles

Continues

Material

- Aluminium
- Duroplast
- Stainless steel
- Steel
- Technopolymer

Type of assembly

- Blind hole
- Pass-through hole
- Threaded screw

I.281
Cylindrical revolving handles
Duroplast

Plain pass-through hole; steel or stainless steel pin, steel pin and nut.
Dimensions: 40 - 50 - 65 - 80 - 90 - 100 mm



INOX STAINLESS STEEL PF

EBK+x
Spherical lobe revolving handle
Technopolymer

Zinc-plated steel pin, hexagon socket at threaded end.
Diameter: 50 mm



PP

EBS+x
Spherical revolving handle
Technopolymer

Zinc-plated steel pin, hexagon socket at threaded end.
Diameters: 45 mm



PP

EBS+x SOFT
Spherical revolving handle
"Soft-touch" technopolymer

Raw material coating suitable for contact with food.
Zinc-plated steel pin, hexagon socket at threaded end.
Diameters: 48 mm



SOFT PP

IEL+x SOFT
Mushroom revolving handles
"Soft-touch" technopolymer

Raw material coating suitable for contact with food.
Zinc-plated steel pin, hexagon socket at threaded end.
Dimensions: 47 - 65 mm



SOFT PP

P.111+x
Spherical revolving handles
Duroplast

Zinc-plated steel threaded pin, two flat faces for fitting with 12 mm spanner.
Diameters: 37 - 47 mm



PF

I.301+x
Cylindrical revolving handles
Duroplast and technopolymer

Zinc-plated steel or AISI 303 stainless steel pin, hexagon socket at threaded end.
Dimensions: 28 - 40 - 50 - 65 - 80 - 90 - 100 - 115 mm



INOX STAINLESS STEEL PF

I.481+x
Cylindrical revolving handles
Duroplast

Black-oxide steel shoulder screw, cylindrical-head with hexagon socket.
Dimensions: 40 - 50 - 65 - 80 mm



PF

I.601+x
Cylindrical revolving handles
Technopolymer

Handle in polypropylene.
Zinc-plated steel or AISI 303 stainless steel pin, hexagon socket at threaded end.
Dimensions: 40 - 50 - 56 - 65 - 80 - 90 mm



INOX STAINLESS STEEL PP

I.780+x
Cylindrical revolving handles
Technopolymer

Zinc-plated steel or AISI 303 stainless steel pin, hexagon socket at threaded end.
Dimensions: 40 - 50 - 55 - 65 - 80 - 90 - 100 mm



INOX STAINLESS STEEL PA

ELESA and GANTER models all rights reserved in accordance with the law.
Always mention the source when reproducing our drawings.

5.2 Revolving handles

Continues

GN 598
Revolving Handles
Steel, Spindle Steel

Powder coated textured finish.
Dimensions: 40 - 50 - 65 - 80 - 90 - 102 mm



I.631+x
Revolving handle
Technopolymer

Handle in polypropylene.
Zinc-plated steel pin, hexagon socket at threaded end.
Dimension: 65 mm

PP



I.621+x
Revolving handles
Technopolymer

Zinc-plated steel or AISI 303 stainless steel pin, hexagon socket at threaded end.
Version for frontal fastening.
Dimensions: 35 - 45 - 60 - 65 - 73 - 80 - 90 - 100 mm

INOX STAINLESS STEEL PA



GN 798
Revolving Handles
Plastic / Aluminum, Spindle Steel, Mounting from the Back

Dimensions: 41.5 - 56 - 59 - 74 - 84 mm



GN 798.1
Revolving Handles
Stainless Steel, Spindle Stainless Steel, Mounting from the Back

Dimensions: 56 - 59 - 74 mm

INOX STAINLESS STEEL



GN 798.4
Revolving Handles
Stainless Steel, Spindle Stainless Steel, Mounting from the Operator's Side

Dimensions: 56 - 59 - 74 mm

INOX STAINLESS STEEL



GN 798.2
Revolving Handles
Plastic, Spindle Steel, with Internal Thread

Dimensions: 41.5 - 56 - 59 - 74 - 84 mm



I.644-SST-SAN
Tapered revolving handle
Technopolymer with antimicrobial protection

Stainless steel pin.
Dimension: 90 mm

■ □

INOX STAINLESS STEEL SAN PA



DIN 98
Revolving Handles
Steel / Aluminum / Plastic, Spindle Steel

With plain shaft or threaded stud. Zinc plated blue passivated, glossy finish or black matte finish.
Dimensions: 49 - 61 - 75 - 95 - 106 mm



I.701+x
Revolving handles
Technopolymer

Zinc-plated steel pin, hexagon socket at threaded end.
Dimensions: 20 - 23 mm

PA



ELESA and GANTER models all rights reserved in accordance with the law.
Always mention the source when reproducing our drawings.

5.2 Revolving handles

Continues

I.731+x
Revolving handles
with grooves, technopolymer



Zinc-plated steel pin, hexagon socket at threaded end.
Dimensions: 20 - 23 mm

PA

I.741+x
Revolving handles
with grooves, technopolymer



Zinc-plated steel pin, hexagon socket at threaded end.
Dimensions: 20 - 23 mm

PA

SI.134
Revolving handles
Duroplast



Smooth pass-through hole with technopolymer guide bosses.
Dimension: 105 mm

PF

I.135
Tapered flanged revolving handles
Duroplast



Smooth pass-through hole with technopolymer guide bosses.
Dimension: 120 mm

PF

IGF
Cylindrical revolving handles
with double protection, technopolymer, resistant to high temperatures



Smooth pass-through hole for shafts.
Dimension: 127 mm

HT PA

5.3 Fold-away handles

Material

- Duroplast
- Stainless steel
- Technopolymer

Type of assembly

- Blind hole
- Pass-through hole

EFH.620
Fold-away handles
Technopolymer



Pin in black-oxide steel, flat base support in steel.
Dimensions: 60 - 65 - 80 - 90 mm

PA

IR.620
Fold-away handles
Technopolymer



Flat faces.
Pin in black-oxide steel or AISI 303 stainless steel, flat base support in steel or AISI 303 stainless steel.
Dimensions: 45 - 60 - 65 - 73 - 80 - 90 mm

INOX PA

GN 598.3
Retractable Handles
Plastic, Retractable Mechanism Steel, Locked in Operating Position



Dimensions: 57 - 67 - 73 - 87 - 102 - 118 mm

GN 598.5
Retractable Handles
Plastic, Retractable Mechanism Stainless Steel, Locked in Operating Position



Dimensions: 23 - 26 - 28 mm

INOX

ELESA and GANTER models all rights reserved in accordance with the law.
Always mention the source when reproducing our drawings.

5.3 Fold-away handles

Continues

GN 798.3
Retractable Handles
Plastic, Retractable Mechanism
Steel, Locked in Operating Position

Dimensions: 58 - 72.5 - 80.5 - 95.5 - 105.5 mm



GN 798.5
Retractable Handles
Plastic, Retractable Mechanism
Stainless Steel, Locked in Operating Position

Dimensions: 58 - 72.5 - 80.5 - 95.5 - 105.5 mm



INOX STAINLESS STEEL

GN 798.7
Safety Retractable Handles
Plastic, Retractable Mechanism
Steel, Automatic Return to the Retracted Position

Dimensions: 82 - 97 - 107 mm



GN 798.8
Safety Retractable Handles
Plastic, Retractable Mechanism
Stainless Steel, Automatic Return to the Retracted Position

Dimensions: 82 - 97 - 107 mm



INOX STAINLESS STEEL

IRS.802
Safety fold-away handles
Technopolymer

Pin in black-oxide steel or AISI 303 stainless steel, flat base support in steel or AISI 303 stainless steel.
Dimensions: 65 - 80 - 90 mm



INOX STAINLESS STEEL PP

IRS.820
Safety fold-away handles
Technopolymer

Black-oxide or AISI 303 stainless steel pin, glass-fibre reinforced technopolymer flat base.
Dimensions: 65 - 80 - 90 mm



INOX STAINLESS STEEL PA

ELESA and GANTER models all rights reserved in accordance with the law.
Always mention the source when reproducing our drawings.

6 | CONTROL ELEMENTS





Control knobs | Rulers | Control levers | Bull's eye levels

Elesa+Ganter provides a comprehensive range of control knobs, levers, rulers, slides, and levels for precise positioning and adjustment tasks. These elements are available in technopolymer, Aluminium, or stainless steel, and can be equipped with optional flanges, indexes, or graduated markings. They ensure high accuracy in instrument alignment and machine part positioning.

6.1 Control knobs

Material

- Aluminium
- Duroplast
- Duroplast - Chromium
- Stainless steel
- Steel
- Technopolymer

Type of assembly

- Plain hole
- Plain hole and keyway

GN 164
Scale Rings
Steel



Without or with friction ring. Matte chrome plated without scale or with standard scale. Special graduations on request. Diameters: 30 - 40 - 50 - 60 mm

GN 374
Flat springs
Steel, Accessories for Scaling Sets



Dimensions: 21 - 29 - 45 - 60 mm

GN 264
Scale Rings
Steel, Accessories for Scaling Sets



Matte chrome plated without scale or with standard scale. Special graduations on request. Diameters: 30 - 40 - 60 - 80 mm

GN 268
Collar Bushings
Steel, Accessories for Scaling Sets



Diameters: 24 - 32 - 50 - 68 mm

GN 726
Control Knobs
Aluminum



Cover plain or with indicator point. With grub screw or collet. Diameters: 22 - 27 - 34 - 42 mm

GN 726.1
Control Knobs
Aluminum



With arrow, neutral without indicator point or scale, or with scale 0...9, 20 graduations. With grub screw or collet. Special graduations on request. Diameters: 22 - 27 - 34 - 42 mm

GN 726.2
Control Knobs
Aluminum, with Scale Ring



With arrow, neutral without indicator point or scale, or with scale 0...9, 20 graduations. With grub screw or collet. Special graduations on request. Diameters: 22 - 27 - 34 - 42 mm

GN 436
Control Knobs
Stainless Steel



Without or with indicator point. Diameters: 24 - 28 mm

INOX STAINLESS STEEL

ELESA and GANTER models all rights reserved in accordance with the law.
Always mention the source when reproducing our drawings.

6.1 Control knobs

Continues

GN 436.1
Control Knobs
Stainless Steel



With arrow, neutral without arrow or scale, or with standard scale 0...9, 20 graduations.
Special graduations on request.
Diameters: 24 - 28 mm

INOX STAINLESS STEEL

GN 723.4
Control Knobs
Aluminum



Neutral, with arrow, or with scale 0...9, 20 graduations. Special graduations on request.
Diameters: 27 - 34 - 42 mm

GN 723.3
Reference Flanges
for Control Knobs GN 723.4, Aluminum



Without or with friction ring.
Diameters: 33.5 - 41 - 50 mm

IZP.
Control knurled knobs
Technopolymer



Plain base, triangular index or precision graduation.
Plain blind hole, assembly by means of a transversal grub screw.
Diameters: 25 - 30 - 35 - 40 mm

PA

IZN.381
Control knurled knobs
Technopolymer



Flange with triangular index or precision graduation.
Black-oxide steel boss, H7 reamed hole.
Assembly by means of transversal grub screw.
Diameters: 32 - 40 - 45 - 50 - 63 mm

PA

MI.304
Control knurled knobs
With pointer, Duroplast



H10 plain blind hole.
Assembly by means of a transversal grub screw.
Diameters: 35 - 40 - 45 mm

PF

MI.304-CR
Control knurled knobs
With pointer, Duroplast chrome-plated



Resistant to wear, scrapes and shocks.
H10 plain blind hole.
Assembly by means of a transversal grub screw.
Diameters: 35 - 40 - 45 mm

CROMATO PF

MI.404
Control knurled knobs
With pointer, Duroplast



H10 plain blind hole.
Assembly by means of a transversal grub screw.
Diameters: 35 - 40 - 45 mm

PF

MI.404-CR
Control knurled knobs
With pointer, Duroplast chrome-plated



Resistant to wear, scrapes and shocks.
H10 plain blind hole.
Assembly by means of a transversal grub screw.
Diameters: 35 - 40 - 45 mm

CROMATO PF

MBR
Diamond cut knurled control knobs
with collar or flange, technopolymer



Plain, triangular index or precision graduation.
Brass boss, plain blind hole.
Assembly by means of a transversal grub screw.
Diameters: 30 - 40 - 50 mm

PA

ELESA and GANTER models all rights reserved in accordance with the law.
Always mention the source when reproducing our drawings.

6.1 Control knobs

Continues

F.N - F.K - F.GS
Flanges for graduations
for IZN.381 control knobs, aluminium



Plain flange, with triangular index or graduation.
Mounting via three self-tapping screws.
Diameters: 32 - 40 - 45 - 50 - 63 mm

VC.192+F
Control lobe knobs
with flange and pointer, Duroplast



Brass or black-oxide steel boss, plain blind hole.
Assembly by means of a transversal grub screws.
Diameters: 30 - 40 - 50 - 60 - 70 mm

PF

VC.192+IN
Control lobe knobs
with pointer, Duroplast



Brass or black-oxide steel boss, plain blind hole.
Assembly by means of a transversal grub screws.
Diameters: 40 - 50 - 60 - 70 - 85 mm

PF

GN 729
Control Knobs
Aluminum



Diameters: 34 - 42mm

MI.204
Indicator knobs
Duroplast



Brass boss, plain blind hole.
Assembly by means of a transversal grub screw.
Diameters: 45 - 55 mm

PF

EGK.SOFT
Control grip knobs
arranged for clicking operation, technopolymer



Raw material coating suitable for contact with food.
Assembly by means of a keyway, a transversal set screw.
Diameters: 50 - 63 mm

SOFT INOX PA

GN 736
Control Handwheels
Aluminum



Without keyway, with keyway DIN 6885-1 P9, or with collet.
Without handle or with revolving knob.
Diameters: 52 - 62 mm

GN 736.1
Control Handwheels
Aluminum, with Scale Lug / with Standard Scale



Without keyway, with keyway DIN 6885-1 P9, or with collet.
Without handle or with revolving knob. With scale 0...90, 100 graduations.
Diameters: 52 - 62 mm

MBT+I
Diamond cut knurled control knobs
with revolving handle, technopolymer



Brass boss, plain blind hole, assembly by means of a transversal grub screw.
Diameters: 40 - 50 - 60 - 70 - 85 - 100 mm

PP

VL.140+I
Control handwheels
with revolving handle, Duroplast



Black-oxide steel hub, with pre-drilled blind hole.
Diameters: 80 - 100 - 130 mm

PF

ELESA and GANTER models all rights reserved in accordance with the law.
Always mention the source when reproducing our drawings.

6.1 Control knobs

Continues

GN 727
Control Knobs with Adjustable Spindle
Body / Spindle Steel, Knob Aluminum

Mounting hole parallel or vertical to the spindle axle, or mounting with hex head screw. With scale 0.1....0.9, 50 graduations ascending clockwise or anti-clockwise.
Diameters: 27 - 34 mm



GN 827
Adjusting Screws
for Bearing Blocks GN 828, Stainless Steel

With standard scale 0...0.5, 10 graduations.
Diameters: 16 - 20 - 24 mm



INOX STAINLESS STEEL

GN 827.1
Knurled Nuts
for Adjusting Screws GN 827, Stainless Steel

Diameters: 16 - 20 - 24 mm



INOX STAINLESS STEEL

GN 828
Bearing Blocks
for Adjusting Screws GN 827, Aluminum

With thread or groove, mounting from above or from the front.
Diameters: 35 - 40 - 45 mm



GN 200
Indexing Mechanisms
Steel / Stainless Steel

Without scale or with scale 0...50, 60 graduations. With 1 or 2 tension levers. Special graduations on request.
Diameters: 44 - 52 mm



INOX STAINLESS STEEL

GN 700
Adjustable Knobs
Aluminum, Mechanism Steel, with Stepless Positioning

With arrow, neutral without arrow or scale, with standard scale 0...9, 100 graduations, or with customized scale. Special graduations on request.
Diameters: 66 mm



6.2 Rulers

Material

- Aluminium
- Plastic
- Stainless steel

GN 711
Rulers
Stainless Steel / Plastic, Self-Adhesive

Figures horizontally or vertically arranged.
Dimensions: 50 - 100 - 150 - 200 - 300 - 400 - 500 - 750 - 1000 mm



INOX STAINLESS STEEL

GN 711.1
Indicator Arrows
Stainless Steel / Plastic, Self-Adhesive, for Rulers

Dimensions: 50 - 100 - 150 - 200 - 300 - 400 - 500 - 750 - 1000 mm



INOX STAINLESS STEEL

GN 711.2
Rulers
Aluminum, with Mounting Holes

With mounting holes Ø 3.3. Figures horizontally or vertically arranged. Self-adhesive version on request.
Dimensions: 50 - 100 - 150 - 200 - 300 - 400 - 500 - 750 - 1000 mm



GN 711.3
Indicator Arrows
Aluminum, with Mounting Holes, for Rulers

With mounting holes Ø 3,3. Self-adhesive version on request.



ELESA and GANTER models all rights reserved in accordance with the law.
Always mention the source when reproducing our drawings.

6.3 Control levers

Material

- Stainless steel
- Steel
- Technopolymer
- Zinc Die Casting

Type of assembly

- Plain hole
- Plain hole and keyway

GN 750
Control Levers
Steel



Without keyway, with keyway DIN 6885-1 P9, or with square DIN 79. Cover with indicator point or cover plain.
Control lever versions of the assembly examples on request.
Length: 84 - 106 - 130 mm

LBR.
Control levers
arranged for clicking operation, technopolymer



Technopolymer centre body; arm in steel.
Plain hole with flat face or black-oxide steel boss, H7 reamed hole.
Dimensions: 85 - 110 - 130 - 170 mm

PA

ELC.
Control levers
arranged for clicking operation, technopolymer



Black-oxide or stainless steel boss, H7 reamed hole.
With or without arrow indicator.
Dimensions: 67 - 85 - 110 - 140 mm

INOX STAINLESS STEEL PA

ELCR.
Control lever
arranged for clicking operation, technopolymer



Black-oxide steel boss, H7 reamed hole.
Dimensions: 118 mm

PA

GN 210
Gear Levers
Zinc Die Casting



Without keyway, with keyway, or with double square. Without or with clamping. Powder coated textured finish.
Diameters: 32 - 40 - 50 mm

GN 215
Indexing Levers
Steel



Without serrations or with gear rim (30 serrations). Serrations, restricted angle to drawing on request.
Diameters: 54 - 60 mm

6.4 Bull's eye levels

Material

- Aluminium
- Stainless steel
- Technopolymer

GN 2277
Bull´s Eye Spirit Levels
Housing Aluminum, with Mounting Flange for Mounting with Screws



30 angle minutes, bubble move by 2 mm. Mounting flange for bolting to surface or for inserting (collar). Filling green transparent, other sensitivities and housing in brass or stainless steel on request.
Diameters: 20 - 25 - 30 - 40 - 50 mm

GN 2277.1
Adjustment Plates
for Bull´s Eye Spirit Levels GN 2277, Stainless Steel



Diameters: 20 - 25 - 30 - 40 - 50 mm

INOX STAINLESS STEEL

GN 2278
Bull´s Eye Spirit Levels
Housing Aluminum, for Insertion into Bore Holes



30 angle minutes, bubble move by 2 mm. Filling green transparent, other sensitivities and housing in brass or stainless steel on request.
Diameters: 18 - 20 - 28 mm

GN 2279
Bull´s Eye Spirit Levels
Housing Aluminum, for Surface Mounting



30 angle minutes, bubble move by 2 mm. With smooth reference surface or with mounting thread. Filling green transparent, other sensitivities and housing in brass or stainless steel on request.
Diameters: 14 - 20 - 30 mm

ELESA and GANTER models all rights reserved in accordance with the law.
Always mention the source when reproducing our drawings.

6.4 Bull's eye levels

Continues

GN 2280
Bull´s Eye Spirit Levels
Housing Aluminum, Adjustable



30 angle minutes, bubble move by 2 mm. Filling green transparent, other sensitivities and housing in brass or stainless steel on request.
Diameters: 17 - 20 - 24 mm

GN 2281
Bull´s Eye Spirit Levels
Housing Aluminum, for Installation in Plates and Housings



10 / 40 angle minutes, bubble move by 2 mm. Without or with contrast ring. Other sensitivities on request.
Diameters: 10 - 12 - 14 - 15 - 18 mm

GN 2282
Screw-On Spirit Levels
Housing Brass, for Mounting with Screws



6 / 50 Angle minutes, bubble move by 2 mm. Viewing window top, front, or front - back. Filling colorless-transparent, other sensitivities and other colors on request.
Dimensions: 57 mm

GN 2283
Screw-On Spirit Levels
Housing Aluminum, for Mounting with Screws



6 / 50 Angle minutes, bubble move by 2 mm. Aligned or adjustable mounting from the front side. Green-transparent. Filling colorless-transparent and other sensitivities on request.
Dimensions: 54 mm

GN 2276
Cross Spirit Levels
Housing Aluminum, for Mounting with Screws



6 / 50 angle minutes, bubble move by 2 mm. Aligned or adjustable mounting from the front side. Green-transparent. Filling colorless-transparent and other sensitivities on request.
Diameters: 62 mm

BOL-MB
Monodirectional screw-on levels
for screw mounting, technopolymer



Transparent green contrast fluid, UV resistant.
Mounting with or without spring.
Dimensions: 56 - 87 mm

PC PMMA

BOL-PH
Level bubbles
for mounting in suitable housings



5 angle degrees at full scale.
Colourless contrast fluid.
Diameters: 40 - 60 mm

PMMA

BOL-MF
Level bubbles
with mounting flange



3, 5 or 10 angle degrees at full scale.
Colourless contrast fluid.
Diameters: 55 - 80 - 100 mm

PMMA

ELESA and GANTER models all rights reserved in accordance with the law.
Always mention the source when reproducing our drawings.

7 | ROTARY CONTROLS





Gravity indicators | Positive drive indicators
Direct drive indicators | Handwheels with indicator

Elesa+Ganter position indicators provide numeric measurements for adjusting strokes, flows, or speeds. Available in technopolymer, with analogue, digital, or LCD readings.
The range includes gravity, direct drive, and positive drive indicators, also with data transmission via radio frequency, and handwheels with indicators.

7.1 Gravity indicators

Material

- Steel
- Technopolymer

GA01 - GA02 - GA05
Analogue position indicators
gravity drive, steel



Zinc-plated steel case;
glass window;
aluminium dial.
Wide range of available ratios.
Diameters: 50 - 68 - 113 mm

GA11 - GA12
Analogue position indicators
gravity drive, technopolymer



Technopolymer case;
technopolymer window
(IP67 protection);
aluminium dial.
Wide range of available ratios.
Diameters: 50 - 68 mm

IP67 PA

MBT-GA
Knobs with analogue position indicator
gravity drive, technopolymer



Technopolymer knob;
technopolymer window
(IP67 protection);
aluminium dial.
Black-oxide steel boss,
H7 reamed blind hole.
Wide range of available ratios.
Diameters: 51 - 70 mm

IP67 PA

GW12
Digital-analogue position indicators
gravity drive, technopolymer



Technopolymer case;
technopolymer window
(IP67 protection);
aluminium dial.
Five-digits roller counter.
Wide range of available ratios.
Diameter: 68 mm

IP67 PA

MBT-GW
Knobs with digital-analogue position indicator
gravity drive, technopolymer



Technopolymer knob;
technopolymer window
(IP67 protection);
aluminium dial.
Black-oxide steel boss,
H7 reamed blind hole.
Wide range of available ratios.
Diameter: 70 mm

IP67 PA

7.2 Positive drive indicators

PA01 - PA02 - PA05
Analogue position indicators
positive drive, steel



Zinc-plated steel case;
glass window;
aluminium dial.
Wide range of available ratios.
Diameters: 50 - 68 - 113 mm

PA11 - PA12
Analogue position indicators
positive drive, technopolymer



Technopolymer case;
technopolymer window
(IP65 protection);
aluminium dial.
Wide range of available ratios.
Diameters: 50 - 68 mm

IP65 PA

ELESA and GANTER models all rights reserved in accordance with the law.
Always mention the source when reproducing our drawings.

7.2 Positive drive indicators

Continues

Material

- Steel
- Technopolymer

PW12
Digital-analogue position indicators
positive drive, technopolymer



Technopolymer case;
technopolymer window
(IP65 protection);
aluminium dial.
Five-digits roller counter.
Wide range of available ratios.
Diameter: 68 mm

IP65 PA

7.3 Direct drive indicators

Material

- Aluminium
- Stainless steel
- Steel
- Technopolymer
- Zinc Die Casting

DD50
Mechanical position indicators
direct drive, 3-digit counter, technopolymer



Technopolymer case and window.
Black-oxide steel or AISI 303 stainless steel boss with Ø 10 H7 reamed hole.
Wide range of available readings.

INOX STAINLESS STEEL PA

DD51
Mechanical position indicators
direct drive, 4-digit counter, technopolymer



Technopolymer case and window.
Black-oxide steel or AISI 303 stainless steel boss with Ø 14 H7 reamed hole.
Wide range of available readings.

INOX STAINLESS STEEL PA

DD52R
Mechanical position indicators
direct drive, 5-digit counter, technopolymer



Technopolymer case and window.
Black-oxide steel or AISI 303 stainless steel boss with Ø 20 H7 reamed hole.
Wide range of available readings.

INOX STAINLESS STEEL PA

DD51-E
Electronic position indicators
battery power, direct drive, 5-digit display, technopolymer



LCD display.
Protection class IP65 or IP67.
AISI 304 stainless steel boss with Ø 14 H7 reamed hole.

IP65 IP67 INOX STAINLESS STEEL PA

DD51-E-RF
Electronic position indicator
battery power, data transmission by radio frequency



LCD display.
Protection class IP65 or IP67.
AISI 304 stainless steel boss with Ø 14 H7 reamed hole.

IP65 IP67 INOX STAINLESS STEEL PA

DD52R-E
Electronic position indicators
battery power, direct drive, 6-digit display, technopolymer



LCD display.
Protection class IP65 or IP67.
AISI 304 stainless steel boss with Ø 20 H7 reamed hole.

IP65 IP67 INOX STAINLESS STEEL PA

DD52R-E-RF
Electronic position indicator
battery power, data transmission by radio frequency



LCD display.
Protection class IP65 or IP67.
AISI 304 stainless steel boss with Ø 20 H7 reamed hole.

IP65 IP67 INOX STAINLESS STEEL PA

UC-RF
Control unit for RF indicators
PLC connection, data transmission via radio frequency



Control unit with Ethernet/IP, Profinet IO, Ethercat IO or Modbus TCP serial interface.

PC ABS

ELESA and GANTER models all rights reserved in accordance with the law.
Always mention the source when reproducing our drawings.

7.3 Direct drive indicators

Continues

FC-UC
UC-RF antenna extensions
with SMA-RP connector



Shielded cable with PVC sheath, bend radius in fixed position ≥ 50 mm.
Male and female SMA-RP connectors.

MPI-R10
Display for magnetic measuring system
battery power, length and angle modes, data transmission via radio frequency



Multifunction LCD with 4 function keys.
Values displayed in millimetres, inches or angular degrees.
Extremely easy assembly.

MPI-R10-RF
Magnetic measuring system
Length and angle modes, data transmission via radio frequency



Multifunction LCD with 4 function keys.
Values displayed in millimetres, inches or angular degrees.
Battery power.
Extremely easy assembly.

FC-MPI
Magnetic sensor with cable
for MPI-R10 display



Sensor in zinc alloy.
Shielded cable with PVC sheath in black PVC.
Connector (IP67 protection) in technopolymer.

MPI-15
Magnetic measuring system
battery power, length and angle modes



Multifunction LCD with 5 function keys.
Values displayed in millimetres, inches or angular degrees.
Extremely easy assembly.

M-BAND-10
Magnetic band
for magnetic measuring systems



The magnetic band consists of a magnetic band, a backing strip and an adhesive strip.

MDX-50
Knob for position indicators
For DD50 indicators, technopolymer



Available without graphic symbol, with arrow indicating clockwise increase or anti-clockwise increase.

PA

MDX-51
Knob for position indicators
for DD51, DD51-E and DD51-E-RF indicators, technopolymer



Available without graphic symbol, with arrow indicating clockwise increase or anti-clockwise increase.

PA

MDX-52
Knob for position indicators
For DD52R, DD52R-E and DD52R-E-RF indicators, technopolymer



Available without graphic symbol, with arrow indicating clockwise increase or anti-clockwise increase.

PA

GN 957
Control Knobs
Aluminum, for Position Indicators



Shaft-Ø d2 < Bore-Ø d3 or Shaft-Ø d2 = Bore-Ø d3.
Diameters: 22 - 27 - 42 mm

ELESA and GANTER models all rights reserved in accordance with the law.
Always mention the source when reproducing our drawings.

7.3 Direct drive indicators

Continues

RB50
Hole reduction sleeve
for DD50 indicators, steel or stainless steel

Black-oxide steel or AISI 304 stainless steel, for 6 - 8 mm shafts.



INOX STAINLESS STEEL

RB51
Hole reduction sleeve
for DD51, DD51-E and DD51-E-RF indicators, steel or stainless steel

Black-oxide steel or AISI 304 stainless steel, for 6 - 8 - 10 - 12 mm shafts.



INOX STAINLESS STEEL

RB52
Reduction sleeves
for DD52R, DD52R-E and DD52R-E-RF indicators, steel or stainless steel

Black-oxide steel or AISI 304 stainless steel, for 12 - 14 - 15 - 16 mm shafts.



INOX STAINLESS STEEL

BSA-T50
Bases for spindle locking
for DD50 position indicators, SUPER-technopolymer

They allow the spindles to be locked easily and quickly after they have been positioned.



INOX STAINLESS STEEL · SUPER TECHNO POLYMER · PA

BS51
Spacer plate
Technopolymer

Spacer plate supplied pre-drilled for Ø 2.2 self-locking screws.



PA

BSA-N51
Bases for spindle locking
for DD51 position indicators, zinc alloy

They allow the spindles to be locked easily and quickly after they have been positioned.



BS52R
Spacer plate
Technopolymer

Spacer plate supplied pre-drilled for Ø 2.2 self-locking screws.



PA

BSA-N52
Bases for spindle locking
for DD52R position indicators, zinc alloy

They allow the spindles to be locked easily and quickly after they have been positioned.



BSA51-E
Bases for spindle locking
for DD51-E and DD51-E-RF position indicators, zinc alloy

They allow the spindles to be locked easily and quickly after they have been positioned.



BSA52-E
Bases for spindle locking
for DD52R-E and DD52R-E-RF position indicators, zinc alloy

They allow the spindles to be locked easily and quickly after they have been positioned.



ELESA and GANTER models all rights reserved in accordance with the law.
Always mention the source when reproducing our drawings.

7.4 Handwheels with indicator

Material

- Aluminium
- Duroplast
- Stainless steel
- Technopolymer

IZN-XX
Knurled grip knobs
for gravity drive position indicators, technopolymer

Black-oxide steel boss, H7 reamed hole.
Diameters: 60 - 80 mm



PA

MBT-XX
Diamond cut knurled knobs
for gravity and positive drive position indicators, technopolymer

Black-oxide steel boss, H7 reamed hole.
Diameters: 60 - 80 mm



PA

VHT-XX
Lobe knobs
for gravity and positive drive position indicators, technopolymer

Black-oxide steel or AISI 303 stainless steel boss, H7 reamed hole.
Diameters: 85 - 110 mm



INOX STAINLESS STEEL PA

VC.792-XX
Lobe knobs
for gravity and positive drive position indicators, technopolymer

Black-oxide steel boss, H7 reamed hole.
Diameters: 70 - 100 mm



PA

VDSC-XX
Handwheels
for gravity drive position indicators, technopolymer

Boss, H7 reamed pass-through hole, in black-oxide steel or in AISI 303 stainless steel.
Diameters: 125 - 160 - 200 mm



INOX STAINLESS STEEL PA

EWW-XX
Handwheel
for positive drive position indicators, technopolymer

Black-oxide steel hub, H7 reamed hole.
Diameter: 240 mm



PP

VDN-XX
Handwheels
for gravity drive position indicators, duroplast

Black-oxide steel hub, not drilled.
Diameters: 250 - 300 - 350 mm



PF

VDC-XX
Handwheels
for gravity and positive drive position indicators, duroplast

Black-oxide steel hub, not drilled.
Hub with H7 reamed pass-through hole
Diameters : 125 - 140 - 160 - 180 - 200 mm



PF

VRTP-XX
Handwheels
for gravity drive position indicators, technopolymer

Boss in black-oxide steel, H7 reamed hole or hole with keyway.
Diameters: 160 - 200 - 250 mm



PP

SC-XX
Housings
for position indicator, technopolymer

Used for mounting gravitational indicators on any handwheel or other manoeuvring elements for adjustment.
Diameters: 76 - 122 mm



PA

ELESA and GANTER models all rights reserved in accordance with the law.
Always mention the source when reproducing our drawings.

7.4 Handwheels with indicator

Continues

CP-XX
Covers
Technopolymer

Used as a lock for the indicator housing compartment when the indicator is not inserted in the handwheel for any reason.
Diameters: 50 - 69 mm



PA

VAD-XX
Handwheels
for gravity and positive drive position indicators, aluminium

H7 reamed pass-through hole.
Diameters: 80 - 100 - 125 - 160 - 200 - 250 mm



ELESA and GANTER models all rights reserved in accordance with the law.
Always mention the source when reproducing our drawings.

8 | INDEXING ELEMENTS



Indexing plungers | Cam action indexing plungers | Lock pins | Spring plungers

Elesa+Ganter offers a unique range of indexing elements, including indexing plungers, cam action plungers, lock pins, and spring thrust pads. These components are available in steel, stainless steel, or SUPER-Technopolymer, and come in various knob shapes and sizes. They enable precise and repetitive positioning on machines and equipment, as well as quick, reliable locking, clamping, and adjustment.

8.1 Indexing plungers

Material

- Plastic
- Stainless steel
- Steel
- Technopolymer
- Zinc Die Casting

GN 617
Indexing Plungers
Steel / Stainless Steel without Rest Position



With knob or threaded stud. With or without lock nut. With inch threads on request.
Plunger Ø: 5 - 6 - 8 - 10 mm

GN 617.1
Indexing Plungers
Steel / Stainless Steel, with Rest Position



With knob. With or without lock nut. With inch threads on request.
Plunger Ø: 5 - 6 - 8 - 10 mm

GN 613
Indexing Plungers
Steel / Stainless Steel, without Rest Position



With knob or threaded stud. With or without lock nut.
Plunger Ø: 5 - 6 - 8 - 10 mm

GN 613.1
Mounting Tools
for Indexing Plungers GN 613 and Spring Bolts GN 313, Steel



Diameters: 5 - 6 - 8 - 10 mm

GN 722.4
Indexing Plungers
Steel / Stainless Steel, for Welding, with or without Rest Position, with Pull Ring or Latch



Round or square. Mounted (riveted) or unmounted.
Plunger Pin Ø: 8 - 10 - 12 - 14 - 16 - 20 mm

GN 724.4
Indexing Plungers
Steel / Stainless Steel, with Chamfered Pin, for Welding



Chamfer top, bottom, right, left, or unmounted.
Plunger Ø: 13 - 20 mm

PMT.100
Indexing plungers
SUPER-technopolymer body



Black-oxide hardened steel or AISI 303 stainless steel plunger.
Plunger Ø: 5 - 6 - 8 - 10 mm

PMT.100-SST-VD
Indexing plungers
Visually Detectable SUPER-technopolymer body



Produced from FDA compliant raw material.
Black-oxide hardened steel or AISI 303 stainless steel plunger.
Plunger Ø: 5 - 6 - 8 - 10 mm

ELESA and GANTER models all rights reserved in accordance with the law.
Always mention the source when reproducing our drawings.

8.1 Indexing plungers

Continues

PMT.101
Indexing plungers
with rest position,
SUPER-technopolymer body

Black-oxide hardened steel or AISI 303 stainless steel plunger.
Plunger Ø: 5 - 6 - 8 - 10 mm



INOX STAINLESS STEEL · SUPER TECHNO POLYMER · PA

PMT.101-SST-VD
Indexing plungers
with rest position,
Visually Detectable
SUPER-technopolymer body

Produced from FDA compliant raw material.
Black-oxide hardened steel or AISI 303 stainless steel plunger.
Plunger Ø: 5 - 6 - 8 - 10 mm



INOX STAINLESS STEEL · SUPER TECHNO POLYMER · VD · PA

GN 817
Indexing Plungers
Steel / Stainless Steel, with and without rest position

Without or with lock nut. With threaded stud.
Plunger Ø: 4 - 5 - 6 - 8 - 10 - 12 - 16 mm



INOX STAINLESS STEEL

GN 814
Indexing Plungers
Stainless Steel, Lockable

Front, or front and rear locking. With lock nut. With key (keyed alike or differently).
Plunger Ø: 8 - 10 - 12 mm



INOX STAINLESS STEEL

GN 824
Indexing Plungers
Stainless Steel, with Chamfered Pin, with and without Rest Position

Without or with lock nut.
Plunger Pin Ø: 7 - 8 - 10 - 12 mm



INOX STAINLESS STEEL

GN 8170
Indexing Plungers
Stainless Steel, DGUV Certified, Hygienic Design, Knob Side (Front Hygiene) / Knob and Pin Side (Full Hygiene)

Without or with rest position. With HNBR sealing.
Plunger Ø: 6 - 8



INOX STAINLESS STEEL · HD · FDA

GN 817.1
Indexing Plungers
Zinc Die Casting, with Flange for Surface Mounting, with or without Rest Position

Indexing plungers with T-Handle on request.
Plunger Ø: 6 - 8 - 10 mm



GN 722.5
Indexing Plungers
Steel / Stainless Steel, with Flange for Surface Mounting, with or without Rest Position, with Pull Ring or Latch

Plunger Ø: 8 - 10 - 12 - 14 - 16 - 20 mm



INOX STAINLESS STEEL

GN 724.5
Indexing Plungers
Steel / Stainless Steel, with Chamfered Pin, with Flange for Surface Mounting

Chamfer top, bottom, right or left.
Plunger Pin Ø: 13 - 20 mm



INOX STAINLESS STEEL

GN 817.2
Indexing Plungers
Steel / Stainless Steel, with Long Knob, with and without Rest Position

With or without lock nut.
Plunger Ø: 4 - 5 - 6 - 8 - 10 - 12 mm



INOX STAINLESS STEEL

ELESA and GANTER models all rights reserved in accordance with the law.
Always mention the source when reproducing our drawings.

8.1 Indexing plungers

Continues

GN 817.4
Indexing Plungers
Steel / Stainless Steel, with T-Handle, with and without Rest Position

With or without lock nut.
Plunger Ø: 6 - 8 - 10 - 12 mm



INOX STAINLESS STEEL

GN 817.6
Indexing Plungers
Stainless Steel, with Sensor for Position Monitoring

With engagement monitoring.
With or without rest position.
Plunger Ø: 4 - 5 - 6 - 8 - 10 - 12 - 16 mm



INOX STAINLESS STEEL

GN 817.7
Indexing Plungers
Stainless Steel,
Pneumatically Operated

Pneumatically single- or double acting. Protrude / retract, retract or protrude by spring force. Without position query or with position query on both sides, with plug, cable 0.4 m.
Plunger Ø: 6 - 8 - 10 - 12 mm



INOX STAINLESS STEEL

GN 817.8
Indexing Plungers
Steel / Stainless Steel, Removable, with or without Rest Position

With or without lock nut.
Plunger Ø: 7 - 8 - 10 - 12 mm



INOX STAINLESS STEEL

GN 817.9
Indexing Plungers
Zinc Die Casting, with Flange for Surface Mounting, Removable, with or without Rest Position

Plunger Ø: 7 - 8 - 10 mm



GN 818
Indexing Plungers
Stainless Steel, with or without Rest Position

With knob. With or without lock nut.
Plunger Ø: 4 - 5 - 6 - 8 - 10 - 12 mm



INOX STAINLESS STEEL

GN 618
Indexing Plungers
Steel, for Welding

With knob or threaded stud.
Plunger Ø: 5 - 6 - 8 mm



GN 717
Indexing Plungers
Steel / Stainless Steel, with Lifting Ring / with Wire Loop, with and without Rest Position

With or without lock nut.
Plunger Ø: 3 - 4 - 5 - 6 - 8 - 10 mm



INOX STAINLESS STEEL

GN 7017
Indexing Plungers
Steel / Stainless Steel, with Lever, with and without Rest Position

With or without lock nut.
Plunger Ø: 4 - 5 - 6 - 8 - 10 mm



INOX STAINLESS STEEL

GN 413
Indexing Plungers
Steel / Stainless Steel, Stainless Steel, with or without Rest Position

With lifting ring.
With or without lock nut.
Plunger Ø: 5 - 6 - 8 - 10 mm



INOX STAINLESS STEEL

ELESA and GANTER models all rights reserved in accordance with the law.
Always mention the source when reproducing our drawings.

8.1 Indexing plungers

Continues

GN 607
Indexing Plungers
Steel / Stainlees Steel, without Rest Position

With or without lock nut.
Plunger Ø: 6 - 8 mm



GN 607.1
Indexing Plungers
Steel / Stainlees Steel, without Rest Position

With or without lock nut.
Plunger Ø: 6 - 8 mm



GN 607.2
Indexing Plungers
Steel, for Installation in Thin Walled Equipment, without Rest Position

With or without lock nut.
Plunger Ø: 6 - 8 mm



GN 607.9
Double Ring Spanner
for Mounting GN 607.2 / GN 607.3, Steel

A/F: 14 - 16 mm



GN 607.3
Indexing Plungers
Steel, for Installation in Thin Walled Equipment, with Rest Position

Plunger Ø: 6 - 8 mm



GN 607.4
Indexing Plungers
Steel, for Welding, without Rest Position

Plunger Ø: 6 - 8 mm



GN 607.5
Indexing Plungers
Steel, for Welding, with Rest Position

Plunger Ø: 6 - 8 mm



GN 822.6
Mini Indexing Plungers
Steel, with and without Rest Position

With red knob on request.
Plunger Ø: 4 - 5 - 6 - 8 - 10 mm



GN 608
Indexing Plungers
Zinc Die Casting, with Flange for Surface Mounting, without Rest Position

Plunger Ø: 6 - 8 mm



GN 608.1
Indexing Plungers
Zinc Die Casting, with Flange for Surface Mounting, with Rest Position

Plunger Ø: 6 - 8 mm



ELESA and GANTER models all rights reserved in accordance with the law.
Always mention the source when reproducing our drawings.

8.1 Indexing plungers

Continues

GN 608.5
Indexing Plungers
Zinc Die Casting, with Flange for Surface Mounting, without Rest Position

Plunger Ø: 6 - 8 mm



INOX STAINLESS STEEL

GN 608.6
Indexing Plungers
Zinc Die Casting, with Flange for Surface Mounting, with Rest Position

Plunger Ø: 6 - 8 mm



INOX STAINLESS STEEL

GN 822
Mini Indexing Plungers
Steel / Stainless Steel, with and without Rest Position

Knob black matte or red.
Plunger Ø: 4 - 5 - 6 - 7 mm



INOX STAINLESS STEEL

GN 822.1
Mini indexing plungers
Steel / Stainless Steel, opening indexing mechanism, with and without rest position

Knob black matte or red.
Plunger Ø: 4 - 5 - 6 - 7 mm



INOX STAINLESS STEEL

GN 822.7
Mini Indexing Plungers
Stainless Steel, with and without Rest Position

Knob black matte or matte blasted.
Plunger Ø: 4 - 5 - 6 - 7 - 8 - 10 mm



INOX STAINLESS STEEL

GN 822.10
Mini Indexing Plungers
Stainless Steel, with and without Rest Position

Knob black matte or matte blasted. With red knob on request.
Plunger Ø: 4 - 5 - 6 - 8 - 10 mm



INOX STAINLESS STEEL

GN 822.8
Mini Indexing Plungers
Zinc Die Casting, with Flange for Surface Mounting, with and without Rest Position

With red knob on request.
Plunger Ø: 4 - 5 - 6 - 8 - 10 mm



GN 822.9
Mini Indexing Plungers
Stainless Steel, with Flange for Surface Mounting, with and without Rest Position

With red knob on request.
Plunger Ø: 4 - 5 - 6 - 8 - 10 mm



INOX STAINLESS STEEL

GN 822.12
Mini Indexing Plungers
Stainless Steel, with Flange for Surface Mounting, with and without Rest Position

With red knob on request.
Plunger Ø: 4 - 5 - 6 - 8 - 10 mm



INOX STAINLESS STEEL

GN 412
Indexing Plungers
Zinc Die Casting, with Flange for Surface Mounting, with and without Rest Position

Mounting from the front or back.
Plunger Ø: 5 - 6 - 8 - 10 mm



PROFILE COMPATIBLE

ELESA and GANTER models all rights reserved in accordance with the law.
Always mention the source when reproducing our drawings.

8.1 Indexing plungers

Continues

GN 416
Spring Latches
Zinc Die Casting / Plunger Pin Steel, with Flange for Surface Mounting

Without locking, without rest position. Locking / rest position, via clockwise or counterclockwise rotation.
Plunger Ø: 6 - 8 - 10 - 12 mm



GN 416.1
Locators
for Spring Latches GN 416, Zinc Die Casting

Plunger hole Ø: 6 - 8 - 10 - 12 mm



GN 417
Indexing Plungers
Steel / Stainless Steel, with Lifting Ring / with Wire Loop / with Knob, with and without Rest Position

Plunger Ø: 4 - 5 - 6 - 8 - 10 mm



GN 417.1
Locators
for Indexing Plungers GN 417, Steel / Stainless Steel

Plunger hole Ø: 4 - 5 - 6 - 8 - 10 mm



GN 722.6
Indexing Plungers
Steel / Stainless Steel, with Flange for Surface Mounting, with or without Rest Position, with Pull Ring or Latch

Plunger Ø: 8 - 10 - 12 - 14 - 16 - 20 mm



GN 724.6
Indexing Plungers
Steel / Stainless Steel, with Chamfered Pin, with Flange for Surface Mounting

Chamfer top, bottom, right or left. Without or with counter piece.
Plunger Pin Ø: 13 - 20 mm



GN 724.10
Catches
Steel / Stainless Steel, for Indexing Plungers / Cam Action Indexing Plungers with Chamfered Pin

Widths: 13 - 20 mm



GN 817.3
Indexing Plungers
Steel, for Precision Locating, with Flange for Surface Mounting, Plunger Cylindrical

Without or with rest position.
Plunger Ø: 6 - 8 - 10 mm



GN 817.5
Indexing Plungers
Steel, for Precision Locating, with Flange for Surface Mounting, Plunger Conical

Without or with rest position.
Plunger Ø: 6 - 8 - 10 mm



GN 414
Indexing Plungers
Steel / Stainless Steel, with Safety Lock, Unlocking with Push-Button

With or without lock nut.
Plunger Ø: 6 - 8 - 10 mm



ELESA and GANTER models all rights reserved in accordance with the law.
Always mention the source when reproducing our drawings.

8.1 Indexing plungers

Continues

GN 414.1
Indexing Plungers
Steel / Stainless Steel, with Click-Type Safety Lock, Unlocking with Push-Button

With or without lock nut.
Plunger Ø: 6 - 8 - 10 mm



INOX STAINLESS STEEL

GN 816
Locking Plungers
Steel, Plunger Pin in Normal Position Protruded

Operation with knob or key. Sleeve black or red. With or without lock nut.
Plunger 6 - 8 - 10 mm



GN 816-K
Key
for Locking Plungers GN 816, Plastic

Diameter: 10 mm



GN 816.1
Locking Plungers
Steel, Plunger Pin in Normal Position Retracted

Operation with knob or key. Sleeve black or red. With or without lock nut.
Plunger Ø: 6 - 8 mm



GN 816.1-K
Key
for Locking Plungers GN 816.1, Plastic

Diameter: 10 mm



GN 514
Steel / Stainless Steel, with Cardioid Curve Mechanism (Retractable Pen principle)

With or without lock nut.
Plunger Ø: 6 - 8 mm



INOX STAINLESS STEEL

GN 313
Spring Bolts
Steel / Stainless Steel, Plunger Pin Retracted in Normal Position

With or without knob. With or without lock nut. Plunger pin without or with internal thread.
Plunger Ø: 5 - 6 - 8 - 10 mm



INOX STAINLESS STEEL

GN 7336.7
Clamping Knobs with Indexing Plunger
Steel, Handle Plastic

Plunger Ø: 5 - 6 - 8 mm



GN 7336.8
Clamping Indexing Plungers
Steel, with Safety Function

Plunger Ø: 6 - 8 mm



PMT.110
Indexing plungers
with lobe knob, SUPER-techno-polymer body

Black-oxide hardened steel or AISI 303 stainless steel plunger.
Plunger Ø: 8 - 10 mm



INOX STAINLESS STEEL · SUPER TECHNO POLYMER · PA

ELESA and GANTER models all rights reserved in accordance with the law.
Always mention the source when reproducing our drawings.

8.1 Indexing plungers

Continues

GN 909
Thin Hex Nuts
Steel, for Indexing Plungers / Cam Action Indexing Plungers

Threadings: M8x1 - M10x1 - M12x1.5 - M16x1.5 - M20x1.5



GN 609.5
Distance Bushings
Stainless Steel, for Mounting Indexing Plungers / Cam Action Indexing Plungers Assembly

Diameters: 6 - 8 - 10 - 12 - 16 - 20 mm



GN 909.5
Thin Hex Nuts
Stainless Steel, for Indexing Plungers / Cam Action Indexing Plungers

Threadings: M8x1 - M10x1 - M12x1.5 - M16x1.5 - M20x1.5



NTT
Locking nut
for PMT.100, PMT.101, PMT.110 and PMT.200, SUPER-technopolymer

Threadings: M10 - M12 - M16 - M20



NTT-VD
Locking nut
for PMT.100-SST-VD, PMT.101-SST-VD, Visually Detectable SUPER-technopolymer

Produced from FDA compliant raw material.
Threadings: M10 - M12 - M16 - M20



GN 412.1
Mounting Blocks
Zinc Die Casting, for Indexing Plungers / Cam Action Indexing Plungers

Mounting from the front or back. Threaded hole for the plunger: M8, M10, M12, M12x1.5, M16, M16x1.5, M20, M20x1.5



GN 412.2
Positioning Bushings
Steel, for Indexing Plungers / Cam Action Indexing Plungers, with Collar

Threadings: M12x1.5, M16x1.5



GN 412.4
Positioning Bushings
Stainless Steel, for Indexing Plungers / Cam Action Indexing Plungers, with Collar

Threadings: M12x1.5, M16x1.5



GN 412.3
Positioning Bushings
Steel, for Indexing Plungers / Cam Action Indexing Plungers, with Ramping Cone

Threadings: M12x1.5, M16x1.5



GN 412.5
Positioning Bushings
Stainless Steel , for Indexing Plungers / Cam Action Indexing Plungers, with Ramping Cone

Threadings: M12x1.5, M16x1.5



ELESA and GANTER models all rights reserved in accordance with the law.
Always mention the source when reproducing our drawings.

8.1 Indexing plungers

Continues

GN 722.1
Spring Latches
Steel / Stainless Steel, for Welding



Square or round. Latch revieted or screwed. Removable or not removable.
Plunger Ø: 8 - 10 - 12 - 14 - 16 - 20 mm

GN 724.1
Spring Latches
Steel / Stainless Steel, with Chamfered Pin, for Welding



Chamfer top, bottom, right, left, or unmounted.
Plunger Pin Ø: 13 - 20 mm

GN 722.2
Spring Latches
Steel / Stainless Steel, with Flange for Surface Mounting



Latch position right angled or parallel to mounting holes.
Plunger Ø: 8 - 10 - 12 - 14 - 16 - 20 mm

GN 724.2-ST
Spring Latches
Steel, with Chamfered Pin, with Flange for Surface Mounting



Latch position right angled or parallel to mounting holes.
Plunger Pin Ø: 13 - 20 mm

GN 724.2-NI
Spring Latches
Stainless Steel, with Chamfered Pin, with Flange for Surface Mounting



Latch arm position per pendicular or parallel to the flange. Chamfer top, bottom, right, or left.
Plunger Pin Ø: 13 - 20 mm

GN 722.3
Spring Latches
Steel / Stainless Steel, with Flange for Surface Mounting



Left or right indexing cam.
Plunger Ø: 8 - 10 - 12 - 14 - 16 - 20 mm

GN 724.3-ST
Spring Latches
Steel, with Chamfered Pin, with Flange for Surface Mounting



Left or right indexing cam. Chamfer top, bottom, right, or left. Without or with catch.
Plunger Pin Ø: 13 - 20 mm

GN 724.3-NI
Spring Latches
Stainless Steel, with Chamfered Pin, with Flange for Surface Mounting



Left or right indexing cam. Chamfer top, bottom, right, or left. Without or with catch.
Plunger Pin Ø: 13 - 20 mm

8.2 Cam action indexing plungers

GN 612.3
Cam Action Indexing Plungers
Steel / Stainless Steel, for Welding



Without or with plastic cap.
Plunger Ø: 6 - 8 - 10 - 12 mm

GN 712
Cam Action Indexing Plungers
Guide Steel, Latch Plastic, Plunger Pin in Standard Position Protruded



Without or with rest position, with safety-rest position. Without or with lock nut. Guide in stainless steel on request.
Plunger Ø: 6 - 8 - 10 mm

ELESA and GANTER models all rights reserved in accordance with the law.
Always mention the source when reproducing our drawings.

8.2 Cam action indexing plungers

Continues

Material

- Stainless steel
- Steel
- Technopolymer
- Zinc Die Casting

GN 712.1
Cam Action Indexing Plungers
Steel, Latch Plastic, Plunger Pin in Standard Position Retracted



Without or with rest position, with safety-rest position. Without or with lock nut. Guide in stainless steel on request.
Plunger Ø: 6 - 8 mm

GN 612.1
Mounting Blocks
Steel / Stainless Steel, or Indexing Plungers / Cam Action Indexing Plungers



Mounting hole parallel or vertical to plunger.
Threaded hole for the plunger: M12x1.5, M16x1.5 and M20x1.5.

GN 612.2
Cam Action Indexing Plungers
Steel, with Flange for Surface Mounting



Without or with plastic cap.
Plunger Ø: 6 - 8 - 10 - 12 mm

GN 612.9
Cam Action Indexing Plungers
Zinc Die Casting, with Flange for Surface Mounting



Plunger Ø: 6 - 8 - 10 - 12 mm

GN 612.10
Cam Action Indexing Plungers
Zinc Die Casting, with Flange for Surface Mounting



Plunger Ø: 6 - 8 - 10 - 12 mm

GN 612.8
Cam Action Indexing Plungers
Zinc Die Casting



Without or with lock nut.
Plunger Ø: 4 - 5 - 6 - 8 - 10 - 12 mm

GN 612
Cam Action Indexing Plungers
Steel / Stainless Steel



Without or with plastic cap.
Without or with lock nut.
Plunger Ø: 4 - 5 - 6 - 8 - 10 - 12 mm

PMT.200
Lever indexing plungers
with rest position, SUPER-technopolymer body



Black-oxide hardened steel or AISI 303 stainless steel plunger.
Plunger Ø: 4 - 5 - 6 - 8 - 10 mm

GN 721
Cam Action Indexing Plungers
Steel, without Locking Function, with 180° Limit Stop



Right-hand or left-hand lock.
With plastic cap and/or lock nut.
Plunger Ø: 5 - 6 - 8 - 10 mm

GN 721.1
Cam Action Indexing Plungers
Steel, with Locking Function, with 180° Limit Stop



Right-hand or left-hand lock.
With plastic cap and/or lock nut.
Plunger Ø: 5 - 6 - 8 - 10 mm

ELESA and GANTER models all rights reserved in accordance with the law.
Always mention the source when reproducing our drawings.

8.2 Cam action indexing plungers

Continues

GN 721.5
Cam Action Indexing Plungers
Stainless Steel, without Locking Function, with 180° Limit Stop

Right-hand or left-hand lock.
With plastic cap and/or lock nut.
Plunger Ø: 5 - 6 - 8 - 10 mm



INOX STAINLESS STEEL

GN 721.6
Cam Action Indexing Plungers
Stainless Steel, with Locking Function, with 180° Limit Stop

Right-hand or left-hand lock.
With plastic cap and/or lock nut.
Plunger Ø: 5 - 6 - 8 - 10 mm



INOX STAINLESS STEEL

8.3 Lock pins

Material

- Stainless steel
- Steel
- Titanium

GN 113.3
Ball Lock Pins
Stainless Steel AISI 303, with Finger Recess

Plunger Ø: 5 - 6 - 8 - 10 - 12 - 16 - 20 - 25 mm



INOX STAINLESS STEEL

GN 113.1
Ball Lock Pins
Stainless Steel, with Clamping Length Compensation

Plunger Ø: 6 - 8 - 10 - 12 mm



INOX STAINLESS STEEL

GN 113.4
Ball Lock Pins
Stainless Steel AISI 630, with Finger Recess

Plunger Ø: 5 - 6 - 8 - 10 - 12 - 16 - 20 - 25 mm



INOX STAINLESS STEEL

GN 113.5
Ball Lock Pins
Stainless Steel AISI 303, Knob Plastic

Plunger Ø: 5 - 6 - 8 - 10 - 12 - 16 mm



INOX STAINLESS STEEL

GN 113.6
Ball Lock Pins
Stainless Steel AISI 630, Knob Plastic

Plunger Ø: 5 - 6 - 8 - 10 - 12 - 16 mm



INOX STAINLESS STEEL

GN 113.7
Ball Lock Pins
Stainless Steel AISI 303, T-Handle Plastic

Plunger Ø: 5 - 6 - 8 - 10 - 12 - 16 - 20 - 25 mm



INOX STAINLESS STEEL

GN 113.8
Ball Lock Pins
Stainless Steel AISI 630, T-Handle Plastic

Plunger Ø: 5 - 6 - 8 - 10 - 12 - 16 - 20 - 25 mm



INOX STAINLESS STEEL

GN 113.9
Ball Lock Pins
Stainless Steel AISI 303

Plunger Ø: 5 - 6 - 8 - 10 - 12 - 16 - 20 - 25 mm



INOX STAINLESS STEEL

ELESA and GANTER models all rights reserved in accordance with the law.
Always mention the source when reproducing our drawings.

8.3 Lock pins

Continues

GN 113.10
Ball Lock Pins
Stainless Steel AISI 630



Plunger Ø: 5 - 6 - 8 - 10 - 12 - 16 - 20 - 25 mm

INOX STAINLESS STEEL

GN 113.11
Ball Lock Pins
Stainless Steel AISI 303,
L-Handle Plastic



Plunger Ø: 5 - 6 - 8 - 10 - 12 - 16 - 20 - 25 mm

INOX STAINLESS STEEL

GN 113.12
Ball Lock Pins
Stainless Steel AISI 630,
L-Handle Plastic



Plunger Ø: 5 - 6 - 8 - 10 - 12 - 16 - 20 - 25 mm

INOX STAINLESS STEEL

GN 113.20
Ball Lock Pins
Stainless Steel,
Handle Aluminium



With mushroom shaped handle, L-handle, or T-handle.
Plunger Ø: 5 - 6 - 8 - 10 - 12 mm

INOX STAINLESS STEEL

GN 113.30
Ball Lock Pins
Titanium



With finger recess, L-handle, or T-handle. With round knobs on request.
Plunger Ø: 6 - 8 - 10 mm

GN 314
Locking Pins
Stainless Steel, L-Handle Plastic, Lockable



With L-handle. With key (keyed alike or keyed differently).
Plunger Ø: 8 - 10 - 12 - 16 - 20 mm

INOX STAINLESS STEEL

GN 114.2
Locking Pins
Steel, Knob Plastic,
with Axial Lock (Pawl)



Plunger Ø: 6 - 8 - 10 - 12 - 16 - 20 mm

GN 114.3
Locking Pins
Stainless Steel, Knob Plastic,
with Axial Lock (Pawl)



Plunger Ø: 6 - 8 - 10 - 12 - 16 - 20 mm

INOX STAINLESS STEEL

GN 114.6
Locking Pins
Stainless Steel,
with Axial Lock (Pawl)



Plunger Ø: 6 - 8 - 10 - 12 - 16 - 20 mm

INOX STAINLESS STEEL

GN 114.7
Locking Pins
Steel, T-Handle Plastic, with Axial Lock (Pawl)



Plunger Ø: 6 - 8 - 10 - 12 - 16 - 20 mm

ELESA and GANTER models all rights reserved in accordance with the law.
Always mention the source when reproducing our drawings.

8.3 Lock pins

Continues

GN 114.8
Locking Pins
Stainless Steel, T-Handle Plastic, with Axial Lock (Pawl)



Plunger Ø: 6 - 8 - 10 - 12 - 16 - 20 mm

INOX STAINLESS STEEL

GN 114.11
Locking Pins
Steel, L-Handle Plastic, with Axial Lock (Pawl)



Plunger Ø: 6 - 8 - 10 - 12 - 16 - 20 mm

GN 114.12
Locking Pins
Stainless Steel, L-Handle Plastic, with Axial Lock (Pawl)



Plunger Ø: 6 - 8 - 10 - 12 - 16 - 20 mm

INOX STAINLESS STEEL

GN 214.2
Locking Pins
Steel, with Axial Lock (Pawl)



Plunger Ø: 6 - 8 - 10 - 12 - 16 mm

GN 214.3
Locking Pins
Stainless Steel, Plastic Slide, with Axial Lock (Pawl)



Plunger Ø: 6 - 8 - 10 - 12 - 16 mm

INOX STAINLESS STEEL

GN 214.6
Locking Pins
Stainless Steel, Stainless Steel Slide, with Axial Lock (Pawl)



Plunger Ø: 6 - 8 - 10 - 12 - 16 mm

INOX STAINLESS STEEL

GN 124.1
Locking Pins
Stainless Steel, with Axial Lock (Magnetic)



Plunger Ø: 6 - 8 - 10 - 12 mm

INOX STAINLESS STEEL

GN 124.2
Locking Pins
Stainless Steel, with Axial Lock (Ball Retainer)



Plunger Ø: 6 - 8 - 10 - 12 mm

INOX STAINLESS STEEL

GN 124.3
Locking Pins
Stainless Steel, with Axial Lock (Ball Retainer)



Plunger Ø: 8 - 10 - 12 mm

INOX STAINLESS STEEL

GN 2342
Assembly Pins
Stainless Steel



With plain washer, washer with eyelet, or washer with mounting shackle. Without cross holes or with cross hole for spring cotter pin GN 1024.
Plunger Ø: 8 - 10 - 12 - 16 - 20 mm

INOX STAINLESS STEEL

ELESA and GANTER models all rights reserved in accordance with the law.
Always mention the source when reproducing our drawings.

8.3 Lock pins

Continues

GN 2344
Retaining Washers
Stainless Steel

With eyelet or mounting shackle.
Diameters: 4.3 - 5.3 - 6.4 mm



INOX STAINLESS STEEL

GN 1140
Holding Bushings
Stainless Steel, for Ball Lock Pins / Locking Pins

With collar or countersunk head.
Threadings: M12 - M14 - M16 - M20 - M24 - M30



INOX STAINLESS STEEL

8.4 Spring plungers

Material

- Aluminium
- Brass
- Plastic
- Stainless steel
- Steel
- Zinc Die Casting

GN 615
Spring Plungers
Steel / Stainless Steel, with Ball, with Slot

Standard or high spring load.
Threadings: M2 - M3 - M4 - M5 - M6 - M8 - M10 - M12 - M16 - M20 - M24



INOX STAINLESS STEEL

GN 615.4
Spring Plungers
Steel / Stainless Steel, with Bolt, with Internal Hex

Standard or high spring load.
Threadings: M4 - M5 - M6 - M8 - M10 - M12 - M16 - M20 - M24



INOX STAINLESS STEEL

GN 615.1
Spring Plungers
Steel / Stainless Steel, with Bolt, with Slot

Standard or high spring load.
Threadings: M4 - M5 - M6 - M8 - M10 - M12 - M16 - M20 - M24



INOX STAINLESS STEEL

GN 815
Spring Plungers
Steel / Stainless Steel, with Ball, with Collar, with Slot

Standard or high spring load.
Threadings: M4 - M5 - M6 - M8 - M10 - M12



INOX STAINLESS STEEL

GN 815.1
Spring Plungers
Steel / Stainless Steel, with Ball, with Collar, with Internal Hex

Standard or high spring load.
Threadings: M4 - M5 - M6 - M8 - M10 - M12



INOX STAINLESS STEEL

GN 513
Spring Elements
Steel

Female thread, pointed nose, semi-sperical, or prism (120°).
Standard or high spring load.
Threadings: M12x1.5 - M16x1.5 - M20x1.5



GN 615.2
Spring Plungers
Plastic, with Ball, with Slot

Threadings: M6 - M8 - M10



INOX STAINLESS STEEL

GN 615.5
Spring Plungers
Stainless Steel, with Ceramic Ball

Standard or high spring load.
Threadings: M4 - M5 - M6 - M8 - M10 - M12 - M16



INOX STAINLESS STEEL

ELESA and GANTER models all rights reserved in accordance with the law.
Always mention the source when reproducing our drawings.

8.4 Spring plungers

Continues

GN 615.7
Spring Plungers
Steel, with Limit Switch



Normally open or closed.
Threadings: M6 - M8 - M10

GN 615.8
Spring Plungers
Steel, Stainless Steel, Ball with Friction Bearing, with Slot



Standard or high spring load.
Threadings: M5 - M6 - M8 - M10 - M12 - M16

INOX STAINLESS STEEL

GN 615.9
Spring Plungers
Steel / Stainless Steel, Ball with Friction Bearing, with Internal Hex



Standard or high spring load.
Threadings: M5 - M6 - M8 - M10 - M12 - M16

INOX STAINLESS STEEL

GN 615.10
Spring Plungers
Stainless Steel, with Ceramic Ball, with Friction Bearing, with Slot



Standard or high spring load.
Threadings: M5 - M6 - M8 - M10 - M12 - M16

INOX STAINLESS STEEL

GN 614.3
Spring Plungers
Stainless Steel, without Thread, with Ball



Standard or high spring load.
Diameters: 2 - 2.5 - 3 - 3.5 - 4 - 4.5 - 5 - 5.5 - 6 8 - 10 - 12 mm

INOX STAINLESS STEEL

GN 614.7
Spring Plungers
Stainless Steel, Press-Fit Type, Long Version, with Ball



Diameters: 4 - 5 - 6 - 8 - 10 mm

INOX STAINLESS STEEL

GN 614.8
Spring Plungers
Stainless Steel, without Thread, Ball with Friction Bearing



Diameters: 4 - 5 - 6 - 8 - 10 - 12 mm

INOX STAINLESS STEEL

GN 614.4
Spring Plungers
Stainless Steel, Press-On Type, with Bolt



Diameters: 4 - 5 - 6 - 8 - 10 mm

INOX STAINLESS STEEL

GN 614.6
Spring Plungers
Steel / Stainless Steel, without Thread, with Collar



Standard spring load.
Diameters: 6 - 8 - 10 - 12 mm

INOX STAINLESS STEEL

GN 614.5
Spring Plungers
Plastic, Press on Type, with Ball



Diameters: 4 - 5 - 6 - 8 - 10 mm

INOX STAINLESS STEEL

ELESA and GANTER models all rights reserved in accordance with the law.
Always mention the source when reproducing our drawings.

8.4 Spring plungers

Continues

GN 715
Side Thrust Pins
Aluminium, Thrust Pin Steel / Plastic, Press-On Type



Without or with seal.
Thrust Pin Diameters: 3 - 5 - 6 - 8 - 10 mm

GN 714
Side Thrust Pins
Aluminium, without Pressure Pin, Press-On Type



Diameters: 10 - 16 mm

GN 713
Side Thrust Pins
Steel, Thrust Pin Steel / Plastic, with Thread



Without or with seal.
Thrust Pin Diameters: 5 - 6 - 10 mm

GN 713.1
Mounting Tools
for Side Thrust Pins GN 713, Steel



Identification No.: 5.6 - 10 mm

GN 715.1
Mounting Tools
for Side Thrust Pins GN 715 / GN 714, Steel



Identification No.: 3 - 5.6 - 8 - 10 mm

GN 715.2
Eccentric Bushings
for Side Thrust Pins GN 714 / GN 715, Steel



Dimensions: 6 - 10 - 12 - 16 mm

GN 716
Side Thrust Pins
Stal, Press-On Type



One-sided or on both sides. Ball stainless steel, plastic, or steel.
Diameters: 8 - 10 - 12 - 14 - 16 - 18 - 22 mm

GN 610
Spring Loaded Shells
Steel / Stainless Steel



Semi-spherical, semi-spherical with collar, or pointed nose.
Dimensions: 2.2 - 2.6 - 3 - 3.4 - 4 - 5 mm

INOX STAINLESS STEEL

GN 249.1
Ball Buttons
Steel, for Spring Plungers



Diameters: 4 - 6 - 8 - 10 - 12 - 16 - 20 mm

GN 250
Indent Blocks
Steel, for Spring Plungers



Dimensions: 8.5 - 10.5 mm

ELESA and GANTER models all rights reserved in accordance with the law.
Always mention the source when reproducing our drawings.

8.4 Spring plungers

Continues

GN 614.2
Spring Plungers
Brass, Press-On Type, Ball Double Ended



Diameters: 2.5 - 3 - 4 - 5 - 6 - 7 - 8 mm

GN 614
Spring Plungers
Stainless Steel / Brass / Plastic, Ball Stainless Steel / Plastic, Press-On Type



Standard, light, or high spring load.
Diameters: 3 - 4 - 5 - 6 - 8 - 10 - 12 mm

INOX STAINLESS STEEL

GN 614.1
Side Thrust Pins
Zinc Die Casting



Mounting on the left, right, or on both sides. With or without spring plunger.
Diameters: 6 - 8 mm

GN 3492
Mounting Blocks
Stainless Steel



Mounting on both sides.
Threadings: M4 - M5 - M6 - M8 - M10

INOX STAINLESS STEEL · PROFILE COMPATIBLE

GN 415
Side Thrust Pins
Zinc Die Casting



Cylinder horizontal or vertical. Wedge top, down, right, or left. Standard or high spring load.
Dimensions: 22 - 32 - 39 mm

GN 616
Spring Plungers
Steel / Stainless Steel, Bolt Steel / Stainless Steel / Plastic



Standard or high spring load. Partially with thread lock PFB / MVK on request.
Threadings: M3 - M4 - M5 - M6 - M8 - M10 - M12 - M16 - M20 - M24

INOX STAINLESS STEEL

GN 616.1
Spring Plungers
Steel / Stainless Steel, with Sealed Bolt



Standard or high spring load.
Threadings: M8 - M10 - M12 - M16

INOX STAINLESS STEEL

GN 616.2
Spring Plungers
Steel / Stainless Steel / Plastic, with Collar, with Ball, with Front Slot



Housing steel, stainless steel, or plastic. Ball stainless steel or plastic.
Threadings: M4 - M5 - M6 - M8 - M10 - M12

INOX STAINLESS STEEL

GN 611.2
Mounting Tools
for Spring Plungers GN 616.2, Steel



Thread Ø: M4 - M5 - M6 - M8 - M10 - M12

GN 611
Spring Plungers
Steel / Stainless Steel, with Bolt, Long Version



Standard or high spring load.
Threadings: M10 - M12 - M16 - M24

INOX STAINLESS STEEL

ELESA and GANTER models all rights reserved in accordance with the law.
Always mention the source when reproducing our drawings.

8.4 Spring plungers

Continues

GN 611.5
Mounting Tools
for Spring Plungers GN 611 / GN 616 / GN 616.1, Steel



Thread-Ø: M3 - M4 - M5 - M6 - M8 - M10 - M12 - M16 - M20 - M24

GN 615.3
Spring Plungers
Steel / Stainless Steel, with Ball, with Internal Hex



Standard or high spring load. Threadings: M3 - M4 - M5 - M6 - M8 - M10 - M12 - M16 - M20 - M24

INOX STAINLESS STEEL

ELESA and GANTER models all rights reserved in accordance with the law.
Always mention the source when reproducing our drawings.

9 | MACHINE ELEMENTS



Screws | Thrust pads | Rings | Washers | Nuts | Positioning elements | Quick release couplings | Cam locking levers | Lifting accessories | Retaining cables, lashing straps, carabiners | Cable glands

A comprehensive range of machine elements for locking, fastening and positioning in mechanical and industrial applications.
This range presents the most traditional components for the mechanical market, including screws, grub screws, thrust pads, rings, washers, nuts, cam locking levers, quick release couplings, lifting accessories, retaining cables, lashing straps, and carabiners.

9.1 Screws

Material

- Aluminium
- Stainless steel
- Steel

ISO 7379
Shoulder Screws
Steel / Stainless Steel, with Collar



Threadings: M3 - M4 - M5 - M6 - M8 - M10 - M12 - M16 - M20

DIN 6332
Grub Screws
Steel / Stainless Steel, with Thrust Point



Hardened or not hardened.
Threadings: M6 - M8 - M10 - M12 - M16 - M20

GN 632.1
Grub Screws
Steel, with Ball Point, for Thrust Pads



Threadings: M6 - M8 - M10 - M12

GN 632.5
Grub Screws
Stainless Steel, with Ball Point, for Thrust Pads



Threadings: M6 - M8 - M10 - M12

GN 1580
Nuts / Screws
Stainless Steel, Hygienic Design



Matte finish or polished finish (Ra < 0.8 µm). With HNBR, EPDM or FKM sealing ring.
Threadings: M4 - M5 - M6 - M8 - M10 - M12 - M16 - M20

GN 1581
Screws
Stainless Steel, Low-Profile Head, Hygienic Design



Matte finish or polished finish (Ra < 0.8 µm). With HNBR, EPDM or FKM sealing ring.
Threadings: M4 - M5 - M6 - M8 - M10 - M12 - M16 - M20

GN 1582
Screws
Stainless Steel, with Recessed Stud for Loss Protection, Hygienic Design



Without additional lock washer.
Matte finish or polished finish (Ra < 0.8 µm). With HNBR, EPDM or FKM sealing ring.
Threadings: M5 - M6 - M8 - M10

GN 3113
Combination Wrench
Aluminum, for Hygienic Design Standard Parts



Open-ended combination wrench, hex flat.
For hex size: 7 - 8 - 10 - 11 - 13 - 14 - 15 - 16 - 17 - 18 - 19 - 22 - 24 - 27 - 30 mm

ELESA and GANTER models all rights reserved in accordance with the law.
Always mention the source when reproducing our drawings.

9.1 Screws

Continues

GN 3124
Sockets
Aluminum, for Hygienic Design Standard Parts



Short version.
For hex size: 7 - 8 - 10 - 11 - 13 - 16 - 18 - 22 - 24 - 27 - 30 mm

HD

GN 912.2
Captive Socket Cap Screws
Stainless Steel, with Recessed Stud for Loss Protection



Threadings: M3 - M4 - M5 - M6 - M8

INOX STAINLESS STEEL

GN 7984.2
Socket Cap Screws
Stainless Steel, with Low-Profile Head, with Recessed Stud for Loss Protection



Threadings: M3 - M4 - M5 - M6 - M8

INOX STAINLESS STEEL

GN 7045.2
Pan Head Screws
Stainless Steel, with Phillips Drive, with Recessed Stud for Loss Protection



Threadings: M3 - M4 - M5 - M6 - M8

INOX STAINLESS STEEL

GN 912.3
Socket Cap Screws
Stainless Steel, with Reduced Head Diameter, with Internal Hex



Threadings: M3 - M4 - M5 - M6 - M8 - M10

INOX STAINLESS STEEL

GN 14580.5
Socket Cap Screws
Steel / Stainless Steel, with Low-Profile Head, with Internal Hexalobular



Head height k significantly reduced.
Threadings: M3 - M4 - M5

INOX STAINLESS STEEL

GN 7984.3
Socket Cap Screws
Steel, with Low-Profile Head and Reduced Head Diameter, with Internal Hex



Threadings: M3 - M4 - M5 - M6 - M8 - M10

GN 252
Blanking Plugs
Steel



Without thread coating, or with thread coating (polyamide allround coating).
Threadings: M12x1.5 - M16x1.5 - M20x1.5 - M24x1.5 - M27x1.5 - M30x1.5 - M33x1.5

GN 252.5
Blanking Plugs
Stainless Steel



Without thread coating, or with thread coating (polyamide allround coating).
Threadings: M12x1.5 - M16x1.5 - M20x1.5 - M24x1.5 - M27x1.5

INOX STAINLESS STEEL

GN 732.1
Cylinder Head Shoulder Bolts
Steel / Stainless Steel



Threadings: M5 - M6 - M8 - M10 - M12 - M14

INOX STAINLESS STEEL

ELESA and GANTER models all rights reserved in accordance with the law.
Always mention the source when reproducing our drawings.

9.1 Screws

Continues

GN 913.2
Grub Screws
Steel, with Hardened Pivot



With semi-spherical or pointed pivot.
Threadings: M5 - M6 - M8 - M10

GN 913.3
Grub Screws
Steel, with Brass / Plastic Pivot



Threadings: M3 - M4 - M5 - M6 - M8 - M10 - M12

GN 913.5
Grub Screws
Stainless Steel, with Brass / Plastic Pivot



Threadings: M3 - M4 - M5 - M6 - M8 - M10 - M12

INOX STAINLESS STEEL

GN 806
Protective Caps
Threaded Bushing Steel



Protective cap (without nut), or with tapped bushing.
Threadings: M4 - M5 - M6 - M8 - M10 - M12

GN 251
Setting Bolts
Steel



Locating surface with rounded end hardened, or with Polyurethane disc.
Threadings: M3 - M4 - M5 - M6 - M8 - M10 - M12 - M16

GN 251.2
Setting Bolts
Steel, with Limit Switch



Normally open or closed.
Threadings: M6 - M8 - M10

GN 1524
Swing Bolts
Steel / Stainless Steel, with Long Threaded Bolt



Threadings: M6 - M8 - M10 - M12 - M16 - M20 - M24

INOX STAINLESS STEEL

GN 933.5
Hex Head Screws
Stainless Steel, with Brass / Plastic / Spherical Pivot



Threadings: M6 - M8 - M10

INOX STAINLESS STEEL

GN 605
Ball Point Screws
Steel / Stainless Steel



Full ball, or flat ball (with swivel limiting stop, corrugated).
Ball point screws (full) plastic ball on request.
Threadings: M4 - M5 - M6 - M6x0.75 - M8 - M8x1 - M10 - M10x1 - M12 - M16

INOX STAINLESS STEEL

GN 606
Ball Point Screws
Steel / Stainless Steel



Full ball, or flat ball (with swivel limiting stop, corrugated).
Ball point screws (full) plastic ball on request.
Threadings: M4 - M5 - M6 - M8 - M10 - M12 - M16

INOX STAINLESS STEEL

ELESA and GANTER models all rights reserved in accordance with the law.
Always mention the source when reproducing our drawings.

9.1 Screws

Continues

DIN 444
Swing Bolts
Steel / Stainless Steel



Threadings: M5 - M6 - M8 - M10 - M12 - M16 - M20

INOX STAINLESS STEEL

DIN 6379
Studs
Steel, for T-Nuts



Threadings: M6 - M8 - M10 - M12 - M14 - M16 - M20 - M24

GN 444.2
Swing Nuts
Steel



Threadings: M6 - M8 - M10 - M12

9.2 Thrust pads

Material

- Stainless steel
- Steel
- Technopolymer

DIN 6311
Thrust Pads
for Grub Screws DIN 6332, for Tommy Screws DIN 6304 / DIN 6306, Steel / Stainless Steel



With snap ring.
Diameters: 12 - 16 - 20 - 25 - 32 - 40 mm

INOX STAINLESS STEEL

GN 6311.1
Thrust Pads
for Grub Screws DIN 6332, for Tommy Screws DIN 6304 / DIN 6306, Steel / Stainless Steel



Thrust pad surface plane or with detent. Without or with plastic cap.
Diameters: 12 - 16 - 20 - 25 - 32 - 40 mm

INOX STAINLESS STEEL

GN 631
Thrust Pads
Plastic, for Standard Parts with Ball Point



Diameters: 15 - 18 - 21 - 25 - 32 - 40 - 50 mm

GN 631.5
Thrust Pads
Stainless Steel, for Standard Parts with Ball Point



Diameters: 21 - 25 - 32 - 40 - 50 mm

INOX STAINLESS STEEL

GN 346
Ball Joint Thrust Pads
Steel



Diameters: 16 - 20 - 24 - 30 mm

GN 347
Hex Nuts with Ball Socket
Steel



Diameters: 17 - 21 - 24 - 30 - 36 - 44 mm

ELESA and GANTER models all rights reserved in accordance with the law.
Always mention the source when reproducing our drawings.

9.2 Thrust pads

Continues

GN 709.1
Clamping Pads
Steel, with Threaded Stud



Smooth or serrated contact face, with automatic return and/or hard metal ball.
Threadings: M6 - M8 - M10 - M12 - M16 - M20 - M24

GN 709.2
Clamping Pads
Steel, with Press Fit / Internal Thread



Smooth or serrated contact face, with automatic return. Serrated hard metal ball on request.
Diameters: 12 - 18 - 28 mm

GN 709.3
Clamping Pads
Steel, Adjustable



Smooth or serrated contact face, with automatic return.
Threadings: M8 - M10 - M12 - M16 - M20 - M24 - M30x1.5

GN 709.15
Clamping Pads
Stainless Steel, with Threaded Stud



Smooth or serrated contact face, with automatic return and/or hard metal ball.
Threadings: M6 - M8 - M10 - M12 - M16 - M20 - M24

INOX STAINLESS STEEL

GN 709.25
Clamping Pads
Stainless Steel, with Press Fit / Internal Thread



Smooth contact face, with automatic return. Serrated hard metal ball on request.
Diameters: 12 - 18 - 28 mm

INOX STAINLESS STEEL

GN 709.35
Clamping Pads
Stainless Steel, Adjustable



Smooth contact face, with automatic return.
Threadings: M8 - M10 - M12 - M16 - M20 - M24 - M30x1.5

INOX STAINLESS STEEL

GN 709.6
Clamping Pads
Steel, Adjustable



Ball steel or plastic. Smooth or serrated contact face.
Threadings: M6 - M8

GN 709.7
Clamping Pads
Steel, with Internal Thread



Ball steel or plastic. Smooth or serrated contact face.
Diameters: 10 - 13 mm

GN 709.8
Clamping Pads
Steel, Adjustable



Ball steel or plastic. Smooth or serrated contact face.
Threadings: M12 - M16

GST-SB
Grub screws
with ball end and hexagon socket, SUPER-technopolymer



It can be used to make different locking systems in conjunction with GN 631 thrust pads.
Threadings: M6 - M8

SUPER TECHNO POLYMER PA

ELESA and GANTER models all rights reserved in accordance with the law.
Always mention the source when reproducing our drawings.

9.2 Thrust pads

Continues

GST-SV
Grub screws
Technopolymer thrust pad, SUPER-technopolymer screw



For forceful locking.
These screws are for use on irregular or non-parallel surfaces due to the thrust pad, which allows clamping without transmitting rotation to the surface.
Threadings: M6 - M8 - M10

SUPER TECHNO POLYMER | PA | POM

9.3 Rings

Material

- Aluminium
- Stainless steel
- Steel
- Technopolymer
- Zinc Die Casting

GN 705
Shaft Collars
Steel, Zinc Plated, Blackened / Stainless Steel



Grub screw with slot ISO 7434 (DIN 553), or with internal hexagon DIN 914.
Internal Diameters: 5 - 6 - 7 - 8 - 9 - 10 - 11 - 12 - 13 - 14 - 15 - 16 - 18 - 20 - 22 - 24 - 25 - 26 - 28 - 30 - 32 - 34 - 35 - 36 - 38 - 40 - 42 - 45 - 48 - 50 - 52 - 55 - 60 - 65 - 70 - 75 - 80 mm

INOX STAINLESS STEEL

GN 706.2
Semi-Split Shaft Collars
Steel / Stainless Steel / Aluminum



Internal Diameters: 16 - 20 - 22 - 26 - 30 - 32 - 36 - 42 - 48 - 55 - 60 - 65 mm

INOX STAINLESS STEEL

GN 7062.1
Semi-Split Shaft Collars
Stainless Steel, with Extension-Tapped Holes



Extension-tapped holes radial or axial.
Diameters: 30 - 32 - 36 - 42 - 48 - 55 - 60 - 65 mm

INOX STAINLESS STEEL

GN 7062.2
Semi-Split Shaft Collars
Stainless Steel, with Flange Holes



With two through holes, two countersunk holes for socket cap screws, or two tapped holes.
Diameters: 30 - 32 - 36 - 42 - 48 - 55 - 60 - 65 mm

INOX STAINLESS STEEL

GN 7062.3
Semi-Split Shaft Collars
Stainless Steel, with Damping Washer



Diameters: 30 - 32 - 36 - 42 - 48 - 55 - 60 - 65 mm

INOX STAINLESS STEEL

GN 707.2
Split Shaft Collars
Steel / Aluminum / Stainless Steel



Diameters: 16 - 20 - 22 - 26 - 30 - 32 - 36 - 42 - 48 - 55 - 60 - 65 mm

INOX STAINLESS STEEL

GN 7072.1
Split Shaft Collars
Stainless Steel, with Extension-Tapped Holes



Extension-tapped holes radial or axial.
Diameters: 30 - 32 - 36 - 42 - 48 - 55 - 60 - 65 mm

INOX STAINLESS STEEL

GN 7072.2
Split Shaft Collars
Stainless Steel, with Flange Holes



With two through holes, two countersunk holes for socket cap screws, or two tapped holes.
Diameters: 30 - 32 - 36 - 42 - 48 - 55 - 60 - 65 mm

INOX STAINLESS STEEL

ELESA and GANTER models all rights reserved in accordance with the law.
Always mention the source when reproducing our drawings.

9.3 Rings

Continues

GN 7072.3
Split Shaft Collars
Stainless Steel, with Damping Washer



Diameters: 30 - 32 - 36 - 42 - 48 - 55 - 60 - 65 mm

INOX STAINLESS STEEL

GN 707.4
Split Shaft Collars
Steel / Stainless Steel / Aluminum, with Hand Lever



Diameters: 16 - 20 - 22 - 26 - 30 - 32 - 36 - 42 - 48 - 55 - 60 - 65 mm

INOX STAINLESS STEEL

GN 311
Adjustable Hand Levers
Zinc Die Casting, Insert Stainless Steel, for Shaft Collars



Threadings: M3 - M4 - M5 - M6

GN 7062.10
Sensor Holders
for Shaft Collars GN 7062.1 / GN 7072.1, Stainless Steel



Angled.
Internal Diameters: B8 - B12 - B18 - B30 mm

INOX STAINLESS STEEL

GN 7062.30
Damping Washers
Elastomer, for Semi-Split Shaft Collars



Diameters: 30 - 32 - 36 - 42 - 48 - 55 - 60 - 65 mm

GN 7072.30
Damping Washers
Elastomer, for Split Shaft Collars



Diameters: 30 - 32 - 36 - 42 - 48 - 55 - 60 - 65 mm

ANPS
Dismountable split set collars
Clamping assembly, technopolymer



Suitable for assembly on idle shafts as end stops, for fixing end limit switches, pulleys, supporting pins or other l components.
Internal Diameters: from 12 to 70 mm

PA

ANPS-Q
Dismountable split square set collars
Clamping assembly, technopolymer



Suitable for assembly on idle shafts as end stops, for fixing end limit switches, pulleys, supporting pins or other components.
Internal square hole: 25 - 30 - 40 - 50 - 60 mm

PA

GN 706.3
Threaded Shaft Collars
Steel / Stainless Steel



Threadings: M8 - M8x1 - M10 - M10x1 - M12 - M12x1.5 - M16 - M16x1.5 - M20 - M20x1.5 - M24x1.5 - M30x1.5

INOX STAINLESS STEEL

GN 826
Clamping Elements
Aluminum, for Adjustable Spindles



Clamping screw with adjustable handle or internal hex.
Diameters: 40 - 50 - 60 mm

ELESA and GANTER models all rights reserved in accordance with the law.
Always mention the source when reproducing our drawings.

9.3 Rings

Continues

GN 704
Quick Release Shaft Collars
Aluminum



Internal Diameters: B6 - B8 - B10 - B12 - B14 - B15 - B16 - B20 - B25 - B28 - B30 - B32 - B35 - B38 - B40 - B42 - B45 - B48 -B50 - B54 - B55 - B60 - B65 - B70 - B75

GN 706.4
Semi-Split Shaft Collars
Steel / Aluminum / Stainless Steel, with Adjustable Hand Lever



Internal Diameters: B4 - B5 - B6 - B8 - B10 - B12 - B14 - B15 - B16 - B18 - B20 - B22 - B25 - B28 - B30 - B32 - B35 - B40

INOX STAINLESS STEEL

9.4 Washers

Material

- Stainless steel
- Steel
- Technopolymer
- Zinc Die Casting

DIN 6319
Spherical / Dished Washers
Steel / Stainless Steel



Not hardened washers and spherical washers (enlarged outer diameter) on request.
Diameters: 6.4 - 7.1 - 8.4 - 9.6 - 10.5 - 12 - 13 - 14.2 - 15 - 16.5 - 17 - 19 - 21 - 23.2 - 25 - 28 - 31 - 35 - 37 - 42 - 43 - 50 mm

INOX STAINLESS STEEL

GN 6319.1
Spherical Washers
Steel / Stainless Steel, Captive



Diameters: 13 - 17 - 21 - 25 - 32 - 40 mm

INOX STAINLESS STEEL

GN 350.3
Spherical Leveling Washers
Steel / Stainless Steel



Diameters: 25 - 32 - 45 - 58 - 70 - 80 - 105 mm

INOX STAINLESS STEEL

GN 183
C-Washers
Steel



Diameters: 22 - 28 - 34 - 40 - 56 mm

DIN 6371
Captive C-Washers
Steel



Diameters: 38 - 43 - 48 - 61 - 68 - 74 - 82 - 97 mm

GN 184
Countersunk Washers
Steel



Diameters: 12 - 16 - 20 - 22 - 25 - 28 - 32 - 36 - 40 - 45 - 52 mm

GN 184.5
Countersunk Washers
Stainless Steel



Diameters: 12 - 16 - 20 - 22 - 25 - 28 - 32 - 36 - 40 - 45 - 52 mm

INOX STAINLESS STEEL

GN 185
Bezel Discs
Stainless Steel



Diameters: 18 - 20 - 22 - 26 mm

INOX STAINLESS STEEL

ELESA and GANTER models all rights reserved in accordance with the law.
Always mention the source when reproducing our drawings.

9.4 Washers

Continues

GN 338
Discs with Cover Cap
as Device Bases, Sliding Guides, Screw Covers



Cover cap gliding or non-gliding. Cover cap in other colors on request.
Diameters: 16 - 20 - 25 - 32 mm

DIN 6340
Washers
Steel



Internal Diameters: 6.4 - 8.4 - 10.5 - 13 - 15 - 17 - 21 - 25 - 31 mm

GN 6341
Washers
Steel / Stainless Steel



With cylindrical bore, or bore for countersunk screw.
Internal Diameters: 3 - 4 - 5 - 6 - 8 - 10 - 12 - 16 mm

INOX STAINLESS STEEL

GN 6339
Heavy Duty Washers
Steel, Heavy Duty, Low Type / High Type



Internal Diameters: 6.3 - 8.4 - 10.4 - 12.5 - 14.5 - 16.5 - 18.5 - 20.5 - 22.5 - 24.5 - 28 - 31 - 37 mm

GN 6342
Washers with Axial Friction Bearing
Steel / Stainless Steel



Internal Diameters: 6 - 8 - 10 - 12 mm

INOX STAINLESS STEEL

CMC
Torque amplifier collar
Technopolymer



CMC torque amplifier collars double the clamping force applied at equal torque due to the presence of a bearing acting to reduce friction.
Internal Diameters: 8 - 10 - 12 mm

INOX STAINLESS STEEL PA

GN 6343
Washers / Leveling Disks
Stainless Steel



Other dimensions and chemically blackened surface on request.
Internal Diameters: 4 - 5 - 6 - 8 - 10 - 12 -16 mm

INOX STAINLESS STEEL

9.5 Nuts

DIN 508
T-Nuts
Steel / Stainless Steel,with or without Thread



Groove width: 5 - 6 - 8 - 10 - 12 - 14 - 16 - 18 - 20 - 22 - 24 - 28 - 36 - 42 mm

INOX STAINLESS STEEL

GN 508.1
Rhombus T-Nuts
Steel



Groove width: 8 - 10 - 12 - 14 - 16 - 18 - 20 - 22 mm

ELESA and GANTER models all rights reserved in accordance with the law.
Always mention the source when reproducing our drawings.

9.5 Nuts

Continues

Material

- Aluminium
- Stainless steel
- Stainless steel A4
- Steel

DIN 787
T-Slot Bolts
Steel



Threadings: M6 - M8 - M10 - M12 - M16 - M20 - M24

ISO 4035
Thin Hex Nuts
Steel / Stainless Steel



Other threads on request.
Internal Diameters: M6 - M8 - M10 - M12 - M16 - M20

INOX STAINLESS STEEL

ISO 8675
Thin Hex Nuts
Steel / Stainless Steel, with Metric Fine Thread



Other threads on request.
Internal Diameters: M8x1 - M10x1 - M12x1.5 - M16x1.5 - M20x1.5 - M24x2 mm

INOX STAINLESS STEEL

DIN 6330
Hex Nuts
Steel / Stainless Steel, with Spherical Seating



With one-sided spherical seating.
Internal Diameters: M8 - M10 - M12 - M16 - M20 - M24 - M30 - M36

INOX STAINLESS STEEL

DIN 6331
Hex Nuts
Steel, with Collar



Size M10 with A/F 17 on request.
Internal Diameters: M6 - M8 - M10 - M12 - M14 - M16 - M20 - M24 - M30 - M36

DIN 1804
Slotted Locknuts
Steel / Stainless Steel



Hardened or not hardened.
Internal Diameters: M8x1 - M10x1 - M12x1.5 - M14x1.5 - M16x1.5 - M18x1.5 - M20x1.5 - M22x1.5 - M24x1.5 - M26x1.5 - M28x1.5 - M30x1.5 - M32x1.5 - M35x1.5 - M38x1.5 - M40x1.5 - M42x1.5 - M45x1.5 - M48x1.5 - M50x1.5 - M52x1.5 - M55x1.5 - M58x1.5 - M60x1.5

INOX STAINLESS STEEL

DIN 462
Locking Plates
for Slotted Locknuts DIN 1804, Steel



Internal Diameter: 8 - 10 - 12 - 14 - 16 - 18 - 20 - 22 - 24 - 26 - 28 - 30 - 32 - 35 - 38 - 40 - 42 - 48 - 50 - 52 - 55 - 58 - 60 mm

DIN 70852
Slotted Locknuts
Steel, Flat Design



Internal Diameters: M10x1 - M12x1.5 - M14x1.5 - M16x1.5 - M18x1.5 - M20x1.5 - M22x1.5 - M24x1.5 - M26x1.5 - M28x1.5 - M30x1.5 - M32x1.5 - M35x1.5 - M38x1.5 - M40x1.5 - M42x1.5 - M45x1.5 - M48x1.5 - M50x1.5 - M52x1.5 - M55x1.5 - M60x1.5 - M65x1.5 - M70x1.5 - M80x1.5

DIN 70952
Locking Plates
for Slotted Locknuts DIN 70852, Steel



Internal Diameter: 10 - 12 - 14 - 16 - 18 - 20 - 22 - 24 - 26 - 28 - 30 - 32 - 35 - 38 - 40 - 42 - 45 - 48 - 50 - 52 - 55 - 60 - 65 - 70 - 80 mm

GN 1804.1
Slotted Locknuts
Steel / Stainless Steel, Self-Locking, with Polyamide Insert



Internal Diameters: M10x0.75 - M10x1 - M12x1 - M12x1.5 - M14x1.5 - M15x1 - M16x1.5 - M17x1 - M18x1.5 - M20x1 - M20x1.5 - M22x1.5 - M24x1.5 - M25x1.5 - M28x1.5 - M30x1.5 - M32x1.5 - M35x1.5 - M38x1.5 - M40x1.5 - M42x1.5 - M45x1.5 - M50x1.5 - M55x2 - M60x2

ELESA and GANTER models all rights reserved in accordance with the law.
Always mention the source when reproducing our drawings.

9.5 Nuts

Continues

GN 1804.2
Slotted Locknuts
Steel, with Thread Locking



Internal Diameters: M12x1.5 - M14x1.5 - M16x1.5 - M18x1.5 - M20x1.5 - M22x1.5 - M24x1.5 - M30x1.5 - M35x1.5 - M40x1.5

DIN 1810
C-Spanner
Steel



Diameters: 20 - 28 - 32 - 36 - 42 - 50 - 55 - 62 - 70 - 75 - 90 - 100 mm

GN 230
Shallow T-Nuts
Steel



Groove width: 10 - 12 - 14 - 16 - 18 - 20 - 22 mm

DIN 6885
Parallel Keys
Steel / Stainless Steel



Front rounded. b = 14, 16, 18, 20 on request.
Lengths: 6 - 8 - 10 - 12 - 14 - 16 - 18 - 20 - 22 - 25 - 28 - 30 - 32 - 35 - 36 - 40 - 45 - 50 - 56 - 63 - 70 - 80 - 90 - 100 - 110 - 125 mm

INOX STAINLESS STEEL

GN 508.2
T-Nuts
Steel, with Slip Proof



Groove widths: 10 - 12 - 14 - 18 - 22 mm

GN 970
Installation Brackets
Structural Steel / Aluminum, Equal Sides / Unequal sides



Without and with bores, or with bores and slotted holes.
Lengths: 30 - 40 - 50 - 60 - 80 - 100 mm

GN 967
Angle Pieces / Shackles
Sheet Steel, for Profile Systems



Shackle or angle. With bore for countersunk screws DIN 7991, or without countersunk.
Lengths: 40 - 60 - 80 - 90 mm

PROFILE COMPATIBLE

GN 3490
Threaded Flanges
Steel Precision Casting, for Profile Systems



Threadings: M6 - M8 - M10 - M12

PROFILE COMPATIBLE

9.6 Positioning elements

DIN 172
Guide Bushings
Steel / Stainless Steel, Drill Bushings, with Collar



Bore one-sided rounded. Other bores and bore both-sided rounded on request.
Diameters: B0.6 to B42 mm

INOX STAINLESS STEEL

GN 172.1
Guide Bushings
with Collar, with Conical Bore, for Indexing Plungers GN 817.5, Steel



Internal Diameters: 6 - 8 - 10 mm

ELESA and GANTER models all rights reserved in accordance with the law.
Always mention the source when reproducing our drawings.

9.6 Positioning elements

Continues

Material

- Stainless steel
- Steel

DIN 179
Guide Bushings
Steel / Stainless Steel, Drill Bushings, without Collar



Bore one-sided rounded. Other bores and bore both-sided rounded on request.
Diameters: Diameters: B0.6 to B42 mm

INOX STAINLESS STEEL

GN 771.1
Guide Pins
Steel, Cylindrical, for Guide Bushings



Diameters: 4 - 5 - 6 - 8 - 10 - 12 - 16 mm

DIN 7979
Dowel Pins
Steel, with Internal Thread



Hardened.
Diameters: 4 - 5 - 6 - 8 - 10 - 12 - 16 mm

DIN 6325
Dowel Pins
Steel



ISO Fundamental Tolerance m6 (acc. to DIN ISO 286-2).
Diameters: 2 - 2.5 - 3 - 4 - 5 - 6 - 8 - 10 - 12 - 16 - 20mm

GN 179.1
Guide Bushings
without Collar, with Conical Bore, for Indexing Plungers GN 817.5, Steel



Internal Diameters: 6 - 8 - 10 mm

DIN 9845
Cutting Bushings / Guide Bushings
Steel HSS / Steel, Punch Guide Bushings



With or without collar. Other bores and lengths on request.
Internal Diameters: 2 - 2.1 - 3 - 3.1 - 4 - 4.1 - 5 - 5.1 - 6 - 8 - 8.1 - 10 - 10.1 - 12 - 12.1 - 16 mm

DIN 9861
Cutting Punches
Steel HSS



With conical head.
Other dimensions on request.
Internal Diameters: 2 - 3 - 4 - 5 - 6 - 8 - 10 - 12 - 16 mm

GN 6322
Workholding Bolts
Steel, with Ball-Type Shoulder



Workholding bolt high, cylindrical or flattened.
Diameters: 10 - 12 - 16 - 20 - 22 - 25 mm

GN 408.1
Positioning and Supporting Elements
Steel, with Threaded Stud



Smooth or spherical contact face, turned or ground. Other dimensions and materials on request.
Threadings: M6 - M8 - M10 - M12 - M16

GN 350
Leveling Sets
Steel / Stainless Steel, Long Version



Without or with lock nut.
Diameters: 25 - 32 - 45 - 58 - 70 - 80 mm

INOX STAINLESS STEEL

ELESA and GANTER models all rights reserved in accordance with the law.
Always mention the source when reproducing our drawings.

9.6 Positioning elements

Continues

GN 350.1
Leveling Sets
Steel / Stainless Steel, Short Version



Without or with lock nut.
Diameters: 25 - 32 - 45 - 58 - 70 - 80 mm

INOX STAINLESS STEEL

GN 350.2
Leveling Sets
Steel / Stainless Steel, with Spherical Washer, without Locknut



Diameters: 25 - 32 - 45 - 58 - 70 - 80 mm

INOX STAINLESS STEEL

GN 350.5
Leveling Sets
Steel / Stainless Steel, with Spherical Washer, with Locknut



Diameters: 25 - 32 - 45 - 58 - 70 - 80 mm

INOX STAINLESS STEEL

GN 360
Leveling Sets
Steel / Stainless Steel



Without or with lock nut.
Diameters: 40 - 52 - 65 - 79 - 99 - 119 mm

INOX STAINLESS STEEL

GN 409.2
Positioning Elements
Steel, with Internal Thread



Smooth, spherical or serrated contact face.
Threadings: M8 - M10 - M12 - M16

GN 409.1
Positioning Elements
Steel, with Threaded Stud



Smooth, spherical or serrated contact face.
Threadings: M8 - M10 - M12 - M16

DIN 6320
Feet
Steel



Threadings: M6 - M8 - M10 - M12

DIN 6321
Workholding Bolts / Headed Dowels
Steel



Headed dowel low type, or workholding bolt high, cylindrical or flattened.
Diameters: 6 - 10 - 16 - 20 - 25 - 30 - 40 mm

GN 6220
Spacers
Steel / Stainless Steel



Internal thread, or internal thread and threaded stud.
Threadings: M2.5 - M3 - M4 - M5 - M6 - M8 - M10 mm

INOX STAINLESS STEEL

GN 6226
Spacers
Stainless Steel, Hygienic Design



Matte finish (Ra < 0.8 µm). With HNBR, EPDM or FKM sealing ring.
Lengths: 10 - 12 - 16 - 20 - 30 - 50 - 75 - 100 mm

INOX STAINLESS STEEL HD FDA

ELESA and GANTER models all rights reserved in accordance with the law.
Always mention the source when reproducing our drawings.

9.6 Positioning elements

Continues

GN 6321.1
Headed Dowels
Steel



Diameters: 6 - 10 - 16 - 20 - 25 - 30 - 40 mm

GN 454
Buffers
Retaining Washer Stainless Steel



Diameters: 16 - 20 - 25 - 35 - 42 - 56 mm

INOX STAINLESS STEEL

GN 771.2
Guide Pins
Steel, Conical, for Guide Bushings



Diameters: 6 - 8 - 10 mm

9.7 Quick release couplings

Material

- Aluminium
- Steel

GN 1050
Quick Release Couplings
Housing Aluminum



With threaded stud or internal thread. Fixed or floating bearing. Other colors (anodized) or plain on request.
Threadings: M10 - M12 mm

GN 1050.1
Studs
for Quick Release Couplings GN 1050, Steel



With threaded stud or internal thread.
Threadings: M10 - M12 mm

GN 1050.2
Flanges
for Quick Release Couplings GN 1050 and Studs GN 1050.1, Steel



Fixed or floating bearing. Other finishes e.g. powder coated on request.
Threading: M12 mm

GN 240
Quick-Fit Couplings
Steel, with Radial Off-Set Compensation



With external or internal thread.
Threadings: M6 - M8 - M10 - M10x1.25 - M12 - M12x1.25 - M16 - M16x1.5 - M20 - M20x1.5 mm

GN 240.1
Quick-Fit Couplings
Steel, with Radial Off-Set Compensation



With external or internal thread.
Threadings: M6 - M8 - M10 - M10x1.25 - M12 - M12x1.25 - M16 - M16x1.5 - M20 - M20x1.5 mm

GN 240.2
Quick-Fit Couplings
Steel, with Angle- and Radial Off-Set Compensation



Threadings: M6 - M8 - M10 - M10x1.25 - M12 - M12x1.25 - M16 - M16x1.5 - M20 - M20x1.5 mm

ELESA and GANTER models all rights reserved in accordance with the law.
Always mention the source when reproducing our drawings.

9.8 Cam locking levers

Material

- Stainless steel
- Steel
- Technopolymer

GN 918
Eccentric Cams
Steel, Radial Clamping, with Threaded Bolt, Screw from the Operator's side, Screw from the Back

With ball lever angular or straight (serration), or with hex. By clockwise or anti-clockwise rotation.
Cam Diameters: 40 - 50 mm



GN 918.5
Eccentric Cams
Stainless Steel, Radial Clamping, with Threaded Bolt, Screw from the Operator's side, Screw from the Back

With ball lever angular or straight (serration), or with hex. By clockwise or anti-clockwise rotation.
Cam Diameters: 40 - 50 mm



GN 918.1
Clamping Bolts
Steel, Upward Clamping, with Threaded Bolt, Screw from the Operator's side, Screw from the Back

With ball lever angular or straight (serration), or with hex. By clockwise or anti-clockwise rotation.
Cam Diameters: 40 - 50 mm



GN 918.6
Clamping Bolts
Stainless Steel, Upward Clamping, with Threaded Bolt, Screw from the Operator's side, Screw from the Back

With ball lever angular or straight (serration), or with hex. By clockwise or anti-clockwise rotation.
Cam Diameters: 40 - 50 mm



GN 918.2
Clamping Bolts
Steel, Downward Clamping, with Threaded Bolt, Screw from the Operator's side, Screw from the Back

With ball lever angular or straight (serration), or with hex. By clockwise or anti-clockwise rotation.
Cam Diameters: 40 - 50 mm



GN 918.7
Clamping Bolts
Stainless Steel, Downward Clamping, with Threaded Bolt, Screw from the Operator's side, Screw from the Back

With ball lever angular or straight (serration), or with hex. By clockwise or anti-clockwise rotation.
Cam Diameters: 40 - 50 mm



GN 919
Hubs with Eccentrical Cam
Steel

Diameters: 24 - 30 - 35 mm



GN 9027
Spiral Cam Levers
Steel

Without or with contact plate.
Lengths: 64 - 80 - 100 - 125 mm



GN 9190
Side Clamps
Steel, with Eccentrical Cam Lever

With serrated or prism clamping jaw. Clamping by clockwise or anti-clockwise rotation.
Threadings: M8 - M12



GN 9190.1
Side Clamps
Steel, with Clamping Thread

With serrated or prism clamping jaw. Clamping stroke with ball point screw or adjustable hand lever.
Width: 32 - 48 - 68 mm



ELESA and GANTER models all rights reserved in accordance with the law.
Always mention the source when reproducing our drawings.

9.8 Cam locking levers

Continues

GN 9190.2
Side Clamps
Steel, with Clamping Thread and Support



With serrated or prism clamping jaw. Clamping stroke with ball point screw or adjustable hand lever.
Width: 32 - 48 - 68 mm

GN 9190.3
Slotted Support Blocks
for Side Clamps GN 9190 / GN 9190.1 / GN 9190.2, Steel



Width: 30 - 40 - 60 mm

GN 9192
Down-Thrust Clamps
Steel



With clamping screw or adjustable hand lever with increased clamping force.
Width: 10 - 17 mm

GN 9192.2
Positioning Ring
for Down-Thrust Clamps GN 9192, Steel



Diameters: 40 mm

GN 9192.3
Height Adjusting Cylinders
for Down-Thrust Clamps GN 9192, Steel



Diameters: 25 - 40 mm

GN 187.4
Serrated Locking Plates
Steel / Stainless Steel



With tapped hole, bore, or without bores in the centre. With two countersunk holes for socket cap screws, or two tapped mounting holes for screwing.
Diameters: 22 - 27 - 32 - 40 mm

INOX STAINLESS STEEL

GN 188
Serrated Locking Plates
Stainless Steel, for Welding



With pass-through hole without bushing, threaded bushing, or threaded bushing and centring step.
Diameters: 35 - 55 - 75 mm

INOX STAINLESS STEEL

GN 187.1
Guide Pots
for Serrated Locking Plates GN 187.4, Steel / Stainless Steel,



Diameters: 22 - 27 - 32 - 40 mm

INOX STAINLESS STEEL

GN 187.2
Thrust Springs
for Serrated Locking Plates GN 187.4 / GN 189, Locking Plates GN 187.5, Stainless Steel



Diameters: 15 - 18 - 23 - 29 mm

INOX STAINLESS STEEL

GN 187.5
Locking Plates
Stainless Steel



Stud plain (for welding), with internal or external thread, fastening flange horizontal, or plate (for welding).
Diameters: 27 - 32 - 40 mm

INOX STAINLESS STEEL

ELESA and GANTER models all rights reserved in accordance with the law.
Always mention the source when reproducing our drawings.

9.8 Cam locking levers

Continues

GN 187.6
Locking Joint Sets
for Locking Plates GN 187.5.
Stainless Steel



With clamping lever with eccentrical cam, with hand lever, or with socket cap screw DIN 912.
Lengths: 44 - 45 - 63 - 82 mm

RDB
Toothed clamping elements
SUPER-technopolymer



The toothed elements are used to secure coupled parts at a given angle.
Stainless steel thrust springs facilitating the detachment of the locking elements.
Diameters: 32 - 40 mm

GN 917
Double Cam Levers
Steel



Diameters: 8 - 10 - 12 mm

GN 917.1
Double Cam Levers
Stainless Steel



Diameters: 8 - 10 - 12 mm

GN 411.2
Centering Bore Clamps
Steel



With clamping balls or clamping segments. Centring bore clamps GN 411.3 operable from the opposite side and centring bore clamps with 2 clamping elements for clamping tubes, on request.
Diameters: 11.7 - 14.5 - 18.5 - 22.5 - 26.5 - 30.5 - 38.5 - 46.5 - 54.5 - 70.5 - 86.5 mm

GN 920.1
Wedge Clamps
Steel



Smooth or grooves clamping surfaces, or with two fixing threads for attachment jaws.
Diameters: M8 - M12 mm

GN 920.2
Pull-Down Plates
for Wedge Clamps GN 920.1,
Steel



Threadings: M8 - M12

GN 928
Shaft Clamping Units
Steel / Stainless Steel,
„Trueround"



Diameters: 8 - 10 - 12 - 16 - 20 - 25 - 30 mm

GN 928.1
Mounting Tools
for Shaft Clamping Units
GN 928, Steel



A/F: 3 - 4 - 5 - 6 - 8 - 10 - 14 mm

GN 418.2
Cam Point Screws
Steel



Clamping by clockwise rotation.
Threadings: M4 - M5 - M6 - M8 - M10 - M12

ELESA and GANTER models all rights reserved in accordance with the law.
Always mention the source when reproducing our drawings.

9.9 Lifting accessories

Material

- Stainless steel
- Stainless steel A4
- Steel

DIN 582
Lifting Eye Nuts
Steel / Stainless Steel



Threadings: M6 - M8 - M10 - M12 - M16 - M20 - M24 - M30 - M36

INOX STAINLESS STEEL

GN 581
Lifting Eye Bolts (Rotating)
Steel



Without or with key.
Threadings: M6 - M8 - M10 - M12 - M16 - M20 - M24 - M30 - M36

GN 581.5
Lifting Eye Bolts (Rotating)
Stainless Steel



Threadings: M8 - M10 - M12 - M16 - M20 - M24

CE

INOX STAINLESS STEEL

GN 583
Lifting Eye Nuts (Rotating)
Steel



Threadings: M8 - M10 - M12 - M16 - M20 - M24 - M30

GN 586.1
Load Rings (Rotating)
Steel



Threadings: M8 - M10 - M12 - M16 - M20 - M24 - M30

GN 586.2
Load Rings (Rotating)
Steel, with Return Spring



Threadings: M8 - M10 - M12 - M16 - M20 - M24 - M30

GN 5860
Load Rings
Steel



Other screw lengths on request.
Threadings: M8 - M10 - M12 - M16 - M20 - M24 - M30

GN 5861
Load Rings
Steel, for Welding



Diameters: 40 - 46 - 61 - 78 - 95 - 100 mm

GN 5862
Load Hooks
Steel



Other screw lengths on request.
Threadings: M12 - M16 - M20 - M24 - M30 - M36

GN 587.1
Load Rings
Steel, for Welding



Without or with retaining spring.
Diameters: 66 - 77 - 87 - 115 - 129 mm

ELESA and GANTER models all rights reserved in accordance with the law.
Always mention the source when reproducing our drawings.

9.9 Lifting accessories

Continues

GN 587.2
Load Rings
Steel, for Welding



Diameters: 48 - 60 - 65 mm

DIN 580
Lifting Eye Bolts
Steel / Stainless Steel



Threadings: M6 - M8 - M10 - M12 - M16 - M20 - M24 - M30 - M36

INOX STAINLESS STEEL

GN 584
Shackles
Steel, Straight Version



With stud bolt, or bolt with nut and split pin.
Diameters: 6 - 8 - 10 - 11 - 13 - 16 - 19 - 22 - 25 mm

GN 585
Shackles
Steel, Cranked Version



With stud bolt, or bolt with nut and split pin.
Diameters: 6 - 8 - 10 - 11 - 13 - 16 - 19 - 22 - 25 mm

GN 589
Lifting Points
Steel, for Welding



Widths: 70 - 100 - 137 - 172 - 228 mm

GN 589.5
Lifting Points
Stainless Steel, for Welding



Widths: 70 - 100 - 137 mm

INOX STAINLESS STEEL

GN 1130
Lifting Pins
Steel / Stainless Steel, Self-Locking, with Shackle



Diameters: 8 - 10 - 12 - 16 - 20 mm

INOX STAINLESS STEEL

GN 1131
Lifting Pins
Stainless Steel, Self-Locking, with T-Handle



Diameters: 8 - 10 - 12 mm

INOX STAINLESS STEEL

GN 1132
Holding Bushings
for Lifting Pins GN 1130, Stainless Steel



With external hex.
Other threads on request.
Threadings: M16 - M16x1.5 - M20 - M20x1.5 - M24 - M24x1.5 - M30 - M30x2 - M36x2

INOX STAINLESS STEEL

GN 1133
Threaded Lifting Pins
Steel / Stainless Steel, Self-Locking, with Shackle



Threadings: M8 - M10 - M12 - M16 - M20

INOX STAINLESS STEEL

ELESA and GANTER models all rights reserved in accordance with the law.
Always mention the source when reproducing our drawings.

9.9 Lifting accessories

Continues

GN 1135
Threaded Lifting Pins
Steel / Stainless Steel, Self-Locking, with Rotating Shackle

Threadings: M8 - M10 - M12 - M16 - M20



INOX STAINLESS STEEL

9.10 Retaining Cables, lashing straps, carabiners

Material

- Brass
- Stainless steel
- Steel
- Technopolymer
- Technopolymer - Stainless steel

GN 111
Ball Chains
Brass, with Two Key Rings

Lengths: 200 - 320 - 500 - 1000 mm



GN 111.5
Ball Chains
Stainless Steel, with 2 Key Rings

Lengths: 200 - 320 - 500 - 1000 mm



INOX STAINLESS STEEL

CT-S
Ball chains
Technopolymer and stainless steel

They are available in 3 different types allowing for use in different applications, with or without ring.
The ball chain feature is flexibility.



INOX STAINLESS STEEL POM

GN 111.2
Retaining Cables
Stainless Steel, with Key Rings or One Key Ring and One Mounting Tab / with Mounting Tabs or Loops, with Carabiner and Key Ring

With two key rings, mounting tab and key ring, two mounting tabs, 2 loops, or mounting tab and loop.
Lengths: 150 - 200 - 320 - 500 mm



INOX STAINLESS STEEL

GN 111.8
Retaining Cables
Stainless Steel, with Key Rings or One Key Ring and One Mounting Tab / with Mounting Tabs

With two key rings, or mounting tab and key ring, or two mounting tabs.
Lengths: 150 - 200 - 320 mm



INOX STAINLESS STEEL

CV-T
Retaining cables
Polyethylene and stainless steel

They are available in 5 different types allowing for use in different applications, with or without ring and plate.



INOX STAINLESS STEEL HMWPE

GN 1110
Lashing Straps
Buckle Steel / Stainless Steel, Strap Plastic

Lengths: 250 - 400 - 600 - 1000 - 1500 mm



INOX STAINLESS STEEL

GN 111.6
Retaining Rings
Stainless Steel

Safety retaining ring.
Diameters: 12 - 14 - 15 - 16 - 17 - 18 - 19 - 20 - 21 - 22 - 23 -24 - 26 mm



INOX STAINLESS STEEL

ELESA and GANTER models all rights reserved in accordance with the law.
Always mention the source when reproducing our drawings.

9.10 Retaining cables, lashing straps, carabiners

Continues

GN 111.3
Key Rings
Stainless Steel



Lengths: 14 - 18 - 24 - 30 - 38 mm

INOX STAINLESS STEEL

GN 111.4
Spiral Retaining Cables
Plastic, with two Key Rings



Lengths: 50 - 100 - 200 mm

GN 1023
Linch Pins
Steel



With round or angled spring retainer, with hole for loss prevention.
Diameters: 4.5 - 6 - 7 - 8 - 9 - 10 - 11 - 12 mm

GN 1024
Spring Cotter Pins
Steel / Stainless Steel



With single or double winding.
Diameters: 1.5 - 2 - 3 - 4 - 5 - 6 - 7 mm

INOX STAINLESS STEEL

GN 5299
Carabiners
Steel / Stainless Steel



Open or closed eye.
Lengths: 40 - 50 - 60 - 70 - 80 - 90 - 100 - 120 mm

INOX STAINLESS STEEL

9.11 Cable glands

Material

- Brass
- Stainless steel
- Technopolymer

GN 62444
Cable Glands
Brass / Stainless Steel, Metric Thread / PG Thread / NPT Thread



IP68 protection class.
Metric threads: M12x1.5, M16x1.5, M20x1.5, M25x1.5, M32x1.5, M40x1.5, M50x1.5, M63x1.5
PG threads: 7 - 9 - 11 - 13.5 - 16 - 21 - 29 - 36 - 48
NPT threads: 3/8, 1/2, 3/4

INOX STAINLESS STEEL

CGT
Cable glands
metric, PG, and NPT threadings, technopolymer



For unarmoured cables.
Cable sealing and strain relief.
IP68/IP69K protection class.
Metric threads: M12x1.5 - M16x1.5 - M20x1.5 - M25x1.5 - M32x1.5 - M40x1.5 - M50x1.5 - M63x1.5
PG threads: 7 - 9 - 11 - 13,5 - 16 - 21 - 29 - 36 - 42 - 48
NPT threads: 3/8 - 1/2 - 3/4 - 1 - 1 1/4 - 1 1/2 - 2

PA

GN 62444.2
Threaded Plugs
Brass, Metric Thread / PG Thread



IP68 protection class.
Metric threads: M12x1.5, M16x1.5, M20x1.5, M25x1.5, M32x1.5, M40x1.5, M50x1.5, M63x1.5
PG threads: 7 - 9 - 11 - 13.5 - 16 - 21 - 29 - 36

CGT-TC
Threaded plugs
for CGT cable glands, metric and PG threadings, technopolymer



For closing unused threaded holes. With integrated sealing.
IP68/IP69K protection class.
Available in different threadings: metric and PG.

PA

ELESA and GANTER models all rights reserved in accordance with the law.
Always mention the source when reproducing our drawings.

10 | JOINTS, COUPLINGS, GEARS



Joints | Couplings | Gears

Versatile solutions of joints, couplings and gears for transmitting rotary motion and torque across various shaft configurations. The range includes universal joints, bevel gear boxes, worm gear reducers, and quick-fit couplings, available in steel or stainless steel, with friction or needle bearings for different performance needs.

10.1 Joints

Material

- Aluminium
- Stainless steel
- Steel
- Technopolymer

DIN 808
Universal Joints with Friction Bearing / Needle Bearing
Steel / Stainless Steel, Single or Double

Without keyway, with keyway or square. With other or unequal bores on request.
Diameters: 16 - 22 - 25 - 28 - 32 - 36 - 42 - 45 - 50 - 58 - 70 mm



GN 808.2
Universal Joint Shafts with Friction Bearing
Steel, with Longitudinal Compensation

With keyway DIN 6885-1 P9. Different lengths, bores without keyway, with square or hexagon, with other or unequal bores, or version in stainless steel, on request.
Diameters: 22 - 25 - 28 - 32 - 36 - 42 - 45 - 50 - 58 mm



GN 808.3
Universal Joint Shafts with Friction Bearing
Steel, with Longitudinal Compensation

With keyway DIN 6885-1 P9. Different lengths, bores without keyway, with square or hexagon, with other or unequal bores, or version in stainless steel, on request.
Diameters: 22 - 25 - 28 - 32 - 36 - 42 - 45 - 50 - 58 mm



GN 9080
Universal Joints
Steel, for Ordinary Applications

Single or double friction bearing.
Diameters: 13 - 16 - 20 - 25 - 32 mm



GN 808.1
Gaiters
for Universal Joints GN 808, Rubber / Plastic

For single or double joints.
Diameters: 16 - 22 - 25 - 28 - 32 - 36 - 42 - 45 - 50 - 58 mm



GN 648.1
Ball Joint Heads
Steel, with Internal Thread

Brass / steel lubrication possible, or steel PTFE / steel self-lubricated. Narrow model (ISO 12240-1, series E) on request.
Diameters: 5 - 6 - 8 - 10 - 12 - 14 - 16 - 18 - 20 - 22 - 25 - 30 mm



GN 648.2
Ball Joint Heads
Steel, with Threaded Bolt

Brass / steel lubrication possible, or steel PTFE / steel self-lubricated. Narrow model (ISO 12240-1, series E) on request.
Diameters: 5 - 6 - 8 - 10 - 12 - 14 - 16 - 18 - 20 - 22 - 25 - 30 mm



GN 648.5
Ball Joint Heads
Stainless Steel, with Internal Thread

Bronze / steel lubrication possible, bronze PTFE / steel self-lubricated, or stainless steel PTFE / stainless steel self-lubricated. Narrow model (ISO 12240-1, series E) on request.
Diameters: 5 - 6 - 8 - 10 - 12 - 14 - 16 - 18 - 20 - 22 - 25 - 30 mm



ELESA and GANTER models all rights reserved in accordance with the law.
Always mention the source when reproducing our drawings.

10.1 Joints

Continues

BJT.
Rod ends
Technopolymer



Particularly suitable for use in rotary, oscillatory and linear movements as well as in particularly aggressive environments.
Diameters: 6 - 8 - 10 - 12 - 14 mm

PA

GN 648.6
Ball Joint Heads
Stainless Steel, with Threaded Bolt



Bronze / steel lubrication possible, bronze PTFE / steel self-lubricated, or stainless steel PTFE / stainless steel self-lubricated. Narrow model (ISO 12240-1, series E) on request.
Diameters: 5 - 6 - 8 - 10 - 12 - 14 - 16 - 18 - 20 - 22 - 25 - 30 mm

INOX STAINLESS STEEL

GN 752
Joint Pieces
for Fork Joints GN 751 / GN 751.1 / GN 754, Steel / Stainless Steel



Diameters: 6 - 8 - 10 - 12 - 14 - 16 mm

INOX STAINLESS STEEL

DIN 71802
Angled Ball Joints
Steel / Stainless Steel, with Threaded Ball Shank and Rivet Ball Shank



Without or with safety catch. Smooth specification, ball studs DIN 71803, ball sockets DIN 71805 on request.
Diameters: 8 - 10 - 13 - 16 - 19 mm

INOX STAINLESS STEEL

GN 71802.1
Axial Ball Joints
Steel / Stainless Steel, with Threaded Stud



Diameters: 6 - 10 - 13 - 16 - 19 mm

INOX STAINLESS STEEL

GN 782
Ball Joints
Steel / Stainless Steel



Ball with threaded stud or internal thread. Mounting socket with internal or external thread.
Threadings: M6 - M8 - M10 - M12

INOX STAINLESS STEEL

GN 784
Swivel Ball Joints
Aluminum



Ball with internal or external thread. Clamping with adjustable hand lever or set screw with hexagon socket. Clamping with star knob DIN 6335 on request.
Threadings: M4 - M5 - M6 - M8 - M10

GN 784.1
Flanges
for Swivel Ball Joints GN 784, Stainless Steel



Diameters: 42 - 49 - 60 - 70 mm

INOX STAINLESS STEEL

GN 710
Dust Caps
for Angled Ball Joints DIN 71802 / Axial Ball Joints GN 71802.1, Rubber



Angled ball joints with mounted dust cap on request.
Diameters: 12 - 13.5 - 17.5 - 22 - 25.5 mm

GN 648.8
Ball Joints
Steel



Bronze / Steel lubrication possible, or steel PTFE / steel self-lubricated.
Diameters: 5 - 6 - 8 - 10 - 12 - 14 - 16 - 18 - 20 - 22 - 25 - 30 mm

ELESA and GANTER models all rights reserved in accordance with the law.
Always mention the source when reproducing our drawings.

10.1 Joints

Continues

GN 648.9
Ball Joints
Stainless Steel



Stainless steel PTFE / stainless steel self-lubricated.
Diameters: 5 - 6 - 8 - 10 - 12 - 14 - 16 - 18 - 20 - 22 - 25 - 30 mm

INOX STAINLESS STEEL

DIN 71752
Fork Heads
Steel / Aluminum / Stainless Steel



Fork heads in accordance with DIN 71752 on request.
Diameters: 4 - 5 - 6 - 8 - 10 - 12 - 14 - 16 - 20 mm

INOX STAINLESS STEEL

GN 754
Fork Heads
Steel, with External Thread



Without pin, or pin with KL-/SL-retaining clip. Stainless steel on request.
Diameters: 6 - 8 - 10 - 12 - 14 - 16 mm

GN 751
Fork Heads
Steel / Aluminum / Stainless Steel



Snap-on spring pin, pin with KL-/SL-shaft safety, or with safety circlip DIN 417. Fork heads in accordance with DIN 71752 on request.
Diameters: 4 - 5 - 6 - 8 - 10 - 12 - 14 - 16 - 20 mm

INOX STAINLESS STEEL

GN 751.1
Fork Heads
Steel, with Rotating Shaft



Without pin, or pin with KL-/SL-shaft safety.
Diameters: 5 - 6 - 8 - 10 - 12 mm

FJT.
Forks
Technopolymer



Particularly suitable for various drives, e.g. of pneumatic cylinders.
Threads: M6 - M8 - M10 - M10x1.25 - M12 - M12x1.25 - M14

PA

10.2 Couplings

GN 2240
Elastomer Jaw Couplings
Aluminum, with Clamping Hub



Without or with keyway.
Diameters d2-d3: 3-3 to 25-25 mm

GN 2241
Elastomer Jaw Couplings
Aluminum, with Grub Screw



Without or with keyway.
Diameters d2-d3: 3-3 to 25-25 mm

Material

- Aluminium
- TPU - Polyurethan

GN 2242
Oldham Couplings
Aluminum, with Clamping Hub



Without or with keyway.
Diameters d2-d3: 4-4 to 20-20 mm

GN 2243
Oldham Couplings
Aluminum, with Grub Screw



Without or with keyway.
Diameters d2-d3: 2-2 to 20-20 mm

ELESA and GANTER models all rights reserved in accordance with the law.
Always mention the source when reproducing our drawings.

10.2 Couplings

Continues

GN 2244
Bellows Couplings
Aluminum, with Clamping Hub



Without keyway. Bore with keyway on request.
Diameters d2-d3: 5-5 to 19-19 mm

GN 2246
Beam Couplings
Aluminum / Stainless Steel, with Clamping Hub



Without keyway. Bore with keyway on request.
Diameters d2-d3: 4-4 to 12-12 mm

INOX STAINLESS STEEL

GN 2240.1
Coupling Spiders
for GN 2240 / GN 2241, Plastic



Hardness 80 Shore A (blue), 92 Shore A (white), 98 Shore A (red).
Diameters: 14 - 20 - 30 - 40 - 55 mm

10.3 Gears

Material

- Aluminium
- Technopolymer

GN 3971
Bevel Gear Boxes
Housing Aluminum



Bevel gear 90°, or with two output shafts.
Diameters: 18 - 20 - 24 -26 - 30 - 32 - 35 mm

GN 3975
Worm Gear Reducers
Housing Aluminum



One-side drive or continuous drive.
Diameters: 35 - 40 mm

ZCR
Racks
Technopolymer, pressure angle 20°



Square section racks with of without steel core, T-shaped or with mounting bracket.
Modules: 0.5, 1.0, 1.5, 2.0, 2.5, 3.0, 4.0.

PA

ZCL
Spur Gears
Technopolymer, pressure angle 20°



Gears with not-drilled hub, smooth pass-throught hole or keyway.
Modules: 0.5, 1.0, 1.5, 2.0, 2.5, 3.0.

PA

ZCL-VD
Spur Gears
Visually Detectable technopolymer, pressure angle 20°



Produced from FDA compliant raw material.
Gears with not-drilled hub or smooth pass-throught hole.
Modules: 1.0, 1.5, 2.0.

VD PA FDA

ZCP
Spur Gears
Acetal resin based technopolymer, pressure angle 20°.



Gears with smooth pass-throu-ght hole.
Modules: 0.5, 0.7, 1.0, 1.25, 1.5, 2.0, 3.0.

POM

ELESA and GANTER models all rights reserved in accordance with the law.
Always mention the source when reproducing our drawings.

10.3 Gears

Continues

ZGD
Toothed joints
Technopolymer



Aluminium boss.
Toothed joints are used to couple rotating shafts.
Diameters: 20 - 24 - 28 mm

PA

ELESA and GANTER models all rights reserved in accordance with the law.
Always mention the source when reproducing our drawings.

11 | LEVELLING ELEMENTS





Levelling feet | Bearing end caps

Elesa+Ganter supplies levelling elements for stabilizing machinery and equipment, including adjustable feet, supports, and guides. Bases are available in metal or technopolymer, with or without no-slip disks and stems in technopolymer, zinc-plated steel, or stainless steel. Suitable for construction, conveyor and production line applications.

11.1 Levelling feet

Material

- Aluminium
- Rubber - Stainless steel
- Rubber - Steel
- Stainless steel
- Steel
- Technopolymer
- Technopolymer - Stainless steel
- Technopolymer - Steel

LX
Levelling feet, fixed stem
Technopolymer base, steel stem



Base with or without SBR rubber no-slip disk. Base with adjusting hexagon or screwdriver slot.
Bases Ø: 25 - 30 - 40 - 50 - 60 mm
Threadings: M6 - M8 - M10 - M12 - M16

PA SBR

LX-SST
Levelling feet, fixed stem
Technopolymer base, stainless steel stem



Base with or without SBR rubber no-slip disk. Base with adjusting hexagon or screwdriver slot.
Bases Ø: 25 - 30 - 40 - 50 - 60 mm
Threadings: M6 - M8 - M10 - M12 - M16

INOX STAINLESS STEEL PA SBR

LX-HS
Levelling feet, fixed stem
Technopolymer base, steel stem with hexagon socket at the upper end



Base with adjusting hexagon or screwdriver slot.
Bases Ø: 25 - 30 - 40 - 50 - 60 mm
Threadings: M6 - M8 - M10 - M12 - M16

PA

LSX.A
Levelling feet
Technopolymer base, steel stem



Base with or without SBR rubber no-slip disk.
Bases Ø: 26 - 30 - 40 mm
Threadings: M8 - M10

PA SBR

LS.A
Levelling feet
Technopolymer base, steel stem



Base with or without NBR rubber no-slip disk.
Bases Ø: 25 - 32 - 40 - 50 - 60 mm
Threadings: M8 - M10 - M12 - M14 - M16 - M20 - M24

PA NBR

LS.A-SST
Levelling feet
Technopolymer base, stainless steel stem



Base with or without NBR rubber no-slip disk.
Bases Ø: 25 - 32 - 40 - 50 - 60 mm
Threadings: M8 - M10 - M12 - M14 - M16 - M20 - M24

INOX STAINLESS STEEL PA NBR

LS.A-SST-VD
Levelling feet
Visually Detectable technopolymer base, stainless steel stem



Produced from FDA compliant raw material. Base with or without no-slip NBR rubber disk. Bases Ø: 25 - 32 - 40 - 50 - 60 mm
Threadings: M8 - M10 - M12 - M14 - M16 - M20 - M24

INOX STAINLESS STEEL VD PA FDA NBR

LS.A-PP-SST
Levelling feet
Polypropylene base, stainless steel stem



For aggressive environments. Base with or without no-slip EPDM rubber disk.
Bases Ø: 40 - 50 - 60 mm
Threadings: M8 - M10 - M12 - M14 - M16

INOX STAINLESS STEEL PP NBR

ELESA and GANTER models all rights reserved in accordance with the law.
Always mention the source when reproducing our drawings.

11.1 Levelling feet

Continues

LS.A+SJF
Levelling elements
technopolymer base,
SUPER-technopolymer joint



Base with or without no-slip NBR rubber disk.
Used for direct fixing using standard screws.
Diameters: 25 - 32 - 40 - 50 - 60 mm
Threadings: M6 - M8 - M10 - M12

SUPER TECHNO POLYMER | PA | NBR

LS.A-STP
Levelling feet
Technopolymer base,
SUPER-technopolymer stem



Base with or without no-slip NBR rubber disk.
Bases Ø: 25 - 32 - 40 - 50 - 60 mm
Threadings: M8 - M10 - M12 - M16

SUPER TECHNO POLYMER | PA | NBR

LS.A-STP-VD
Levelling feet
Technopolymer base,
SUPER-technopolymer stem,
Visually Detectable



Produced from FDA compliant raw material. Base with or without no-slip NBR rubber disk.
Bases Ø: 25 - 32 - 40 - 50 - 60 mm
Threadings: M8 - M10 - M12 - M16

SUPER TECHNO POLYMER | VD | PA | FDA | NBR

LSQ.A-SST
Levelling feet
Technopolymer base, stainless steel stem with square



Base with or without no-slip NBR rubber disk.
Bases Ø: 25 - 32 - 40 - 50 - 60 mm
Threadings: M8 - M10 - M12 - M14 - M16 - M20

INOX STAINLESS STEEL | PA | NBR

LSQ.A-SST-VD
Levelling feet
Visually Detectable technopolymer base,
stainless steel stem with square



Produced from FDA compliant raw material. Base with or without no-slip NBR rubber disk.
Bases Ø: 25 - 32 - 40 - 50 - 60 mm
Threadings: M8 - M10 - M12 - M14 - M16 - M20

INOX STAINLESS STEEL | VD | PA | FDA | NBR

GN 638
Ball Jointed Leveling Feet
Thrust Pad Plastic / Stainless Steel, Threaded Stud Steel / Stainless Steel



Bases Ø: 15 - 18 - 21 - 25 - 32 - 40 - 50 mm
Threadings: M6 - M8 - M10 - M12

INOX STAINLESS STEEL

GN 339
Leveling Feet
Steel / Stainless Steel,
Threaded Stem not Adjustable



With plastic cap, gliding or non-gliding.
Bases Ø: 29 - 36 mm
Threadings: M6 - M8 - M10

INOX STAINLESS STEEL

GN 440
Equipment Feet
Aluminum / Stainless Steel,
with Rubber Cap



With cover cap, non-slip. d1 = 25 / 32 in stainless steel with ESD cover cap on request.
Threadings: M4 - M5 - M6 - M8

INOX STAINLESS STEEL

GN 343.3
Leveling Feet
Foot Plastic, with Internal Thread Steel



Without or with rubber pad.
ESD version on request.
Bases Ø: 25 - 32 - 40 - 50 - 60 mm
Threadings: M6 - M8 - M10 - M12 - M16

GN 343.7
Leveling Feet
Foot Plastic, with Internal Thread Stainless Steel



Without or with rubber pad.
ESD version on request.
Bases Ø: 25 - 32 - 40 - 50 - 60 mm
Threadings: M6 - M8 - M10 - M12 - M16

INOX STAINLESS STEEL

ELESA and GANTER models all rights reserved in accordance with the law.
Always mention the source when reproducing our drawings.

11.1 Levelling feet

Continues

GN 343.2
Leveling Feet
Steel, with Threaded Stud



Without or with plastic cap, gliding or non-gliding, ESD compliant.
Bases Ø: 25 - 32 - 40 - 50 - 60 mm
Threadings: M6 - M8 - M10 - M12 - M16 - M20 - M24

GN 343.6
Leveling Feet
Stainless Steel, with Threaded Stud



Without or with plastic cap, gliding or non-gliding, ESD compliant.
Bases Ø: 25 - 32 - 40 - 50 - 60 mm
Threadings: M6 - M8 - M10 - M12 - M16 - M20 - M24

GN 343.1
Leveling Feet
Steel, with Internal Thread



Without or with plastic cap, gliding or non-gliding, ESD compliant.
Bases Ø: 25 - 32 - 40 - 50 - 60 mm
Threadings: M6 - M8 - M10 - M12 - M16

GN 343.5
Leveling Feet
Stainless Steel, with Internal Thread



Without or with plastic cap, gliding or non-gliding, ESD compliant.
Bases Ø: 25 - 32 - 40 - 50 - 60 mm
Threadings: M6 - M8 - M10 - M12 - M16

LV.A
Levelling feet
Technopolymer base, steel stem



Base with or without no-slip NBR rubber disk.
Bases Ø: 60 - 70 - 80 - 100 - 125 mm
Threadings: M8 - M10 - M12 - M14 - M16 - M20 - M24

LV.A-SST
Levelling feet
Technopolymer base, stainless steel stem



Base with or without no-slip NBR rubber disk.
Bases Ø: 60 - 70 - 80 - 100 - 125 mm
Threadings: M8 - M10 - M12 - M14 - M16 - M20 - M24

LV.A-SST-VD
Levelling feet
Visually Detectable technopolymer base, stainless steel stem



Produced from FDA compliant raw material. Base with or without no-slip NBR rubber disk.
Bases Ø: 60 - 70 - 80 - 100 - 125 mm
Threadings: M8 - M10 - M12 - M14 - M16 - M20 - M24

LV.A-ESD-C
Levelling feet
ESD conductive technopolymer base, steel stem



Base with or without no-slip NBR rubber disk.
Bases Ø: 60 - 70 - 80 - 100 - 125 mm
Threadings: M8 - M10 - M12 - M14 - M16 - M20 - M24

LV.A-SST-ESD-C
Levelling feet
ESD conductive technopolymer base, stainless steel stem



Base with or without no-slip NBR rubber disk.
Bases Ø: 60 - 70 - 80 - 100 - 125 mm
Threadings: M8 - M10 - M12 - M14 - M16 - M20 - M24

LV.A+SJF
Levelling elements
technopolymer base, SUPER-technopolymer joint



Base with or without no-slip NBR rubber disk.
Used for direct fixing using standard screws.
Bases: 60 - 70 - 80 - 100 - 125 mm
Threadings: M6 - M8 - M10 - M12

ELESA and GANTER models all rights reserved in accordance with the law.
Always mention the source when reproducing our drawings.

11.1 Levelling feet

Continues

LV.A-STP
Levelling feet
Technopolymer base, SUPER-technopolymer stem

Base with or without no-slip NBR rubber disk.
Bases Ø: 60 - 70 - 80 - 100 mm
Threadings: M8 - M10 - M12 - M16



SUPER TECHNO POLYMER · PA · NBR

LV.A-STP-VD
Levelling feet
Technopolymer base, SUPER-technopolymer stem, Visually Detectable

Produced from FDA compliant raw material. Base with or without no-slip NBR rubber disk.
Bases Ø: 60 - 70 - 80 - 100 mm
Threadings: M8 - M10 - M12 - M16



SUPER TECHNO POLYMER · VD · PA · FDA · NBR

LVQ.A-SST
Levelling feet
Technopolymer base, stainless steel stem with square

Base with or without no-slip NBR rubber disk.
Bases Ø: 60 - 70 - 80 - 100 mm
Threadings: M16 - M20 - M24



INOX STAINLESS STEEL · PA · NBR

LVQ.A-SST-VD
Levelling feet
Visually Detectable technopolymer base, stainless steel stem with square

Produced from FDA compliant raw material. Base with or without no-slip NBR rubber disk.
Bases Ø: 60 - 70 - 80 - 100 mm
Threadings: M8 - M10 - M12 - M14 - M16 - M20 - M24



INOX STAINLESS STEEL · VD · PA · FDA · NBR

LV.F
Levelling feet for ground mounting
Technopolymer base, steel stem

Base with or without NBR rubber no-slip disk.
Bases Ø: 80 - 100 - 125 mm
Threadings: M8 - M10 - M12 - M14 - M16 - M20 - M24



PA · NBR

LV.F-SST
Levelling feet for ground mounting
Technopolymer base, stainless steel stem

Base with or without NBR rubber no-slip disk.
Bases Ø: 80 - 100 - 125 mm
Threadings: M8 - M10 - M12 - M14 - M16 - M20 - M24



INOX STAINLESS STEEL · PA · NBR

LV.F-SST-VD
Levelling feet for ground mounting
Visually Detectable technopolymer base, stainless steel stem

Produced from FDA compliant raw material. Base with or without no-slip NBR rubber disk.
Bases Ø: 80 - 100 - 125 mm
Threadings: M8 - M10 - M12 - M14 - M16 - M20 - M24



INOX STAINLESS STEEL · VD · PA · FDA · NBR

LV.F-ESD-C
Levelling feet for ground mounting
ESD conductive technopolymer base, steel stem

Base with or without no-slip NBR rubber disk.
Base Ø: 100 mm
Threadings: M8 - M10 - M12 - M16



ESD · PA · NBR

LV.F-SST-ESD-C
Levelling feet for ground mounting
ESD conductive technopolymer base, stainless steel stem

Base with or without no-slip NBR rubber disk.
Base Ø: 100 mm
Threadings: M8 - M10 - M12 - M16



ESD · INOX STAINLESS STEEL · PA · NBR

LV.F+SJF
Levelling elements for ground mounting
technopolymer base, SUPER-technopolymer joint

Base with or without no-slip NBR rubber disk.
Used for direct fixing using standard screws.|
Diameters: 80 - 100 - 125 mm
Threadings: M6 - M8 - M10 - M12



SUPER TECHNO POLYMER · PA · NBR

ELESA and GANTER models all rights reserved in accordance with the law.
Always mention the source when reproducing our drawings.

11.1 Levelling feet

Continues

LV.F-STP
Levelling feet for ground mounting
Technopolymer base, SUPER-technopolymer stem

Base with or without no-slip NBR rubber disk.
Bases Ø: 80 - 100 mm
Threadings: M8 - M10 - M12 - M16



SUPER TECHNO POLYMER | PA | NBR

LV.F-STP-VD
Levelling feet for ground mounting
Technopolymer base, SUPER-technopolymer stem, Visually Detectable

Produced from FDA compliant raw material. Base with or without no-slip NBR rubber disk.
Bases Ø: 80 - 100 mm
Threadings: M8 - M10 - M12 - M16



SUPER TECHNO POLYMER | VD | PA | FDA | NBR

LVQ.F-SST
Levelling feet for ground mounting
Technopolymer base, stainless steel stem with square

Base with or without NBR rubber no-slip disk.
Bases Ø: 80 - 100 mm
Threadings: M16 - M20 - M24



INOX STAINLESS STEEL | PA | NBR

LVQ.F-SST-VD
Levelling feet for ground mounting
Visually Detectable technopolymer base, stainless steel stem with square

Produced from FDA compliant raw material.
Base with or without no-slip NBR rubber disk.
Bases Ø: 80 - 100 mm
Threadings: M16 - M20 - M24



INOX STAINLESS STEEL | VD | PA | FDA | NBR

LV.F-PP-SST
Levelling feet for ground mounting
Polypropylene base, stainless steel stem

For aggressive environments.
Base with or without no-slip EPDM rubber disk.
Bases Ø: 80 - 100 mm
Threadings: M16 - M20 - M24



INOX STAINLESS STEEL | PP | NBR

LV.FO
Levelling feet for ground mounting
Technopolymer base, steel or stainless steel stem

Base with or without NBR rubber no-slip disk.
Bases Ø: 40 - 60 - 80 mm
Threadings: M8 - M10 - M12 - M14 - M16



INOX STAINLESS STEEL | PA | NBR

LV.FO+SJF
Levelling elements for ground mounting
technopolymer base, SUPER-technopolymer joint

Base with or without no-slip NBR rubber disk.
Used for direct fixing using standard screws.
Bases Ø: 60 - 80 mm
Threadings: M6 - M8



SUPER TECHNO POLYMER | PA | NBR

LV.FO-STP
Levelling feet for ground mounting
Technopolymer base, SUPER-technopolymer stem

Base with or without no-slip NBR rubber disk.
Bases Ø: 60 - 80 mm
Threadings: M8 - M10 - M12



SUPER TECHNO POLYMER | PA | NBR

LVQ.FO-SST
Levelling feet for ground mounting
Technopolymer base, stainless steel stem with square

Base with or without NBR rubber no-slip disk.
Bases Ø: 40 - 60 - 80 mm
Threadings: M16 - M20 - M24



INOX STAINLESS STEEL | PA | NBR

LV.A-125-ACV
Levelling feet
Technopolymer base, steel stem

Base with or without NBR rubber no-slip disk.
Articulated threaded stem with adjusting hexagon.
Base Ø: 125 mm
Threaded stem: M20 - M24 - M30



PA | NBR

ELESA and GANTER models all rights reserved in accordance with the law.
Always mention the source when reproducing our drawings.

11.1 Levelling feet

Continues

LV.F-125-ACV
Levelling feet for ground mounting
Technopolymer base, steel stem



Base with or without NBR rubber no-slip disk.
Articulated threaded stem with adjusting hexagon.
Base Ø: 125 mm
Threaded stem: M20 - M24 - M30

PA NBR

LV.A-125-APS
Levelling feet
Technopolymer base, steel stem



Base with or without NBR rubber no-slip disk.
Pass-through threaded stem with adjusting hexagon.
Base Ø: 125 mm
Threaded stem: M20 - M24 - M30

PA NBR

LV.F-125-APS
Levelling feet for ground mounting
Technopolymer base, steel stem



Base with or without NBR rubber no-slip disk.
Pass-through threaded stem with adjusting hexagon.
Base Ø: 125 mm
Threaded stem: M20 - M24 - M30

LV.A-ELK
Levelling feet with knob
Technopolymer base and knob, steel stem, for manual adjustment



Base with or without NBR rubber no-slip disk.
Articulated threaded stem with integrated technopolymer knob (ELK).
Bases Ø: 70 - 80 mm
Stem threading: M16

PA NBR

NT.
Nuts for levelling feet
Steel or stainless steel



Threadings: M8 - M10 - M12 - M14 - M16 - M20 - M24 - M30

INOX STAINLESS STEEL

SM.
Stems for levellling feet
Steel or stainless steel



Threaded stem with ball joint and adjusting hexagon.
Threadings: M8 - M10 - M12 - M14 - M16 - M20 - M24

INOX STAINLESS STEEL

SMQ-SST
Stems for levellling feet
Stainless steel



Threaded stem with ball joint and adjusting square.
Threadings: M8 - M10 - M12 - M16 - M20 - M24

INOX STAINLESS STEEL

STP
Stems for levelling feet
SUPER-technopolymer



Threaded stem with ball joint and adjusting hexagon.
Threadings: M8 - M10 - M12 - M16

SUPER TECHNO POLYMER PA

STP-VD
Stems for levelling feet
Visually Detectable
SUPER-technopolymer



Produced from FDA compliant raw material. Threaded stem with ball joint and adjusting hexagon.
Threadings: M8 - M10 - M12 - M16

SUPER TECHNO POLYMER VD PA FDA

SJF
Ball joint for levelling element
SUPER-Technopolymer



Used for direct fixing of levelling feet, using standard screws.
Threadings: M6 - M8 - M10 - M12

SUPER TECHNO POLYMER PA

ELESA and GANTER models all rights reserved in accordance with the law.
Always mention the source when reproducing our drawings.

11.1 Levelling feet

Continues

BASE LS.A - LV.A - LV.F - LV.FO
Bases for levelling feet
Technopolymer



Base with or without NBR rubber no-slip disk.
Diameters: 25 - 32 - 40 - 50 - 60 mm

PA NBR

BASE LV.A-ESD-C - LV.F-ESD-C
Bases for levelling feet
ESD conductive technopolymer



Base with or without NBR rubber no-slip disk.
Diameters: 60 - 70 - 80 - 100 - 125 mm

ESD PA NBR

BASE LS.A-PP - LV.F-PP
Bases for levelling feet
Polypropylene



Base with or without EPDM rubber no-slip disk.
Diameters: 40 - 50 - 60 - 80 - 100 mm

PP

BASE LS.A-VD - LV.A-VD - LV.F-VD
Bases for levelling feet
Visually Detectable technopolymer



Produced from FDA compliant raw material.
Base with or without NBR rubber no-slip disk.
Dimensions: 25 - 32 - 40 - 50 - 60 - 70 - 80 - 100 - 125 mm

VD PA FDA NBR

GN 30
Leveling Feet
Steel, with Rubber Pad



Steel zinc plated or plastic coated, inlaid black or white. Without or with nut, or with external hex with internal thread.
Bases Ø: From 50 to 120 mm
Threadings: From M8 to M30

GN 31
Leveling Feet
Stainless Steel, with Rubber Pad



Matte shot-blasted or polished, inlaid and rubber black or white. Without or with nut, or with external hex with internal thread. With adjustable sleeve, covered thread and wrench flat at the bottom.
Bases Ø: From 50 to 120 mm
Threadings: From M8 to M30

INOX STAINLESS STEEL

GN 17
Leveling Feet
Stainless Steel, FDA compliant



Polished, rubber black, white or blue. Without or with nut, or with adjustable sleeve, covered thread and wrench flat at the bottom.
Bases Ø: From 60 to 120 mm
Threadings: From M8 to M30

■ □ ■

INOX STAINLESS STEEL FDA

GN 18
Leveling Feet
Stainless Steel, FDA compliant



Base polished, rubber vulcanized black, white or blue. Screw without or with nut. External hex or wrench flat at the bottom.
Bases Ø: 60 - 80 - 100 - 120 mm
Threadings: M8 - M10 - M12 - M16 - M20 - M24

■ □ ■

INOX STAINLESS STEEL FDA

GN 19
Leveling Feet
Stainless Steel, 3-A and DGUV certified, Hygienic Design



Without mounting holes. With sealing ring.
Bases Ø: 60 - 80 - 100 - 120 mm
Threadings: M12 - M16 - M20 - M24

■ □ ■

INOX STAINLESS STEEL HD FDA

GN 20
Leveling Feet
Stainless Steel, Certified, with and without Mounting Holes / with Extended Adjusting Range, Hygienic Design



With NBR and HNBR joint sealing ring.
Bases Ø: 60 - 80 - 100 - 120 mm
Threadings: M12 - M16 - M20 - M24

■ □ ■

INOX STAINLESS STEEL HD FDA

ELESA and GANTER models all rights reserved in accordance with the law.
Always mention the source when reproducing our drawings.

11.1 Levelling feet

Continues

GN 20.1
Cover Sleeves
Stainless Steel, EHEDG, 3-A and DGUV Certified, Hygienic Design

With HNBR or EPDM sealing ring.
Threadings: M12 - M16 - M20 - M24



GN 21
Leveling Feet
Stainless Steel, without Mounting Holes, Turned Base Plate

Fine turned, without or with underlay, inlaid black. Without or with nut, or with external hex with internal thread. With adjustable sleeve, covered thread and wrench flat at the bottom.
Bases Ø: From 80 to 120 mm
Threadings: From M8 to M30



GN 22
Leveling Feet
Stainless Steel, without Mounting Holes, Turned Base Plate

Base fine turned, without or with rubber underlay, inlaid black. Threaded stem without or with nut, external hex or wrench flat at the bottom.
Bases Ø: 80 - 100 - 120 mm
Threadings: M8 - M10 - M12 - M16 - M20 - M24



GN 32
Leveling Feet
Steel, with Rubber Pad, with Mounting Flange

Steel zinc plated or plastic coated, rubber inlaid black. Without or with nut, or with external hex with internal thread.
Bases Ø: From 50 to 100 mm
Threadings: From M8 to M24



GN 23
Leveling Feet
Stainless Steel, with Mounting Holes, Turned Base Plate

Fine turned, without or with underlay, inlaid black. Without or with nut, or with external hex with internal thread. With adjustable sleeve, covered thread and wrench flat at the bottom.
Bases Ø: From 80 to 120 mm
Threadings: From M8 to M30



GN 24
Leveling Feet
Stainless Steel AISI 316L, with Mounting Holes, Turned Base Plate

Base fine turned, without or with rubber underlay, inlaid black. Screw without or with nut, external hex or wrench flat at the bottom.
Bases Ø: 80 - 100 - 120 mm
Threadings: M8 - M10 - M12 - M16 - M20 - M24



GN 33
Leveling Feet
Stainless Steel, with Rubber Pad, with Mounting Flange

Matte shot-blasted, inlaid black. Without or with nut, or with external hex with internal thread. With adjustable sleeve, covered thread and wrench flat at the bottom.
Bases Ø: From 50 to 100 mm
Threadings: From M8 to M24



GN 40
Leveling Feet
Steel

Without or with rubber pad, with 2 mounting. Screw without or with nut, or with external hex with internal thread. External hex at the bottom, or hex socket at the top and wrench flat at the bottom.
Bases Ø: From 40 to 80 mm
Threadings: From M8 to M24



GN 41
Leveling Feet
Stainless Steel

Without or with rubber pad, with 2 mounting.
Without or with nut, or with external hex with internal thread. With adjustable sleeve, covered thread and wrench flat at the bottom.
Bases Ø: From 40 to 80 mm
Threadings: From M8 to M24



GN 44
Leveling Feet
Stainless Steel AISI 316L

Base without or with rubber pad, with two mounting holes. Threaded stem without or with nut, external hex or wrench flat at the bottom.
Bases Ø: 40 - 50 - 60 - 80 mm
Threadings: M8 - M10 - M12 - M16 - M20 - M24



ELESA and GANTER models all rights reserved in accordance with the law.
Always mention the source when reproducing our drawings.

11.1 Levelling feet

Continues

GN 42
Leveling Feet
Steel, with Fixing Lug, Drop Shape



Without or with rubber pad, clipped on black, or vulcanized black. Without or with nut, or with external hex with internal thread.
Bases Ø: From 50 to 80 mm
Threadings: From M8 to M24

GN 42-rectangular shape
Leveling Feet
Steel, with Fixing Lug, Rectangular Shape



Base without or with rubber pad, vulcanized black, with one or two slotted holes. Screw without or with nut, or with external hex with internal thread.
Bases Ø: 80 mm
Threadings: M8 - M10 - M12 - M16 - M20 - M24

GN 43
Leveling Feet
Stainless Steel, with Fixing Lug, Drop Shape



Without or with rubber pad, clipped on black or vulcanized black. Without or with nut, with external hex with internal thread, or with adjustable sleeve, covered thread and wrench flat at the bottom.
Bases Ø: From 50 to 80 mm
Threadings: From M8 to M24

GN 43-rectangular shape
Leveling Feet
Stainless Steel, with Fixing Lug, Rectangular Shape



Without or with rubber pad, vulcanized black, with one or two slotted holes. Without or with nut, with external hex with internal thread, or with adjustable sleeve, covered thread and wrench flat at the bottom. Bases Ø: 80 mm
Threadings: From M8 to M24

GN 45
Leveling Feet
Stainless Steel, with Fixing Lug, Drop Shape



Base without or with rubber pad, clipped on black, or vulcanized black. Screw without or with nut, external hex or wrench flat at the bottom.
Bases Ø: 50 - 60 - 80 mm
Threadings: M8 - M10 - M12 - M16 - M20 - M24

GN 36
Machine Feet
Steel, without Central Fastening Hole



Without rubber pad, with rubber underlay, or O-ring.
Bases Ø: 80 - 100 - 125 - 160 - 200 mm
Threadings: M20 - M24 - M30 - M36 - M42

GN 36.1
Foot Plates
Steel, without Central Fastening Hole



Without rubber pad, with rubber underlay, or O-ring. Zinc plated, blue passivated surface, other surface colors (powder coating), other geometries at the contact point, on request.
Bases Ø: 80 - 100 - 125 - 160 - 200 mm

GN 37
Machine Feet
Steel, with Central Fastening Hole



Without rubber pad, with rubber underlay, or O-ring.
Bases Ø: 80 - 100 - 125 - 160 - 200 mm
Threadings: M20 - M24 - M30 - M36 - M42

GN 37.1
Foot Plates
Steel, with Central Fastening Hole



Without rubber pad, with rubber underlay, or O-ring. Zinc plated, blue passivated surface, other surface colors (powder coating), other geometries at the contact point, on request.
Bases Ø: 80 - 100 - 125 - 160 - 200 mm

GN 6311.3
Foot Plates
for Grub Screws DIN 6332 / for Tommy Screws DIN 6304 / DIN 6306, Steel



Without or with plastic cap, gliding or non-gliding.
Bases Ø: 50 - 60 - 80 - 100 mm

ELESA and GANTER models all rights reserved in accordance with the law.
Always mention the source when reproducing our drawings.

11.1 Levelling feet

Continues

GN 6311.4
Leveling Feet
Steel



Without or with plastic cap, gliding or non-gliding.
Bases Ø: 50 - 60 - 80 - 100 mm
Threadings: M10 - M12 - M16 - M20

GN 6311.5
Foot Plates
for Grub Screws DIN 6332, Stainless Steel



Without or with plastic cap, gliding or non-gliding.
Bases Ø: 50 - 60 - 80 - 100 mm

INOX STAINLESS STEEL

GN 6311.6
Leveling Feet
Stainless Steel



Without or with plastic cap, gliding or non-gliding.
Bases Ø: 50 - 60 - 80 - 100 mm
Threadings: M10 - M12 - M16 - M20

INOX STAINLESS STEEL

GN 355
Leveling Elements
Steel / Stainless Steel



Threadings: M12 - M18 - M24 - M30 - M36

INOX STAINLESS STEEL

GN 355.2
Leveling Elements
Stainless Steel, with Captive Spherical Washer



Threadings: M12 - M18 - M24

INOX STAINLESS STEEL

GN 355.1
Assembly Tools
for Leveling Elements GN 355 / GN 355.2, Steel



Diameters: 12 - 18 - 24 - 30 - 36 mm

11.2 Bearing end caps

Material

- Aluminium
- Stainless steel
- Steel
- Technopolymer

ND.Q
End-caps for square tubes
heavy loads, technopolymer



Nickel-plated brass boss, threaded pass-through hole.
Threadings: M8 - M10 - M12 - M16 - M20

PA

NDX.Q
End-caps for square tubes
Technopolymer



Nickel-plated brass boss, threaded pass-through hole.
Threadings: M8 - M10 - M12 - M14 - M16 - M20 - M24

PA

NDX.T
End-caps for round tubes
Technopolymer



Nickel-plated brass boss, threaded pass-through hole.
Threadings: M8 - M10 - M12 - M14 - M16 - M20 - M24

PA

NDL.Q
End-caps for square tubes
Technopolymer



The two end-cap parts are connected together by means of two pins which are housed in special counter-seats.
Threadings: M6 - M8 - M10 - M12 - M16

PA

ELESA and GANTER models all rights reserved in accordance with the law.
Always mention the source when reproducing our drawings.

11.2 Bearing end caps

Continues

NDL.T
End-caps for round tubes
Technopolymer



The two end-cap parts are connected together by means of two pins which are housed in special counter-seats.
Threadings: M6 - M8 - M10 - M12

PA

GN 992
Insert Bushings
Aluminum, for Round Tubes and Square Tubes



Diameters: 20 - 25 - 30 - 32 - 35 - 40 - 42 - 45 - 48 - 50 mm

GN 992.5
Insert Bushings
Stainless Steel, for Round Tubes and Square Tubes



Diameters: 20 - 25 - 30 - 40 - 50 mm

INOX STAINLESS STEEL

NDA.Q
End-caps for square tubes
with adjustable height levelling element, technopolymer



Threadings: M12 - M16 - M22

PA

NDA.T
End-caps for round tubes
with adjustable height levelling element, technopolymer



Threadings: M12 - M16 - M22

PA

NDE.Q
End-caps expander for round tubes
Technopolymer



The two parts of the head are connected to each other by means of three pins which are housed in special counter-seats.
Threadings: M8 - M10 - M12

PA

NDE.T
End-caps expander for square tubes
Technopolymer



The two parts of the head are connected to each other by means of three pins which are housed in special counter-seats.
Threadings: M8 - M10 - M12

PA

NIL
Ribbed tube end plugs
Polyethylene



For square, rectangular or round tubes.

TPE

NCT
Protective caps for round tubes
Polyethylene



Diameters: from 4 to 114.3 mm

PE

NCD
Protection covers for nuts and bolts
Polyethylene



For nuts or bolts with thread M4-M30

PE

ELESA and GANTER models all rights reserved in accordance with the law.
Always mention the source when reproducing our drawings.

11.2 Bearing end caps

Continues

GN 349
Mounts for Leveling Feet
Steel



Base Ø: 36 mm

ELESA and GANTER models all rights reserved in accordance with the law.
Always mention the source when reproducing our drawings.

12 | HINGES AND ACCESSORIES





Hinges | Hinges for narrow jamb | Adjustable hinges | Hinges with adjustable friction | Hinges with indexing function | Spring hinges and shock absorbing hinges | Lift-off hinges | Hinges with electrical safety switch | Hinges, concealed

Reliable hinge solutions in stainless steel or SUPER-Technopolymer, offering excellent durability and corrosion resistance. A wide variety of assembly types, rotation angles, load capacities, and optional safety switches make them suitable for many applications - including concealed, lift-off, and adjustable hinges.

12.1 Hinges

Material

- Aluminium
- Stainless steel
- Stainless steel A4
- Steel
- Technopolymer
- Zinc Die Casting

Type of assembly

- Blind holes
- Blind holes - Threaded screws
- For welding
- Pass-through holes
- Pass-through holes - Blind holes
- Pass-through holes - Threaded screws
- Threaded screws

CFA.
Hinges
Technopolymer



Mounting via brass bosses with threaded hole; steel threaded studs; pass-through holes for countersunk or cylinder head screws.
Max. rotation angle 215° (-35° and +180°).
Dimensions: 40 - 49 - 65 - 97 mm

PA

CFAX.
Hinges
Technopolymer, acetal resin based technopolymer pin



Mounting via brass bosses with threaded hole, pass-through holes for flat countersunk or cylinder head screws, or threaded studs.
Max. rotation angle 215° (-35° and +180°).
Dimensions: 40 - 49 - 65 mm

PA

CFAX-IP
Hinges with packing ring
Protection rating up to IP69K, technopolymer



Mounting via brass bosses with threaded hole or steel threaded studs.
Max. rotation angle 215° (-35° and +180°).
Dimension: 49 mm

PA

CFK.
False hinge with single body
For CFA. and CFAX. Hinges, technopolymer



Mounting via pass-through holes for flat countersunk-head screws.
Dimension: 49 mm

PA

CFT.
Hinges
with screw-covers, technopolymer



Assembly via pass-through holes for countersunk head, cylindrical head, hexagonal head screws or nuts.
Max. rotation angle 200° (-20° and +180°).
Dimensions: 40 - 49 - 65 mm

PA

CFTX.
Hinges
Technopolymer



Black or white colour.
Assembly via pass-through holes for countersunk head, cylindrical head, hexagonal head screws or nuts.
Max. rotation angle 200° (-20° and +180°).
Dimensions: 40 - 49 - 65 mm

■ □

PA

CFTX-PP
Hinges
Hinge in polypropylene, pin in stainless steel or titanium



For aggressive environments.
Mounting via pass-through holes for flat countersunk head screws.
Max. rotation angle 200° (-20° and +180°).
Dimensions: 40 - 49 - 65 mm

PP

CFQ.
Hinges
with screw-covers, technopolymer



Hinge in polypropylene.
Assembly via pass-through holes for countersunk head, cylindrical head, hexagonal head screws or nuts.
Max. rotation angle 195° (-15° and +180°).
Dimension: 50 mm

POM

ELESA and GANTER models all rights reserved in accordance with the law.
Always mention the source when reproducing our drawings.

12.1 Hinges

Continues

CFL.
Hinges
Technopolymer



Mounting via pass-through holes for cylinder head screws.
Max. rotation angle 200° (-20° and +180°).
Dimension: 102 mm

PA

CFM.
Hinges
SUPER-technopolymer



Mounting via steel threaded studs, pass-through holes for countersunk or cylinder head screws.
Max. rotation angle 270° (-90° and +180°).
Dimensions: 30 - 40 - 50 - 60 mm

PROFILE COMPATIBLE · SUPER TECHNO POLYMER · PA

CFM-AE-V0
Hinges
Technopolymer certified self-extinguishing



Mounting via pass-through holes for countersunk head screws.
Max. rotation angle 270° (-90° and +180°).
Dimensions: 30 - 40 - 50 - 60 mm

PROFILE COMPATIBLE · PA

CFMX
Hinges
SUPER-technopolymer hinge and pin



Mounting via pass-through holes for countersunk head screws or cylinder head screws with washer.
Max. rotation angle 270° (-90° and +180°).
Dimensions: 30 - 40 - 50 - 60 mm

PROFILE COMPATIBLE · SUPER TECHNO POLYMER · PA

CFM-CLEAN
Hinges
SUPER-technopolymer, easy cleaning



For medical and hospital equipment. Mounting via pass-through holes for countersunk head screws.
Max. rotation angle 270° (-90° and +180°).
Dimensions: 30 - 40 - 50 - 60 mm

SUPER TECHNO POLYMER · CLEAN · PROFILE COMPATIBLE · PA

CFM-VD
Hinges
Visually Detectable technopolymer



Produced from FDA compliant raw material. Mounting via pass-through holes for countersunk head screws.
Max. rotation angle 270° (-90° and +180°).
Dimensions: 40 - 50 mm

INOX STAINLESS STEEL · PROFILE COMPATIBLE · VD · PA · FDA

CFM-MD
Hinges
Metal Detectable technopolymer



Produced from FDA compliant raw material. Mounting via pass-through holes for countersunk head screws.
Max. rotation angle 270° (-90° and +180°).
Dimensions: 40 - 50 mm

INOX STAINLESS STEEL · PROFILE COMPATIBLE · MD · PA · FDA

CFMQ
Hinges
SUPER-technopolymer



Mounting via pass-through holes for countersunk head screws.
Max. rotation angle 270° (-90° and +180°).
Dimension: 60 mm

PROFILE COMPATIBLE · SUPER TECHNO POLYMER · PA

CFMQ-AE-V0
Hinges
Technopolymer certified self-extinguishing



Mounting via pass-through holes for countersunk head screws.
Max. rotation angle 270° (-90° and +180°).
Dimension: 60 mm

PROFILE COMPATIBLE · PA

PMC
Spacer plates for hinges
Zinc alloy



They allow different hinges to be fitted on the same door/jamb.

ELESA and GANTER models all rights reserved in accordance with the law.
Always mention the source when reproducing our drawings.

12.1 Hinges

Continues

CFM-L
Horizontally elongated hinges
SUPER-technopolymer



Mounting via pass-through holes for flat countersunk head screws.
Max. rotation angle 270° (-90° and +180°).
Dimensions: 50 - 60 mm

PROFILE COMPATIBLE · SUPER TECHNO POLYMER · PA

CFM-SL
Hinge with slotted holes
SUPER-technopolymer



Mounting via slots with pass-through hole.
Max. rotation angle 270° (-90° and +180°).
Dimension: 60 mm

PROFILE COMPATIBLE · SUPER TECHNO POLYMER · PA

CFM-TR
Hinges
Triangular shape, SUPER-Technopolymer



Mounting via pass-through holes for countersunk head screws.
Max. rotation angle 270° (-90° and +180°).
Dimensions: 40 - 50 - 60 mm

PROFILE COMPATIBLE · SUPER TECHNO POLYMER · PA

CFM-TR-G
Hinges for mounting on glass or panels
Triangular shape, SUPER-Technopolymer



Mounting via pass-through holes for countersunk screws and pass-through hole with a round-headed screw.
Max. rotation angle 270° (-90° and +180°).
Dimensions: 40 - 50 - 60 mm

PROFILE COMPATIBLE · SUPER TECHNO POLYMER · PA

CFM-PC
Hinges
With integrated electric cable, technopolymer certified self-extinguishing



To allow electric current to pass from a jamb to the door.
Mounting via pass-through holes for countersunk head screws or brass bushing.
Max. rotation angle 245° (-65° and +180°).
Dimensions: 70 mm

PA

CFM-PCN
Hinges
SUPER-technopolymer



Mounting via pass-through holes for countersunk head screws or brass bushing.
Max. rotation angle 245° (-65° and +180°).
Dimensions: 70 mm

SUPER TECHNO POLYMER · PA

CFM-PCN-AE-V0
Hinges
Technopolymer certified self-extinguishing



Mounting via pass-through holes for countersunk head screws or brass bushing.
Max. rotation angle 245° (-65° and +180°).
Dimensions: 70 mm

PA

GN 7580
Precision Hinges
Hinge Leaf Aluminum, Bearing Bushings Bronze, Used as Joint



Inner or outer leaf type.
Tangential or radial fastening, with cylindrical recess or threaded bushing.
Dimensions: 40 - 55 - 75 mm

GN 938
Hinges
Zinc Die Casting, for Panels (Door Panes)



Other colors on request.
Dimensions: 92 - 122 mm

CFH.
Hinges
Technopolymer



Mounting via pass-through holes for cylinder head screws.
Max. rotation angle 275° (-95° and +180°).
Dimension: 50 mm

PA

ELESA and GANTER models all rights reserved in accordance with the law.
Always mention the source when reproducing our drawings.

12.1 Hinges

Continues

GN 237
Hinges
Zinc Die Casting / Stainless Steel / Aluminum



2x2 bores for countersunk screws or 2x2 threaded studs.
Dimensions: 30 - 40 - 50 - 60 mm

INOX STAINLESS STEEL

GN 237-extended
Hinges
Zinc Die Casting / Stainless Steel, Horizontally Elongated



2x2 bores for countersunk screws or 2x2 threaded studs.
Dimensions: 63 - 76 - 90 - 120 mm

INOX STAINLESS STEEL

GN 237.3
Heavy Duty Hinges
Stainless Steel, with Enhanced Strength / for Particularly Aggressive Environments



With bores for countersunk screws and centering attachments.
Dimensions: 50 - 60 - 80 mm

INOX STAINLESS STEEL FDA

GN 237.3-elongated
Heavy Duty Hinges
Stainless Steel, with Enhanced Strength / for Particularly Aggressive Environments, Horizontally Elongated



With bores for countersunk screws and centering attachments.
Dimensions: 63 - 76 - 90 - 120 - 160 mm

INOX STAINLESS STEEL FDA

CMM-AL
Hinges
Aluminium



Mounting via pass-through holes for countersunk head screws.
Max. rotation angle 270° (-90° and +180°).
Dimensions: 30 - 40 - 50 - 60 mm

GN 2370
Spacer Plates
Stainless Steel, for Hinges



Dimensions: 10.8 - 14.5 - 18 - 21.5 mm

INOX STAINLESS STEEL

GN 2372
Plates
Stainless Steel, with Tapped Holes, for Hinges



Dimensions: 9 - 12 - 15 - 18 mm

INOX STAINLESS STEEL

GN 2374
Rubber Bumper Stops
for Hinges GN 237, CFM, GN 337 and CFMY,
Steel Precision Casting



Dimensions: 12 - 15 - 18 mm

GN 437.1
Hinges
Zinc Die Casting



2x2 bores for countersunk screws.
Dimension: 60 mm

CFJ.
Tamperproof hinges
Technopolymer



Mounting via bosses with threaded hole, pass-through holes with housing for hexagonal head screws, or threaded studs.
Max. rotation angle 275° (-95° and +180°).
Dimension: 50 mm

PA

ELESA and GANTER models all rights reserved in accordance with the law.
Always mention the source when reproducing our drawings.

12.1 Hinges

Continues

CFJ-AE-V0
Tamperproof hinges
Technopolymer certified self-extinguishing



Mounting via bosses with threaded holes or threaded studs.
Max. rotation angle 275° (-95° and +180°).
Dimension: 50 mm

PA

GN 136
Sheet Metal Hinges
Steel / Stainless Steel, Square or Vertically Elongated, Horizontally Elongated



Without bores, with through-holes or countersunk holes.
Dimensions: 30 - 40 - 45 - 50 - 60 - 75 - 80 - 90 - 100 - 120 - 160 mm

INOX STAINLESS STEEL

GN 1362
Sheet Metal Hinges
Stainless Steel, for Welding



Without bores. Other dimensions, with bores, or other surface types on request.
Dimensions: 60 - 80 - 100 mm

INOX STAINLESS STEEL

GN 1364
Sheet Metal Hinges
Stainless Steel, Pointed



With through-holes. Without bores, with countersunk holes, or other surface types on request.
Dimensions: 70 - 105 - 140 mm

INOX STAINLESS STEEL

GN 1366
Hinges
Steel Profile, for Welding



Without bores, with lubricating nipple. With loose or brass pin, plain bearing bush (bronze), holes, or other dimensions and finish types on request.
Dimensions: 60 - 120 - 160 - 200 - 220 mm

GN 138
Hinges
Zinc Die Casting



Mounting from the back.
Dimensions: 40 - 50 - 60 - 80 mm

GN 139.2
Hinges with Safety Switch
Zinc Die Casting



Dimensions: 49 - 79 mm

GN 139.6
Hinges with Safety Switch
Stainless Steel



Dimension: 76 mm

INOX STAINLESS STEEL

CFE.
Hinges
Technopolymer



Mounting via bosses with threaded hole, threaded studs or pass-through holes for cylinder head screws.
Max. rotation angle 200° (-80° and +120°).
Dimensions: 30 - 40 - 48 - 66 mm

PA

CFG.
Hinges for profiles
Technopolymer



For profiles with size 30 - 40 - 45 - 60 mm.
Black or grey colour.
Mounting via pass-through holes for flat countersunk head screws.
Max. rotation angle 280° (-100° and +180°).
Dimension: 36 mm

PROFILE COMPATIBLE

PA

ELESA and GANTER models all rights reserved in accordance with the law.
Always mention the source when reproducing our drawings.

12.1 Hinges

Continues

CFI.
Double hinges for profiles
Technopolymer



For profiles with size 30 - 40 - 45 - 60 mm.
Black or grey colour.
Mounting via pass-through holes for flat countersunk head screws.
Max. rotation angle 260°/275° (-95° and +165°/180°).
Dimension: 36 mm

PROFILE COMPATIBLE PA

GN 2291
Hinge Leafs
Aluminum, for Aluminum Profiles / Panel Elements



Exterior or interior hinge leaf, with guide step. Without bores or with countersunk holes. Other lengths and hole spacings, or other finishes on request.
Dimensions: 43 - 50 mm

PROFILE COMPATIBLE

GN 2290
Bolt Sets
for Hinge Leafs GN 2291, Plastic / Pin Steel



For two-part or three-part hinges, with short or elongated middle wing.
Identification No.: 1 - 2 - 3

GN 2295
Hinges
Aluminum, for Aluminum Profiles / Panel Elements, Three-Part



Exterior or interior hinge leafs. With countersunk holes. Other lengths, hole spacings and finishes on request.
Dimensions: 72 - 86 mm

PROFILE COMPATIBLE

GN 2295-elongated
Hinges
Aluminum, for Aluminum Profiles / Panel Elements, Three-Part, Vertically Elongated Outer Leafs



Exterior or interior hinge leafs. With countersunk holes. Other lengths, hole spacings and finishes on request.
Dimensions: 72 - 86 mm

PROFILE COMPATIBLE

GN 161
Hinges
Zinc Die Casting, for Aluminum Profiles



Dimensions: 57 - 68 - 80 mm

PROFILE COMPATIBLE

CFC.
Thin hinge
Technopolymer



Mounting via pass-through holes for self-tapping screws with flat countersunk head.
Max. rotation angle 325°.
Dimension: 55 mm

PA

GN 129
Hinges
Steel, Consisting of Two Parts / Three Parts



Dimensions: 25.6 - 32.5 - 39.2 - 49 mm

GN 129.2
Hinges
Steel / Stainless Steel, Consisting of Three Parts



Mounting from the back.
Dimensions: 40 - 51 mm

INOX STAINLESS STEEL

GN 129.3
Hinges
Steel, Consisting of Three Parts



Mounting from the front side.
Dimension: 55 mm

ELESA and GANTER models all rights reserved in accordance with the law.
Always mention the source when reproducing our drawings.

12.1 Hinges

Continues

GN 129.5
Hinges
Stainless Steel,
Consisting of Three Parts

Dimensions: 39.2 - 49 mm



INOX STAINLESS STEEL

GN 2376
Plates
Stainless Steel, with Threaded Studs, for Hinges

Other threaded studs, plate sizes, or plate geometries on request.
Dimensions: 15 - 20 - 25 - 30 mm



INOX STAINLESS STEEL

12.2 Hinges for narrow jamb

Material

- Aluminium
- Technopolymer

Type of assembly

- Blind holes
- Blind holes - Threaded screws
- For welding
- Pass-through holes
- Pass-through holes - Blind holes
- Pass-through holes - Threaded screws
- Threaded screws

CFD.
Hinges for narrow jamb
Technopolymer

Mounting via bosses with threaded hole, threaded studs or pass-through holes for cylinder head screws.
Max. rotation angle 205° (-15° and +190°).
Dimensions: 30 - 40 - 48 - 66 mm



PA

CFDA
Hinges for narrow jamb
SUPER-technopolymer

Mounting via pass-through holes for flat countersunk head screws.
Max. rotation angle 215° (-5° and +210°).
Dimensions: 72 - 100 mm



SUPER TECHNO POLYMER PA

CMDX-AL
Hinges for narrow jambs and thin doors
Aluminium

For planar and non planar structures. Black or grey colour.
Mounting via self-tapping stainless steel screws.
Max. rotation angle 185° (-5° and +180°).
Dimensions: 50 - 70 - 90 mm



PA

CFF.
Hinges for narrow jambs and doors
Technopolymer

Mounting via brass bosses with threaded hole or steel threaded studs.
Max. rotation angle 200° (-10° and +190°).
Dimensions: 30 - 40 - 48 - 66 mm



PA

CFB.
Hinges for narrow jambs and doors
Technopolymer

Mounting via pass-through holes for flat countersunk head screws and reference pins for precise positioning.
Max. rotation angle 200° (-10° and +190°).
Dimension: 108 mm



PA

CFBS
Hinges for narrow jambs and doors
SUPER-technopolymer

Mounting via pass-through holes for countersunk head screws.
Max. rotation angle 180° (-0° and +180°).
Dimension: 75 mm



SUPER TECHNO POLYMER PA

12.3 Adjustable hinges

CFA-SL
Hinges with slotted holes
Technopolymer

Mounting via slots with pass-through hole for cylindrical head screw for horizontal, vertical, or both adjustments to compensate misalignments of doors.
Max. rotation angle 215° (-35° and +180°).
Dimension: 65 mm



PROFILE COMPATIBLE PA

GN 238
Hinges
Zinc Die Casting, Adjustable, with Cover

Adjustable on both sides, one-sided adjustable, or not adjustable.
Dimensions: 42 - 50 - 60 mm



ELESA and GANTER models all rights reserved in accordance with the law.
Always mention the source when reproducing our drawings.

12.3 Adjustable hinges

Continues

Material

- Stainless steel
- Technopolymer
- Zinc Die Casting

Type of assembly

- Pass-through holes

CFR.
Hinge with adjusting inserts
SUPER-technopolymer



To compensate limited misalignments of doors.
Mounting via pass-through holes for countersunk head screws.
Max. rotation angle 260° (-90° and +170°).
Dimension: 60 mm

PROFILE COMPATIBLE · SUPER TECHNO POLYMER · PA

GN 235
Hinges
Zinc Die Casting / Stainless Steel, Adjustable



Vertically and/or horizontally adjustable. With through-holes.
Dimensions: 40 - 45 - 50 - 55 - 60 - 68 - 76 mm

INOX STAINLESS STEEL

GN 127
Hinges
Zinc Die Casting / Stainless Steel, Adjustable



Vertically and/or horizontally adjustable.
Dimensions: 52 - 64 - 76 mm

INOX STAINLESS STEEL · PROFILE COMPATIBLE

12.4 Hinges with adjustable friction

Material

- Stainless steel
- Technopolymer
- Zinc Die Casting

Type of assembly

- Pass-through holes

CFA-ERS
Hinges with friction
Technopolymer



Mounting via pass-through holes for flat countersunk head screws.
Max. rotation angle 215° (-35° and +180°).
Dimensions: 49 - 65 - 97 mm

PA

CFG-ERS
Hinges for profiles with friction locking
Technopolymer



For profiles with size 30 - 40 - 45 - 60 mm.
Black or grey colour.
Mounting via pass-through holes for flat countersunk head screws.
Max. rotation angle 280° (-100° and +180°).
Dimension: 36 mm

PROFILE COMPATIBLE · PA

GN 437.2
Hinges
Zinc Die Casting, Lockable



2x2 bores for countersunk screws.
Dimension: 60 mm

CFU.
Hinges with adjustable friction
with frontal adjustement screw, Technopolymer



Mounting via pass-through holes for cylindrical head screws.
Max. rotation angle 275° (-95° and +180°).
Dimensions: 40 - 60 mm

POM

CFU-CLEAN
Hinges with adjustable friction
with frontal adjustement screw, technopolymer, easy cleaning



For medical and hospital equipment. Mounting via pass-through holes for cylindrical head screws.
Max. rotation angle 275° (-95° and +180°).
Dimensions: 40 - 60 mm

CLEAN · POM

CFU-RA
Hinge with adjustable friction
with axial adjustment screw, technopolymer



Mounting via pass-through holes for cylindrical head screws.
Max. rotation angle 270° (-90° and +180°).
Dimension: 67 mm

PA

ELESA and GANTER models all rights reserved in accordance with the law.
Always mention the source when reproducing our drawings.

12.4 Hinges with adjustable friction

Continues

GN 437
Hinges
Zinc Die Casting / Stainless Steel, with Adjustable Friction

2x2 bores for countersunk screws.
Dimensions: 40 - 50 - 60 mm



INOX STAINLESS STEEL

12.5 Hinges with indexing function

Material

- Technopolymer
- Zinc Die Casting

Type of assembly

- Pass-through holes

CFP.
Detent hinges
with screw-covers, technopolymer

With detent positions at 0°, 80°, 120°, 170°. Mounting via pass-through holes for flat countersunk, cylinder or hexagonal head screws.
Max. rotation angle 195° (-15° and +180°).
Dimension: 50 mm



POM

CFA-F
Detent hinges
Technopolymer

With detent position at 95°. Mounting via brass bosses with threaded hole, pass-through holes for flat countersunk or cylinder head screws.
Max. rotation angle 105° (-10° and +95°).
Dimensions: 49 - 65 mm



PA

CFV.
Detent hinges
Technopolymer

With detent positions at -90°, 0°, 70°, 115°. Mounting via pass-through holes for flat countersunk or hexagonal head screws.
Max. rotation angle 210° (-90° and +120°).
Dimension: 65 mm



PA

CFVT.
Detent hinges
Technopolymer

With detent positions at -70°, -7°, 80°, 115°, 150° and different resistant torques. Mounting via pass-through holes for cylindrical head screws.
Max. rotation angle 255° (-75° and +180°).
Dimension: 53 mm



PA

GN 437.4
Hinges
Zinc Die Casting, with Detent

Indexing positions -90°, 0°, 90° and 180°. Or -3° and 117°.
Holding torque 0.5 Nm, 1 Nm, 2.5 Nm, or 4 Nm.
Dimension: 60 mm



12.6 Spring hinges and shock absorbing hinges

CFMR.
Spring hinges
for automatic return, SUPER-technopolymer

Automatic return on closing or opening. Mounting via pass-through holes for cylindrical head screws
Max. rotation angle 270° (-90° and +180°).
Dimension: 67 mm



SUPER TECHNO POLYMER PA

GN 437.3
Hinges
Zinc Die Casting, with Spring-Loaded Return

Spring-loaded return, closing or opening, medium spring force.
Dimension: 60 mm



ELESA and GANTER models all rights reserved in accordance with the law.
Always mention the source when reproducing our drawings.

12.6 Spring hinges and shock absorbing hinges

Continues

Material

- Aluminium
- Technopolymer
- Zinc Die Casting

Type of assembly

- Blind holes
- Blind holes - Threaded screws
- Pass-through holes
- Threaded screws

CFAM.
Hinges with shock absorber
for soft opening and closing, technopolymer



Mounting via pass-through holes for cylindrical head screws
Max. rotation angle 110° (0° and +110°).
Dimension: 67 mm

SUPER TECHNO POLYMER PA

CFNR
In line lift-off spring hinge
for automatic return, technopolymer



Mounting via brass bosses with threaded hole or steel threaded studs.
The torque varies progressively with the opening/closing angle of the hinge.
Dimension: 62 mm

PA

MT-CFNR
Tool for mounting CFNR spring hinges
Aluminium



Useful during the hinge mounting phase to ensure that the door remains closed or open in the resting position.

12.7 Lift-off hinges

Material

- Aluminium
- Stainless steel
- Stainless steel A4
- Steel
- Technopolymer
- Zinc Die Casting

Type of assembly

- Blind holes
- Blind holes - Threaded screws
- For welding
- Pass-through holes
- Pass-through holes - Threaded screws
- Threaded screws

CFN.
In line lift-off hinges
Technopolymer



To compensate limited misalignments of doors.
Mounting via brass bosses with threaded hole or steel threaded studs.
Dimension: 65 mm

PA

CFO.
Offset lift-off hinge
Technopolymer



To compensate limited misaligmnents of doors. Mounting via pass-through holes for hexagonal or cylinder head screws, or hexagonal nuts.
Dimension: 65 mm

PA

GN 161.1
Hinges
Zinc Die Casting, Detachable



Dimension: 15 mm

GN 161.2
Hinges
Zinc Die Casting, Detachable



Fixed bearing (pin) right or left.
Dimension: 32 mm

GN 128
Hinges
Steel, Detachable, for Welding



With fixed steel or brass pin, with lubricated nipple, or with loose steel pin.
Dimensions: 40 - 50 - 60 - 80 - 100 - 120 - 135 - 150 - 180 - 200 mm

GN 128.2
Hinges
Aluminum / Stainless Steel, Detachable, for Welding



Dimensions: 60 - 80 - 100 - 120 - 150 - 180 mm

INOX STAINLESS STEEL

ELESA and GANTER models all rights reserved in accordance with the law.
Always mention the source when reproducing our drawings.

12.7 Lift-off hinges

Continues

CFMY
Lift-off hinges
SUPER-technopolymer



For a quick mounting and disassembling of doors.
Mounting via pass-through holes for flat countersunk head screws.
Max. rotation angle 270° (-90° and +180°).
Dimensions: 40 - 50 - 60 mm

CFMY-NL
Lift-off hinges
with locking/unlocking system, technopolymer



For a quick mounting and disassembling of doors.
Mounting via pass-through holes for flat countersunk head screws.
Max. rotation angle 195° (-15° and +180°).
Dimension: 60 mm

GN 337
Hinges
Zinc Die Casting / Stainless Steel, Detachable



2x2 bores for countersunk screws. Fixed bearing (pin) right or left.
Dimensions: 40 - 50 - 60 mm

GN 2292
Hinges
Aluminum, Detachable, for Aluminum Profiles, with Guide Step



Exterior or interior hinge leafs. With countersunk holes. Other lengths, hole spacings and other finishes on request.
Dimensions: 72 - 86 mm

GN 2294
Hinges
Aluminum, Detachable, for Aluminum Profiles / Panel Elements



Exterior or interior hinge leafs. With countersunk holes. Other lengths, hole spacings and other finishes on request.
Dimensions: 72 - 86 mm

CFGY
Lift-off hinges for profiles
SUPER-Technopolymer



For a quick mounting and disassembling of doors. For profiles with size 40 mm. Black or grey colour. Mounting via pass-through holes for flat countersunk head screws.
Max. rotation angle 270° (-90° and +180°).
Dimension: 32 mm

12.8 Hinges with electrical safety switch

CFSW.
Hinges with built-in safety switch
SUPER-technopolymer



Switch with four electrical contacts (2NO+2NC or 1NO+3NC).
Positive opening in accordance with IEC EN 60947-5-1.
Black or grey colour.
Dimension: 110 mm

PMW.
CFSW. and CFMW. assembly kit for profiles
SUPER-technopolymer



Allows installation of CFSW.110 and CFMW.110 hinges on standard profile sizes 30, 35, 40, 45 and 50 mm with T-slot.

Material

- Stainless steel
- Steel
- Technopolymer
- Zinc Die Casting

Type of assembly

- Blind holes
- Blind holes - Threaded screws
- Pass-through holes
- Pass-through holes - Blind holes

CFMW.
Hinges
SUPER-technopolymer



Black or grey colour.
Mounting via pass-through holes for countersunk head, cylindrical head screws or hexagonal nuts.
Max. rotation angle 180° (0° and +180°).
Dimensions: 70 - 110 mm

CFMW-AE-V0
Hinges
Technopolymer certified self-extinguishing



Black or grey colour.
Mounting via pass-through holes for countersunk head, cylindrical head screws or hexagonal nuts.
Max. rotation angle 180° (0° and +180°).
Dimensions: 70 - 110 mm

ELESA and GANTER models all rights reserved in accordance with the law.
Always mention the source when reproducing our drawings.

12.8 Hinges with electrical safety switch

Continues

CFSQ
Hinges with built-in safety switch
SUPER-technopolymer



Safety switch with a normally closed contact (NC) and a normally open contact (NO) in change-over.
Positive opening in accordance with IEC EN 60947-5-1.
Dimension: 53 mm

CFSQ-IP69K
Hinges with built-in safety switch
with IP69K protection,
SUPER-technopolymer



Safety switch with a normally closed contact (NC) and a normally open contact (NO) in change-over.
Positive opening in accordance with IEC EN 60947-5-1.
Dimension: 53 mm

GN 139.1
Hinges with Safety Switch
Zinc Die Casting



Cable or connector plug at the top, bottom, or from the back.
Hinges with operating angle > 0°, or with other contact loadings on request.
Dimensions: 49 - 79 mm

GN 139.3
Mounting Plates
for Hinges GN 139.1 / GN 139.2,
Steel, flat



Dimension: 170 mm

GN 139.4
Mounting Plates
for Hinges GN 139.1 / GN 139.2,
Zinc Die Casting, angled



Dimension: 101 mm

GN 139.5
Hinges with Safety Switch
Stainless Steel



Cable from the back. Hinges with operating angle > 0°, or with other contact loadings on request.
Dimension: 76 mm

GN 330
Cables with Connector Coupling



Connector straight or 90° angled. Other cable lengths on request.
Lengths: 2 - 5 - 10 m

12.9 Hinges, concealed

GN 7231
Multiple-Joint Hinges
Stainless Steel, Concealed,
Opening Angle 90°



Fixing angle piece left or right.
Other materials, finishes, fixing angle pieces, opening angles, max. wall thicknesses and lifting motions on request.
Dimensions: 30 - 40 - 50 - 60 mm

CHG.
Concealed hinge
SUPER-technopolymer



Mounting via pass-through holes using studs with nuts, or cylinder head screws.
Max. rotation angle 180° (-90° and +90°).
Dimension: 80 mm

ELESA and GANTER models all rights reserved in accordance with the law.
Always mention the source when reproducing our drawings.

12.9 Hinges, concealed

Continues

Material

- Aluminium
- Stainless steel
- Technopolymer

Type of assembly

- Pass-through holes
- Pass-through holes - Threaded screws
- Threaded screws

GN 7233
Multiple-Joint Hinges
Stainless Steel, Concealed, Opening Angle 120°



Fixing angle piece left or right. Other materials, finishes, fixing angle pieces, opening angles, max. wall thicknesses and lifting motions on request.
Dimensions: 30 - 40 - 50 - 60 mm

INOX STAINLESS STEEL

GN 7237
Multiple-Joint Hinges
Stainless Steel, Concealed, Opening Angle 180°



Fixing angle piece left or right. Other materials, finishes, fixing angle pieces, opening angles, max. wall thicknesses and lifting motions on request.
Dimensions: 30 - 40 - 50 - 60 mm

INOX STAINLESS STEEL

GN 7241
Multiple-Joint Hinges
Aluminum, Concealed, Opening Angle 90°



Other finishes / colors, fastening flanges, opening angles, max. wall thicknesses and lifting motions on request.
Dimension: 75 mm

GN 7243
Multiple-Joint Hinges
Aluminum, Concealed, Opening Angle 120°



Other finishes / colors, fastening flanges, opening angles, max. wall thicknesses and lifting motions on request.
Dimension: 75 mm

GN 7247
Multiple-Joint Hinges
Aluminum, Concealed, Opening Angle 180°



Other finishes / colors, fastening flanges, opening angles, max. wall thicknesses and lifting motions on request.
Dimension: 75 mm

GN 7247.2
Spacer Plates
Stainless Steel, for Multiple-Joint Hinges (Aluminum)



Other plate thicknesses on request.
Dimension: 60 mm

INOX STAINLESS STEEL

GN 7247.4
Plates
Stainless Steel, with Tapped Holes, for Multiple-Joint Hinges (Aluminum)



Other plate sizes and plate geometries on request.
Dimensions: 60 - 75 mm

INOX STAINLESS STEEL

GN 7247.6
Plates
Stainless Steel, with Threaded Studs, for Multiple-Joint Hinges (Aluminum)



Other threaded stud lengths, plate sizes and plate geometries on request.
Dimensions: 60 - 75 mm

INOX STAINLESS STEEL

ELESA and GANTER models all rights reserved in accordance with the law.
Always mention the source when reproducing our drawings.



Latches with handle | Latches with clamping function | Latches with key | Snap locks | Latches with indexing function | Edge protection profiles

A wide range of latches with knob or key, available in metal, stainless steel or technopolymer, for locking control cabinets, panels, and machine doors. The range includes snap locks, indexing latches, and clamping versions. Edge protection profiles and sealing gaskets ensure safe, sealed edges for panels and enclosures.

13.1 Latches with handle

Material

- Duroplast - Stainless steel
- Duroplast - Steel
- Stainless steel
- Steel
- Technopolymer
- Zinc Die Casting

GN 115-WOE-ZD
Latches
Zinc Die Casting, with Operating Element

With star or wing knob, T-handle, knurled knob GN 7336, lever, or hand lever (only in SW).
Latch distances: 4 - 6 - 8 - 10 - 13 - 14 - 16 - 18 - 20 - 22 - 24 - 26 - 28 - 30 - 32 - 34 - 36 - 38 - 40 - 42 - 45 - 50 mm



GN 115-WOE-SST
Latches
Stainless Steel, with Plastic Operating Elements / with Operating Elements in Stainless Steel

With knurled knob GN 7336, with star or wing knob, T-handle, or lever.
Latch distances: 6 - 10 - 14 - 18 - 20 - 22 - 24 - 26 - 28 - 30 - 34 - 38 - 40 - 50 mm



INOX STAINLESS STEEL

CMT.AE-V0
Lever latches
with fold-away knob, technopolymer certified self-extinguishing

Protection class IP 65.
Rotation 90°.
Dimensions: 18 - 20 - 24 - 32 mm



IP65 PA

CM.
Compression latches
with wing knob, zinc alloy

With or without transversal padlock holes. Nickel-plated zinc alloy rotor, stator and knob; brass nut; zinc-plated steel closing lever and screw.
Rotation 90°.
Dimensions: 20 - 25 mm



CMLX
Compression latches with padlock holes
with wing knob, zinc alloy

Nickel-plated zinc alloy rotor, stator and knob; brass nut; zinc-plated steel closing lever and screw. Suitable for use on cabinet doors and doors subject to strong vibrations.
Rotation 90°.
Dimension: 30 mm



GN 120
Protective Caps
Plastic, for Latches

Dimensions: 29 - 36 mm



GN 120.1
Opening Handles
Plastic, for Latches

Dimensions: 31 - 35 mm



VCK.
Cam latches
with duroplast lobe knob, steel or stainless steel cam

Smooth zinc-plated steel or AISI 303 stainless steel stud.
Door thickness compensation spring in zinc-plated steel or AISI 303 stainless steel.
Right or left opening.
Knob diameter: 50 - 60 - 70 mm



INOX STAINLESS STEEL PF

ELESA and GANTER models all rights reserved in accordance with the law.
Always mention the source when reproducing our drawings.

13.1 Latches with handle

Continues

GN 123
Sheet Metal Punches
Steel, for Mounting Latches



Sheet metal punches GN 123.5 for stainless steel sheet on request.
Squares: 14.1 - 20.1 mm

13.2 Latches with clamping function

Material

- Stainless steel
- Steel
- Technopolymer - Die-cast zin alloy
- Technopolymer - Steel
- Zinc Die Casting

GN 116.1
Rotary Clamping Latches
Zinc Die Casting, Operation with Operating Element / Socket Key



With knurled knob, square, triangle, hex, or double bit.
Clamping ranges: 4...16 - 11...23 - 19...31 - 27...39 - 34...46 mm

GN 516
Rotary Clamping Latches
Zinc Die Casting, Operation with Operating Element / Socket Key



With triangle, square, slot, double bit, knurled or wing knob, or lever.
Latch distances: 17 - 19 - 21 - 23 - 26 - 27 - 29 - 31 - 33 - 35 - 37 - 39 - 41 - 43 - 45 - 47 - 49 - 51 - 53 - 55 - 58 - 63 mm

IP65

GN 516.1
Rotary Clamping Latches
Zinc Die Casting, with Continuously Adjustable Latch Distance



With triangle, square, slot, double bit, knurled or wing knob, or lever.
Latch distances: 1...11 - 11...21 - 21...31 - 31...41 mm

IP65

GN 117
Latches
Steel, Operation with Star Knob



With star knob.
Door thicknesses: 1.5...3 - 10.5...12 - 3...4.5 - 4.5...6 - 6...7.5 - 7.5...9 - 9...10.5 mm

GN 119
Latches
Zinc Die Casting / Stainless Steel, Operation with Operating Element / Socket Key



With star knob, triangle, square, or double bit.
Clamping ranges: 17...25 - 22...30 - 27...35 - 32...40 - 37...45 - 42...50 - 47...55 - 52...60 - 57...65 mm

INOX STAINLESS STEEL
IP65

GN 218
Cam latches
Steel



Clamping direction left or right turn.
Dimensions: 35 - 65 - 80 mm

GN 119.3
Latches with Cabinet U-Handle
Zinc Die Casting, Operation with Socket Key



With triangle, square, or double bit.
Clamping ranges: 17...25 - 22...30 - 27...35 - 32...40 - 37...45 - 42...50 - 47...55 - 52...60 - 57...65 mm

ELESA and GANTER models all rights reserved in accordance with the law.
Always mention the source when reproducing our drawings.

13.3 Latches with key

Material

- Brass zinc alloy
- Stainless steel
- Steel
- Technopolymer
- Technopolymer - Die-cast zin alloy
- Technopolymer - Zamac
- Zinc Die Casting

GN 115-WOE-L
Latches
Zinc Die Casting / Stainless Steel, with Operating Elements, Lockable

With key or wing knob (same or different lock), with T-handle or hand lever (same or different lock). Latch arm in A4, and lock with different combinations on request. Latch distances: 4 - 6 - 8 - 10 - 13 - 14 - 16 - 18 - 20 - 22 - 24 - 26 - 28 - 30 - 32 - 34 - 36 - 38 - 40 - 42 - 45 - 50 mm



GN 115-WSK-ZD
Latches
Zinc Die Casting, Operation with Socket Key

With triangular or square spindle, slot, double bit, or hexagon. Other operations on request.
Latch distances: 4 - 6 - 8 - 10 - 13 - 14 - 16 - 18 - 20 - 22 - 24 - 26 - 28 - 30 - 32 - 34 - 36 - 38 - 40 - 42 - 45 - 50 mm



GN 115-WSK-SST
Latches
Stainless Steel, Operation with Socket Keys

With triangular or square spindle, slot or double bit. Other operations on request.
Latch distances: 6 - 10 - 14 - 18 - 20 - 22 - 24 - 26 - 28 - 30 - 34 - 38 - 40 - 50 mm



GN 115-IP
Latches
Stainless Steel, Operation with Socket Keys, Protection Class IP 69k

With two, three, or four exterior flats.
Latch distances: 6 - 10 - 14 - 18 - 20 - 22 - 24 - 26 - 28 - 30 - 34 - 38 - 40 - 50 mm



GN 515
Latches
Zinc Die Casting / Stainless Steel, with Extended Housing, Operation with Socket Keys / with Operating Elements

With triangular or square spindle, slot, double bit, wing knob or T-handle (same lock), star or wing knob, T-handle, knurled knob GN 7336, lever.
Latch distances: From 16 to 92 mm



GN 1150
Latches
Stainless Steel, Operating Side in Hygienic Design / Operating and Latch Arm Side in Hygienic Design

With two spanner flats. Sealing ring EPDM.
Latch distances: 6 - 7.5 - 10 - 13.5 - 14 - 18 - 19.5 - 20 - 22 - 24 - 26 - 28 - 30 - 33 - 36 - 44 mm



GN 115.7
Latches with Cabinet U-Handle
Zinc Die Casting, Operation with Socket Key

Powder coated black or silver. With triangle, square, slot, or double bit.
Latch distances: 4 - 6 - 8 - 10 - 13 - 14 - 16 - 18 - 20 - 22 - 24 - 26 - 28 - 30 - 32 - 34 - 36 - 38 - 40 - 42 - 45 - 50 mm



GN 115.8-WOE-NL-ZD
Hook-Type Latches
Zinc Die Casting, with Operating Element, Not Lockable

With star or wing knob, T-handle, knurled knob GN 7336, or lever. Hook-type latches with other hook distance A, or hook with other pivoting radius R, on request.
Hook distance: 18 mm



GN 115.8-WOE-NL-SST
Hook-Type Latches
Stainless Steel, with Operating Element, Not Lockable

With star or wing knob, lever, or T-handle. Hook-type latches with other hook distance A, or hook with other pivoting radius R, on request.
Hook distance: 18 mm



GN 115.8-WOE-NL-SST-P
Hook-Type Latches
Stainless Steel, with Plastic Operating Element, Not Lockable

With knurled knob GN 7336, wing knob, or lever. Hook-type latches with other hook distance A, or hook with other pivoting radius R, on request.
Hook distance: 18 mm



ELESA and GANTER models all rights reserved in accordance with the law.
Always mention the source when reproducing our drawings.

13.3 Latches with key

Continues

GN 115.8-L-ZD
Hook-Type Latches
Zinc Die Casting, Lockable



With key, wing knob, or T-handle (same or different lock).
Hook-type latches with other hook distance A, or hook with other pivoting radius R, on request.
Hook distance: 18 mm

GN 115.8-L-SST
Hook-Type Latches
Stainless Steel, Lockable



With key, wing knob, or T-handle (same lock). Hook-type latches with other hook distance A, or hook with other pivoting radius R, on request.
Hook distance: 18 mm

INOX STAINLESS STEEL

GN 115.8-WSK-NL-ZD
Hook-Type Latches
Zinc Die Casting,
Operation with Socket Key,
Not Lockable



With triangle, square, slot, or double bit. Hook-type latches with other hook distance A, or hook with other pivoting radius R, on request.
Hook distance: 18 mm

GN 115.8-WSK-NL-SST
Hook-Type Latches
Stainless Steel, Operation with Socket Key, Not Lockable



With triangle, square, slot, or double bit. Hook-type latches with other hook distance A, or hook with other pivoting radius R, on request.
Hook distance: 18 mm

INOX STAINLESS STEEL

GN 115.8-WSK-IP-SST
Hook-Type Latches
Stainless Steel, Operation with Socket Key, Protection Class IP 69k



With two, three, or four exterior flats. Hook-type latches with other hook distance A, or hook with other pivoting radius R, on request.
Hook distance: 18 mm

INOX STAINLESS STEEL

GN 115.9
Latches with Safety Function
Zinc Die Casting, Operation with Socket Key / with Plastic Operating Element



With push-to-turn safety function. With triangle, square, knurled or wing knob, or lever.
Latch distances: 4 - 6 - 8 - 10 - 13 - 14 - 16 - 18 - 20 - 22 - 24 - 26 - 28 - 30 - 32 mm

GN 120.2
Protective Guide Plates
Plastic, for Latches



Mounting with countersunk screw or adhesive pad.
Dimension: 60 mm

GN 120.3
Internal Cabinet Handles
Zinc Die Casting, for Latches



Length: 90 mm

BOCK
Cam latches with key
Steel or stainless steel cam



Nickel-plated steel stud; brass guide bush and locking nut; sintered, steel cam; zinc-plated steel spring or stainless steel stud, guide bush, locking nut, cam and spring. Triangular technopolymer keyway.
Right or left opening.
Lengths: 46 - 54 - 64 mm

INOX STAINLESS STEEL

CQT.AE-V0
Lever latches with key
technopolymer certified self-extinguishing



Stainless steel self-tapping screw. Rotation 90°.
Two-wing or triangular technopolymer keyway.
Dimensions: 18 - 20 - 24 - 32 mm

IP65 PA

ELESA and GANTER models all rights reserved in accordance with the law.
Always mention the source when reproducing our drawings.

13.3 Latches with key

Continues

CQ.
Lever latches with key
zinc alloy



Nickel-plated zinc alloy stator and rotor; brass or zinc alloy nut, zinc-plated steel shaped closing lever and screw. Rotation 90°. IP 65 protection class. Two-wing or triangular technopolymer keyway. Dimensions: 16 - 18 - 20 - 24 - 28 - 32 mm

IP65

CQ.SST
Lever latches with key
stainless steel



Stator and rotor, nut, shaped closing lever and screw in AISI 304 stainless steel; two-wing or triangular technopolymer keyway. Rotation 90°. IP 65 protection class. Dimensions: 18 - 24 mm

INOX STAINLESS STEEL IP65

CQT.FM-AE-V0
Lever latches with key
Quick-assembly, technopolymer certified self-extinguishing



Silicone packing ring, washer with elastic fixing wings and stainless steel self-tapping screw. Two-wing or triangular technopolymer key. Rotation 90°. IP 65 protection class. Dimensions: 18 - 20 - 22 - 25 - 30 mm

IP65 PA

CQT.FM-CR
Lever latches with key
Quick-assembly, technopolymer chrome-plated



Resistant to wear, scrapes and shocks. Silicone packing ring, stainless steel washer and self-tapping screw. Two-wing or triangular technopolymer key. Rotation 90°. IP 65 protection class. Dimensions: 18 - 20 - 22 - 25 - 30 mm

CHROMIUM IP65 PA

CQTF.FM-AE-V0
Lever latches with key
Quick-assembly, technopolymer certified self-extinguishing



Silicone packing ring. Washer with elastic fixing wings and self-tapping screw in stainless steel. Rotation 90°. IP 65 protection class. Two-wing or triangular technopolymer key. Dimensions: 18 - 20 - 22 - 25 - 30 mm

IP65 PA

CSL.FM
Lever latches with lock key
Quick assembly, technopolymer and zinc alloy



Stator in technopolymer, rotor in zinc alloy; flat closing lever in zinc-plated steel; two nickel-plated brass keys, removable in one position.Rotation 90° right. IP 65 protection class. Dimensions: 18 - 20 - 22 - 25 - 30 - 32 mm

IP65 PA

CQTL.FM
Lever latches with key
Quick-assembly, technopolymer



Silicone packing ring. Washer with elastic fixing wings and self-tapping screw in stainless steel. Rotation 90°. IP 65 protection class. Two-wing or triangular technopolymer key. Dimensions: 18 - 20 - 22 - 25 - 30 mm

IP65 PA

GN 115.1
Latches
Zinc Die Casting, Small Type, Operation with Socket Key / with Wing Knob, with and without Lock



With triangular or square spindle, slot, wing knob, or key (lockable). Lock with different combinations on request. Latch distances: 7.5 - 13.5 - 19.5 mm

GN 115.6
Latches
Stainless Steel, Small Type, Operation with Socket Key



With triangle, square, or slot. Latch distances: 7.5 - 13.5 - 19.5 mm

INOX STAINLESS STEEL IP65

ELCK
Lever latches with lock key
with lever, technopolymer



Zinc alloy stator and rotor, brass nut, lever. Two nickel-plated brass keys removable in two positions (locked or unlocked position). Dimensions: 67 - 85 mm

PA

ELESA and GANTER models all rights reserved in accordance with the law.
Always mention the source when reproducing our drawings.

13.3 Latches with key

Continues

VC.308
Lever latches with lock key
with knob in technopolymer



Stator and rotor in die-cast zinc alloy. Two nickel-plated brass keys, removable in two positions at 180° (locked or unlocked position). Right or left opening; Lock with different combinations or with one combination.
Knob diameter: 40 mm

PP

VC.309
Lever latches with lock key
with knob in technopolymer



Die-cast zinc alloy stator and rotor; two nickel-plated brass keys, removable in two 180° positions (lock open or closed). Right or left opening;
Lock with different combinations or with one combination.
Knob diameter: 40 mm

PP

CS-RPR.
Lever latches with lock key
Reprogrammable lock, steel



Chrome-plated zinc alloy stator and rotor and stainless steel front plate;
zinc-plated steel closing lever and screw.
180° rotation with removable key in two positions.
Dimensions: 20 - 25 - 30 mm

CS.
Lever latches with lock key
Zinc alloy



Zinc alloy stator and rotor, brass nut, zinc-plated steel lever.
Two nickel-plated brass keys removable in two positions at 180°. Lock with one or different combinations.
Dimensions: from 13 to 30 mm

CS-SST
Lever latches with lock key
stainless steel



AISI 316L stainless steel stator and rotor, zinc-plated steel lever
Two nickel-plated brass keys removable in two positions at 180°. Lock with different combinations or with one combination lock.
Dimensions: from 13 to 30 mm

CSMT.
Lever latches with lock key
with T-handle, technopolymer



Handle, stator and nut in technopolymer, rotor in zinc alloy; closing lever in zinc-plated steel; two nickel-plated brass keys, removable in two 180° positions.
90° clockwise rotation (right).
IP 65 protection class.
Dimensions: 13.5 mm

IP65 PA

CSMT-A
Lever latches with lock key
with T-handle and anti-rotation device, technopolymer



Technopolymer stator and nut; zinc alloy rotor; zinc-plated steel closing lever; two brass keys, removable in two 180° positions. Lock with one or different combinations.
IP 65 protection class.
Rotation 90° right.
Handle dimension: 80 mm

IP65 PA

CSM.
Lever latches with lock key
with T-handle, technopolymer



Technopolymer stator, rotor and nut in zinc alloy; zinc-plated steel closing lever; two brass keys, removable in two 180° positions. Lock with one or different combinations.
IP 65 Protection class.
Rotation 90° right or left.
Handle size: 80 mm

CX.
Lever latches with lock key
Safety lock, zinc alloy



Lock with double shear key with internal profile.
Chrome-plated zinc alloy stator and rotor.
180° rotation.
Lock with one or different combinations.
Dimensions: 22.5 - 27.5 mm

CLC.
Latches for cabinets with lock key
with handle for rod controls, technopolymer and zinc alloy



Chrome-plated zinc alloy handle pin and rod.
European type stator.
IP 65 protection class.
Dimension: 160 mm

IP65 PA

ELESA and GANTER models all rights reserved in accordance with the law.
Always mention the source when reproducing our drawings.

13.3 Latches with key

Continues

CLT.
Latches for cabinets with lock key
with handle for rod controls, technopolymer



Chrome-plated zinc alloy handle. Lock with different combinations, with one combination or two-wing technopolymer key.
European style stator.
Execution with IP 65 protection class.
Dimension: 160 mm

IP65 PA

CAR.
Rod controls
Steel



Zinc-plated rod guides, chrome-plated zinc alloy toothed wheel.
Nickel-plated zinc alloy or technopolymer body.
Length: 347 mm

CKE.
Locking bolt
Technopolymer



Technopolymer, black, matte finish, with anti-intrusion profile keyway.
Locking bar in AISI 304 stainless steel with technopolymer button.
Dimension: 53.5 mm

INOX STAINLESS STEEL PA

CSN
Fold-away key for VLS, EBR-CH and CKE
Technopolymer and stainless steel



Anti-intrusion-profiled stainless steel insert.

INOX STAINLESS STEEL POM

CSMH
Latches with lock key and push handle
Zinc alloy



The overturning of the handle in its seat moves the spindle axially with the lever in the direction of the swing-door until the locking position. Lock with one or different combinations.
Dimension: 128 mm
Adjusting distance: from 13 to 75 mm

IP65

GN 115.10
Latches with Gripping Tray
Zinc Die Casting, Operation with Socket Key / Lockable



With triangular or square spindle, slot, double bit, or key (same or different lock).
Operation in the illustrated position at the top left, or right.
Latch distances: 4 - 6 - 8 - 10 - 13 - 14 - 16 - 18 - 20 - 22 - 24 - 26 - 28 - 30 - 32 - 34 - 36 - 38 - 40 - 42 - 45 - 50 mm

GN 119.2
Socket Keys
Zinc Die Casting, for Latches



Powder coated black. With triangle, square, double bit, or blade / slot.
Lengths: 55 - 86 mm

GN 1151
Socket Keys
for Latches GN 115-IP and GN 1150, Plastic, Hygienic Design



With two wrench flats.
A/F: 9 - 13 mm

HD

PR-CH
Flush pull handles with lever latch and key
for snap-in assembly, technopolymer



Lock with key removable in two positions, rotation by 90°.
Lock with one or different combinations, master-key or two-wing, square or triangular technopolymer keyway.
Dimension: 117 mm

PA

LPR
Levers for PR-CH flush pull handles
Steel or stainless steel



Zinc-plated steel lever or AISI 304 stainless steel lever.

INOX STAINLESS STEEL

ELESA and GANTER models all rights reserved in accordance with the law.
Always mention the source when reproducing our drawings.

13.3 Latches with key

Continues

EBP-CH
Handles with lever latch and key
Technopolymer



Technopolymer rotor, zinc alloy locking ring and locking lever. Brass boss, threaded blind hole. Two-wing or traingular technopolymer keyway. Rotation 90°. Assembly centre distance: 117 mm

PA

EBR-CH
Handle with safety locking device
For retractable sliding doors, technopolymer



AISI 304 stainless steel pin with technopolymer push button. Pass-through holes for cylindrical-head screws with hexagon socket. Assembly centre distance: 132 mm

PA

GN 516.5
Rotary Clamping Latches
Stainless Steel, Operation with Socket Key / Operating Element



With square, slot, double bit, knurled or wing knob, or lever. Latch distances: 19 - 23 - 27 - 31 - 33 - 35 - 37 - 39 - 41 mm

INOX STAINLESS STEEL · IP65

13.4 Snap locks

Material

- Stainless steel
- Technopolymer
- Zinc Die Casting

BPS
Ball-shaped door lock
Technopolymer



The clamp, in which the ball fixed to the closing door is inserted, is a mechanical stop device also to the door movement. Assembly by means of a self-tapping screw or cylindrical-head screw with hexagon socket.

PA · POM

BPS-SP
Shim Kit
for BPS ball catch



Shim kit have been designed to compensate possible differences in width between frame and door.

POM

BMS
Snap door lock
Technopolymer



Snap lock and unlock. Snap lock with manual release by means of a lever, snap lock with manual release by means of hexagonal key or of a two-wing key. Black or grey colour. Dimension: 38 mm

PA

BMST
Snap door lock
for T-slot profiles, technopolymer



Snap lock and unlock or manual release by means of a lever. Black or grey colour. When the lever is locked, the maximum load at breakage of the door lock is = 2500 N.

PROFILE COMPATIBLE · PA

CMS
Snap locks
with handle, technopolymer



The door can be opened by pulling the handle towards the outside. Diameter: 60 mm

PROFILE COMPATIBLE · PA · POM

CMS-CLEAN
Snap locks
with handle, technopolymer, easy cleaning



For medical and hospital equipment. The door can be opened by pulling the handle towards the outside. Diameter: 60 mm

CLEAN · PROFILE COMPATIBLE · PA · POM

ELESA and GANTER models all rights reserved in accordance with the law.
Always mention the source when reproducing our drawings.

13.4 Snap locks

GN 449.5
Snap Latches
Stainless Steel, with Gripping Tray, with and without Lock



Without lock, or with lock (same lock).
Wall thickness: 1...5 mm

INOX STAINLESS STEEL

GN 315
Snap Locks
Housing Zinc Die Casting, Locking Distance Adjustable



Clamping ranges: 18 - 23 mm

GN 315.1
Snap Locks
Housing Zinc Die Casting, Two Locking Distances



Clamping ranges: 20 - 25 mm

13.5 Latches with indexing function

Material

- Stainless steel
- Technopolymer
- Zinc Die Casting

GN 4490
Ball Catches
Zinc Die Casting / Stainless Steel



Ball housing with countersunk holes or internal thread, normal or enhanced clamping force. Retaining element with countersunk holes or internal thread, straight. Other colors and finishes, on request.
Dimensions: 38 - 50 - 68 - 80 mm

INOX STAINLESS STEEL · PROFILE COMPATIBLE

GN 4490.1
Mounting Plates
for Ball Housings of Ball Catches GN 4490, Stainless Steel



L-shaped, short or long.
Dimensions: 50 - 68 - 80 mm

INOX STAINLESS STEEL · PROFILE COMPATIBLE

GN 4490.2
Mounting Plates
for Mounting Blocks of Ball Catches GN 4490, Stainless Steel



Flat.
Dimensions: 30 - 32.5 - 40 mm

INOX STAINLESS STEEL · PROFILE COMPATIBLE

GN 936
Slam Latches
Housing Zinc Die Casting, with and without Lock



Not lockable, or lockable (same or different lock).
Dimension: 72 mm

PROFILE COMPATIBLE

ESC
Door lock handles
with or without built-in lock, technopolymer



Rear or front mounting, with or without lock, with removable key in closed position, 90° rotation or removable in two 180° positions, 180° rotation, left or right position.
Dimension: 90 mm

PROFILE COMPATIBLE · PA · POM

GN 702
Stop Locks
Zinc Die Casting, with 4 Indexing Positions (4 x 90°)



With flange for surface mounting, internal thread or male thread.
Lengths: 40 - 55 mm

PROFILE COMPATIBLE

ELESA and GANTER models all rights reserved in accordance with the law.
Always mention the source when reproducing our drawings.

13.5 Latches with indexing function

Continues

GN 720
Stop Locks
Zinc Die Casting, with 4 Indexing Positions (4x90°)



Mounting with countersunk screw.
Lengths: 45 - 65 mm

13.6 Edge protection profiles

GN 2180
Edge Protection Seal Profiles
NBR / EPDM (UL-Certified)



Upper seal or side seal profile.
Dimensions: 20 - 50 m

GN 2190
Edge Protection Seal Profiles
NBR / MVQ (Silicone),
FDA Compliant



Upper seal or side seal profile.
Material MVQ in other colors, on request.
Dimension: 20 mm

FDA

GN 2181
Edge Protection Seal Profile Corners
NBR / EPDM (UL-Certified), vulcanized



Upper seal or side seal profile. Edge protection seal profile segments, vulcanized, e.g. in U or Z shape, and seal profile frame, vulcanized, closed, e.g. in round or square shape, on request.
Dimensions: 160 - 250 - 400 - 630 mm

GN 2182
Edge Protection Seal Profiles
Material Combination PVC / EPDM



Upper seal or side seal profile.
Dimensions: 20 - 50 m

GN 2184
Edge Protection Profiles
PVC



Color white / gray, on request.
Dimensions: 20 - 50 m

GN 2194
Edge Protection Profiles
NBR / MVQ (Silicone),
FDA Compliant



Material MVQ in other colors, on request.
Dimension: 20 m

FDA

ELESA and GANTER models all rights reserved in accordance with the law.
Always mention the source when reproducing our drawings.

14 | TOGGLE, POWER AND HOOK CLAMPS



Toggle clamps | Power clamps | Hook clamps

A wide selection of toggle clamps, power clamps, pneumatic fastening clamps and hook clamps, for fast and secure locking. The range includes vertical, horizontal, push-pull, and latch clamps with toggle-joint mechanisms, for demanding industrial applications.

14.1 Toggle clamps

Material

- Stainless steel
- Steel

GN 850.2
Latch Type Toggle Clamps
Steel / Stainless Steel, with Safety Hook, for Pulling Action

With or without draw axle.
With or without catch.
With oval head, T-head, or J-hook latch bolt.
Holding capacities: 5000 - 10000 N



INOX STAINLESS STEEL

GN 850.1
Latch Type Toggle Clamps
Steel / Stainless Steel, for Pulling Action

With or without draw axle.
With or without catch. With oval head, T-head, or J-hook latch bolt.
Holding capacities: 5000 - 10000 N



INOX STAINLESS STEEL

GN 810
Toggle Clamps
Steel / Stainless Steel, Operating Lever Vertical, with Horizontal Mounting Base

With forked clamping arm, with two flanged washers (and optional clamping screw GN 708.1), or with solid clamping arm with clasp for welding.
Holding capacities: 750 - 1050 - 2000 - 2400 - 2800 - 4500 N



INOX STAINLESS STEEL

GN 810.1
Toggle Clamps
Steel / Stainless Steel, Operating Lever Vertical, with Vertical Mounting Base

With forked clamping arm, with two flanged washers (and optional clamping screw GN 708.1), or with solid clamping arm with clasp for welding.
Holding capacities: 750 - 1050 - 2000 - 2400 - 2800 - 4500 N



INOX STAINLESS STEEL

GN 810.3
Toggle Clamps
Steel / Stainless Steel, Operating Lever Vertical, with Locking Mechanism, with Horizontal Mounting Base

With forked clamping arm, with two flanged washers (and optional clamping screw GN 708.1), or with solid clamping arm with clasp for welding. Clamping arm extended, with slotted hole and two flanged washers. Holding capacities: 500 - 1000 - 1050 - 2000 N



INOX STAINLESS STEEL

GN 810.4
Toggle Clamps
Steel / Stainless Steel, Operating Lever Vertical, with Locking Mechanism, with Vertical Mounting Base

With forked clamping arm, with two flanged washers (and optional clamping screw GN 708.1), or with solid clamping arm with clasp for welding. Clamping arm extended, with slotted hole and two flanged washers. Holding capacities: 500 - 1000 - 1050 - 2000 N



INOX STAINLESS STEEL

GN 812
Toggle Clamps
Steel, Operating Lever Vertical, with Dual Flanged Mounting Base

With forked clamping arm, with two flanged washers (and optional clamping screw GN 708.1), or with solid clamping arm with clasp for welding.
Holding capacities: 1200 - 1900 N



GN 813
Toggle Clamps
Steel, Operating Lever Vertical, Heavy Duty Version

With solid clamping arm.
Holding capacities: 10000 - 20000 - 30000 N



ELESA and GANTER models all rights reserved in accordance with the law.
Always mention the source when reproducing our drawings.

14.1 Toggle clamps

Continues

GN 820
Toggle Clamps
Steel / Stainless Steel, Operating Lever Horizontal, with Horizontal Mounting Base



With forked clamping arm, with two flanged washers (and optional clamping screw GN 708.1), or with solid clamping arm with clasp for welding.
Holding capacities: 400 - 900 - 1000 - 1700 - 1800 - 3200 N

GN 820.1
Toggle Clamps
Steel / Stainless Steel, Operating Lever Horizontal, with Vertical Mounting Base



With forked clamping arm, with two flanged washers (and optional clamping screw GN 708.1), or with solid clamping arm with clasp for welding.
Holding capacities: 900 - 1000 - 1700 - 1800 - 3200 N

GN 820.2
Toggle Clamps
Steel / Stainless Steel, Operating Lever Horizontal, with Side Mounting



With forked clamping arm, with two flanged washers (and optional clamping screw GN 708.1).
Holding capacities: 900 - 1000 - 1700 - 1800 N

GN 820.3
Toggle Clamps
Steel / Stainless Steel, Operating Lever Horizontal, with Locking Mechanism, with Horizontal Mounting Base



With forked clamping arm, with two flanged washers (and optional clamping screw GN 708.1), or with solid clamping arm with clasp for welding. Clamping arm extended, with slotted hole and two flanged washers. Holding capacities: 600 - 900 - 1000 - 1100 - 1700 - 1800 - 3200 N

GN 820.4
Toggle Clamps
Steel / Stainless Steel, Operating Lever Horizontal, with Locking Mechanism, with Vertical Mounting Base



With forked clamping arm, with two flanged washers (and optional clamping screw GN 708.1), or solid clamping arm with clasp for welding. Clamping arm extended, with slotted hole and two flanged washers. Holding capacities: 600 - 900 - 1000 - 1100 - 1700 - 1800 - 3200 N

GN 820.6
Toggle Clamps
Steel / Stainless Steel, Operating Lever with T-Handle



Without or with lock mechanism, with two flanged washers (and optional clamping screw GN 708.1).
Holding capacities: 900 - 1300 - 2400 N

GN 840
Push-Pull Type Toggle Clamps
Steel, for Push-Pull Clamping



Clamping by turning handle counter-clockwise or clockwise.
Holding capacity: 800 N

GN 841
Push-Pull Type Toggle Clamps
Steel, for Push Clamping



Steel sheet metal body.
Holding capacities: 3600 - 7200 N

GN 841.3
Push-Pull Type Toggle Clamps
Stainless Steel, Horizontal Operating Lever, for Push Clamping



Without or with locking mechanism.
Holding capacities: 4000 - 5200 - 6750 N

GN 842
Push-Pull Type Toggle Clamps
Steel / Stainless Steel, for Push-Pull Clamping



Body forged.
Holding capacities: 1200 - 2800 - 5600 - 8000 - 16000 - 25000 - 45000 N

ELESA and GANTER models all rights reserved in accordance with the law.
Always mention the source when reproducing our drawings.

14.1 Toggle clamps

Continues

GN 843.1
Push-Pull Type Toggle Clamps
Steel / Stainless Steel, for Push-Pull Clamping

Without or with mounting bracket.
Holding capacities: 3000 - 5400 - 7000 N



GN 812.1
Toggle Clamps
Steel, Operating Lever Vertical, with Dual Flanged Mounting Base

With forked clamping arm, with two flanged washers (and optional clamping screw GN 708.1). Or with solid bar version with clasp.
Holding capacities: 750 - 1100 - 2200 - 2600 N



GN 844
Push-Pull Type Toggle Clamps
Steel, for Push-Pull Clamping

Clamping by turning handle counter-clockwise or clockwise.
Holding capacities: 900 - 1300 - 4500 N



GN 850
Latch Type Toggle Clamps
Steel / Stainless Steel, for Pulling Action

With draw axle or draw hook.
Holding capacities: 1400 - 2400 - 3600 - 4800 N



GN 851
Latch Type Toggle Clamps
Steel / Stainless Steel, for Pulling Action

With or without square U-bolt, with catch.
Clamped position parallel.
Holding capacities: 1600 - 3200 - 7500 N



GN 851.1
Latch Type Toggle Clamps
Steel / Stainless Steel, for Pulling Action

With or without square U-bolt, with catch.
Clamped position perpendicular.
Holding capacities: 1600 - 3200 - 7000 N



GN 851.2
Latch Type Toggle Clamps
Steel, for Pulling Action

With or without square U-bolt, with catch.
Clamped position horizontal.
Holding capacities: 1600 - 3200 - 7500 N



GN 851.3
Latch Type Toggle Clamps
Steel / Stainless Steel, with Safety Hook, with Pulling Action

With or without square U-bolt, with catch.
Holding capacities: 1600 - 3200 - 7000 N



GN 851.4
Latch Type Toggle Clamps
Steel / Stainless Steel, with Locking Mechanism, for Pulling Action

With or without square U-bolt, with catch.
Holding capacities: 1600 - 3200 - 7000 N



GN 852
Latch Type Toggle Clamps
Steel / Stainless Steel, Heavy Duty Type

With mounting holes or for welding. With or without U-bolt latch, with catch.
Holding capacities: 14000 - 17000 - 30000 - 40000 N



ELESA and GANTER models all rights reserved in accordance with the law.
Always mention the source when reproducing our drawings.

14.1 Toggle clamps

Continues

GN 852.1
Latch Type Toggle Clamps
Steel, Heavy Duty Version

With mounting holes or for welding. With or without U-bolt latch, with catch.
Holding capacity: 12000 N



GN 852.3
Latch Type Toggle Clamps
Steel / Stainless Steel, with Safety Hook, Heavy Duty Version

With mounting holes or for welding. With or without U-bolt latch, with catch.
Holding capacities: 14000 - 17000 - 30000 - 40000 N



GN 853
Latch Type Toggle Clamps
Steel / Stainless Steel, with Locking Mechanism

Without or with tie-rod, without or with catch. With oval head, T-head, or J-hook latch bolt.
Holding capacities: 1750 - 4000 - 7500 N



GN 854
Latch Type Toggle Clamps
Steel, with Trigger Function

With bore or clamping arm. For welding.
Holding capacity: 15000 N



GN 858
Latch Type Toggle Clamps
Steel, with Locking Mechanism

With 2 mounting holes.
Holding capacity: 15000 N



GN 708.1
Clamping Screws
Steel / Stainless Steel, with Rubber Thrust Pad

Flat or rounded pressure area.
Threadings: M4 - M5 - M6 - M8 - M10 - M12 mm



GN 801
Holders for Clamping Screws
Steel, for Toggle Clamps with Forked Clamping Arm

Diameters: 16 - 18 - 22 - 24 - 26 mm



GN 801.1
Clamping Arm Extenders
Steel, Rigid, for Toggle Clamps with Forked Clamping Arm

Distances: 85 - 100 mm



GN 801.2
Clamping Arm Extenders
Steel, with Joint, for Toggle Clamps with Forked Clamping Arm

Distances: 82 - 100 mm



GN 809.1
Clamping Arm Extenders
Steel, for Toggle Clamps with Solid Clamping Arm

Lengths: 67.5 - 71.5 mm



ELESA and GANTER models all rights reserved in accordance with the law.
Always mention the source when reproducing our drawings.

14.1 Toggle clamps

Continues

GN 898
Flanged Washers
Steel / Stainless Steel, for Toggle Clamps

Diameters: 4 - 5 - 6 - 8 - 10 - 12 mm



INOX STAINLESS STEEL

GN 898.1
Flanged Washers
Steel, for Toggle Clamps

Diameters: 6 - 10 mm



GN 801.3
Sensor Holders
Stainless Steel, for Toggle Clamp with Horizontal Base, with / without Sensor

For toggle clamp with vertical or horizontal tension lever. With or without proximity sensor.
Sizes: 130 - 230 mm



INOX STAINLESS STEEL

GN 801.4
Sensor Holders
Stainless Steel, for Toggle Clamp with Vertical Base, with / without Sensor

For toggle clamp with vertical or horizontal tension lever. With or without proximity sensor.
Sizes: 130 - 230 mm



INOX STAINLESS STEEL

GN 810.10
Toggle Clamps
Steel, Operating Lever Vertical, with Horizontal Mounting Base, Heavy Duty Version

Clamping arm with slotted hole or bushing.
Holding capacities: 2200 - 4400 - 8500 - 15400 N



GN 810.11
Toggle Clamps
Steel, Operating Lever Vertical, with Vertical Mounting Base, Heavy Duty Version

Clamping arm with slotted hole or bushing.
Holding capacities: 2200 - 4400 - 8500 - 15400 N



GN 810.12
Knee Lever Modules
Steel, to Screw-On

With horizontal or vertical base.
Holding capacities: 2200 - 4400 - 8500 - 15400 N



GN 810.13
Knee Lever Modules
Steel, for Welding

Holding capacities: 2200 - 4400 - 8500 - 15400 N



GN 810.15
Handles
Plastic, Accessory for Knee Lever Modules GN 810.12 / GN 810.13

Module Sizes: 220 - 440 - 850 - 1540 mm



GN 810.16
Lever Arms
Steel, Accessory for Knee Lever Modules GN 810.12 / GN 810.13

Module Sizes: 220 - 440 - 850 - 1540 mm



ELESA and GANTER models all rights reserved in accordance with the law.
Always mention the source when reproducing our drawings.

14.1 Toggle clamps

Continues

GN 810.17
Clamping Arm Extenders
Steel, Accessory for Knee Lever Modules GN 810.12 / GN 810.13

Module Sizes: 220 - 440 - 850 - 1540 mm



GN 810.18
Bushings
Steel, Accessory for Knee Lever Modules GN 810.12 / GN 810.13

Module Sizes: 220 - 440 - 850 - 1540 mm



GN 810.19
Base Plates
Steel, Accessory for Knee Lever Modules GN 810.12 / GN 810.13

Module Sizes: 220 - 440 - 850 - 1540 mm



GN 807
Clamping Screws
Steel / Stainless Steel, with / without Protective Cap

Threadings: M4 - M5 - M6 - M8 - M10 - M12 - M14 mm



INOX STAINLESS STEEL

GN 802
Clamping Screws
Steel, with Swivel Thrust Pad

Threadings: M5 - M6 - M8 - M10 - M12 mm



GN 903
Clamping Screws
Steel / Stainless Steel, with Swivel Plastic Thrust Pad

Threadings: M6 - M8 - M10 - M12 mm



INOX STAINLESS STEEL

GN 804
Clamping Screws
Steel, with Adjustable Spring Loaded Thrust Pad

Threadings: M5 - M6 - M8 - M10 - M12 mm



GN 951.1
Square U-Bolts
Steel / Stainless Steel, for Latch Type Toggle Clamps

Stainless steel AISI 316 on request.
Threadings: M4 - M6 - M8 mm



INOX STAINLESS STEEL

GN 951.2
Square U-Bolts
Steel / Stainless Steel, for Latch Type Toggle Clamps, Heavy Duty Version

Threadings: M10 - M12 mm



INOX STAINLESS STEEL

GN 855
C-Clamps
Steel

For screwing.
Holding capacity: 15000 N



ELESA and GANTER models all rights reserved in accordance with the law.
Always mention the source when reproducing our drawings.

14.2 Power clamps

Material

- Aluminium
- Steel

GN 862
Toggle Clamps
Steel, Pneumatic, with Side Mounting

With forked clamping arm, with two flanged washers (and optional clamping screw GN 708.1), or solid clamping arm with clasp for welding. Holding capacities: 750 - 1100 - 2200 - 2600 N



GN 862.1
Toggle Clamps
Steel, Pneumatic, with Additional Manual Operation

With forked clamping arm, with two flanged washers (and optional clamping screw GN 708.1), or solid clamping arm with clasp for welding. Magnetic piston. Holding capacities: 2200 - 2600 N



GN 860
Toggle Clamps
Steel, Pneumatic

With forked clamping arm, with two flanged washers (and optional clamping screw GN 708.1), or solid clamping arm with clasp for welding. Magnetic piston. Holding capacities: 700 - 1600 - 2200 - 2500 - 4000 N



GN 861
Toggle Clamps
Steel, Pneumatic, Heavy Duty Version

With solid clamping arm. Magnetic piston. Holding capacities: 10000 - 20000 N



GN 962
Toggle Clamps
Steel, Pneumatic, Heavy Duty „Longlife"

Clamping arm with slotted hole, with two flanged washers (and optional clamping screw GN 708.1), or clamping arm with bushing. Magnetic piston. Holding capacities: 2200 - 4400 - 8500 N



GN 863
Toggle Clamps
Steel, Pneumatic, Heavy Duty Version

Solid clamping arm, with clasp for welding. Magnetic piston. Holding capacities: 10000 - 20000 N



GN 890
Toggle Clamps
Steel, Pneumatic, for Push Clamping

Steel sheet metal body. Magnetic piston. Holding capacities: 1200 - 5600 - 16000 - 25000 N



GN 864
Power Clamps
Steel, Pneumatic

Clamping arm horizontal. Holding capacities: 7030 - 12876 - 16943 - 22666 N



GN 864.1
Protective Covers
for Power Clamps GN 864, Aluminum

Dimensions: 32 - 42 - 52 - 62 mm



GN 865
Power Clamps
Steel, Pneumatic

Clamping arm vertical. With anti-stick coating for protection against welding spray and corrosion on request. Holding capacities: 4000 - 6962 - 9139 - 12331 N



ELESA and GANTER models all rights reserved in accordance with the law.
Always mention the source when reproducing our drawings.

14.2 Power clamps

Continues

GN 866
Power Clamps
Steel, Pneumatic, for Centered Clamping

With two Clamping arms vertical for centred clamping. With anti-stick coating for protection against welding spray and corrosion on request.
Holding capacities: 1150 - 1520 - 2000 N



GN 867
Holders for Clamping Bolts
Steel

For one or two clamping bolts.
Threadings: M8 - M10 - M12 mm



GN 867.1
Static Holders
Steel, for Clamping Bolts

For one or two clamping bolts.
Threadings: M8 - M10 - M12 mm



GN 868
Holders for Clamping Jaws
Steel

Clamping jaws at right angle or parallel to clamping arm.
Threadings: M6 - M8 - M10 mm



GN 868.1
Holders for Clamping Jaws
Steel, Static Holders

Clamping jaws at right angle or parallel to clamping arm.
Threadings: M6 - M8 - M10 mm



GN 869.1
Static Holders
Steel, for Clamping Bolts

For one or two clamping bolts.
Threadings: M8 - M10 - M12 mm



GN 869.2
Holders for Clamping Jaws
Steel, Static Holder

Clamping jaws at right angle or parallel to clamping arm.
Threadings: M6 - M8 - M10 mm



GN 872
Clamping Jaws
for Power Clamps GN 864 / GN 865 / GN 866, Steel

Lengths: 30 - 40 - 50 - 60 mm



GN 871
Leveling Shims
Steel, for Clamping Jaws (Power Clamp Accessories)

Lengths: 30 - 40 - 50 - 60 mm



GN 873
Collar Clamps
for Power Clamps GN 864 / GN 865 / GN 866, Aluminum

Diameters: 28 - 40 - 50 mm



ELESA and GANTER models all rights reserved in accordance with the law.
Always mention the source when reproducing our drawings.

14.2 Power clamps

Continues

GN 870
Centering Guide Bushings
Steel, for Power Clamps / Accessories

Diameters: 7 - 9 - 11 - 13 mm



GN 893.1
Proximity Switch
Plastic, for Power Clamps Size 20, Inductive Sensor

Length: 42 mm



GN 893.2
Proximity Switch
Plastic, for Power Clamps Size 32, Inductive Sensor

Length: 57.5 mm



GN 893.3
Proximity Switch
Plastic, for Power Clamps Size 40, Inductive Sensor

Length: 73 mm



GN 893.4
Proximity Switch
Plastic, for Power Clamps Size 50, Inductive Sensor

Length: 73 mm



GN 875
Swing Clamps
Aluminum, Pneumatic, in Block Version

Swiveling left or right. Clamping arm with slotted hole with two flanged washers (and optional clamping screw GN 708.1). With clamping arm with threaded hole, adapter flange, or without clamping arm.
Sizes: 16 - 20 - 25 - 32 - 40 - 50 - 63 mm



GN 875.2
Clamping Arms
for Swing Clamps GN 875 / GN 876, Aluminum, with Slotted Hole

Diameters: 8 - 12 - 14 - 16 - 20 mm



GN 875.3
Clamping Arms
for Swing Clamps GN 875 / GN 876, Aluminum, with Threaded Hole

Diameters: 8 - 12 - 14 - 16 - 20 mm



GN 875.4
Adapter Flanges
for Swing Clamps GN 875 / GN 876, Aluminum

Diameters: 8 - 12 - 14 - 16 - 20 mm



GN 876
Swing Clamps
Aluminum, Pneumatic, with Screw-In Thread

Swiveling left or right. Clamping arm with slotted hole with two flanged washers (and optional clamping screw GN 708.1). With clamping arm with threaded hole, adapter flange, or without clamping arm.
Sizes: 25 - 32 - 40 - 50 - 63 mm



ELESA and GANTER models all rights reserved in accordance with the law.
Always mention the source when reproducing our drawings.

14.2 Power clamps

Continues

GN 876.1
Threaded Flanges
for Swing Clamps GN 876, Steel



Diameters: M40x1.5 - M50x1.5 - M55x1.5 - M65x1.5 - M80x1.5 mm

GN 3380
Sensor
for Pneumatically Operated Clamps / Pneumatically Operated Cylinders



For T-groove cylinder. With plug. Length: 0.3 m

14.3 Hook clamps

Material

- Stainless steel
- Steel

GN 761
Toggle Latches
Steel / Stainless Steel, without Locking Mechanism



Latch bolt with loop or T-head, with catch.
Holding capacities: 1000 - 2000 - 3000 N

GN 761.1
Toggle Latches
Steel / Stainless Steel, with Locking Mechanism



Latch bolt with loop or T-head, with catch.
Holding capacities: 1000 - 2000 - 3000 N

GN 821
Toggle Latches
Steel / Stainless Steel



Without or with safety catch, for safety with padlock, or with key lock. Long or short type.
Holding capacity: 4000 N

GN 831
Toggle Latches
Steel / Stainless Steel



Without or with safety catch, or for safety with padlock.
Long or short type.
Holding capacity: 1000 N

GN 8330
Toggle Latches
Steel / Stainless Steel



Without or with spring cotter pin
Holding capacities: 100 - 300 - 600 - 1200 N

GN 8330.1
Spring Cotter Pins
Stainless Steel



Diameters: 9 - 11 - 13 - 15 mm

TLA.
Hook clamps
Steel or stainless steel



Dimensions: 102 - 140 - 193 mm

TLAL - TLAS
Hook clamps
with padlock hole or with security stop, steel or stainless steel



Dimensions: 102 - 140 - 193 mm

ELESA and GANTER models all rights reserved in accordance with the law.
Always mention the source when reproducing our drawings.

14.3 Hook clamps

Continues

TLC.
Hook clamps
Steel or stainless steel

Dimension: 76 mm



INOX STAINLESS STEEL

TLG.
Hook clamps
Steel or stainless steel

Dimensions: 114 - 115 mm



INOX STAINLESS STEEL

TLI.
Hook clamps
Steel or stainless steel

Dimension: 90 mm



INOX STAINLESS STEEL

TLV.
Hook clamps
Steel or stainless steel

Lever dimension: 40 mm



INOX STAINLESS STEEL

TLE.
Hook clamps
Steel or stainless steel

With or without padlock hole.
Dimension: 52 mm



INOX STAINLESS STEEL

TLF.
Adjustable hook clamps
Steel or stainless steel

With or without security stop and red technopolymer push button.
Dimensions: 138 to 150 mm



INOX STAINLESS STEEL

TLL.
Adjustable hook clamps
Steel

Lever body in zinc-plated steel.
Dimension: 125.5 mm



TLM.
Adjustable hook clamps
Steel or stainless steel

With or without padlock hole.
Dimension: 88 mm



INOX STAINLESS STEEL

TLN.
Adjustable hook clamps
Steel

Lever body in zinc-plated steel.
Dimension: 82÷94 mm



TLP.
Adjustable hook clamps
Steel

Zinc-plated steel body.
Dimension: 66 mm



ELESA and GANTER models all rights reserved in accordance with the law.
Always mention the source when reproducing our drawings.

15 | ACCESSORIES FOR HYDRAULIC SYSTEMS





Plugs | Breather caps | Level indicators | Column level indicators | Flexible coolant hoses | Seals

Elesa+Ganter supplies high-performance components for hydraulic systems, including plugs, breather caps, level indicators, flow indicators, and sight glasses made of engineering plastics or metal. The range also includes flexible coolant hoses and components compliant with the ATEX European Directive for explosive environments, ensuring maximum performance and safety in demanding hydraulic applications.

15.1 Plugs

Material

- Aluminium
- Brass
- Stainless steel
- Steel
- Technopolymer
- Technopolymer - Steel

TN.
Oil plugs
with flat packing ring, technopolymer



Without or with side breather hole. With NBR packing ring or FKM packing ring for use with fuels. Metric threadings (pitch 1.5): M10 - M12 - M14 - M16 - M18 - M20 - M22 - M25 - M26 - M35 - M40.
GAS threadings: 1/8 - 1/4 - 3/8 - 1/2 - 3/4 - 1 - 1 1/4 - 1 1/2

PA

TN-EX
Oil plugs
ATEX compliant, with flat packing ring, technopolymer



Compliant with Health and Safety Requirements defined in 2014/34/EU ATEX European Directive (explosive atmospheres) for equipments in Group II, category 2GD.
GAS threadings: 3/8 - 1/2 - 3/4

Ex PA

TNR.
Oil plugs
with O-ring for high pressures, technopolymer



Metric threadings (pitch 1.5): M14 - M16 - M20 - M26 - M27 - M33 - M40 - M42
GAS threadings: 1/4 - 3/8 - 1/2 - 3/4 - 1 - 1 1/4 - 1 1/2

PA

TNR-PP
Oil plugs
with O-Ring for high pressures, polypropylene



Suitable for contact with acid or base liquids.
Maximum continuous working temperature: 80°C.
Metric threadings (pitch 1.5): M16 - M20
GAS threadings: 1/4 - 3/8 - 1/2 - 3/4 - 1 - 1 1/4

PP

TNX.
Oil plugs
with O-ring, polyethylene



Maximum continuous working temperature: 60°C.
Metric threadings: M8 - M10 - M12 - M14 - M16 - M18 - M20 - M22 -M24 - M25 - M26 - M27 - M28 - M30 - M32 - M33 - M36 - M38 - M42 - M45 - M48 - M52.
GAS threadings: 1/8 - 1/4 - 3/8 - 1/2 - 3/4 - 1 - 1 1/4 - 1 1/2 - 1 3/4 - 2

PE

MH.
Labels with marks and symbols
for oil plugs, aluminium



Neutral, without symbols; "fill" graphic symbol in compliance with DIN standards; "drain" graphic symbol in compliance with DIN standards.
Diameters: 15 - 17 - 20.5 - 25 - 31 mm

TCR.
Oil fill plugs
with O-ring for high pressures, technopolymer



Metric threadings: M14 - M16 - M20 - M26 - M27 - M33 - M35 - M40 - M42
GAS threadings: 1/4 - 3/8 - 1/2 - 3/4 - 1 - 1 1/4 - 1 1/2

PA

TCD.
Oil fill plugs
with flat packing ring, technopolymer



Without or with side breather hole.
Metric threadings (pitch 1.5): M10 - M12 - M14 - M16 - M18 - M20 - M22 - M25 - M26 - M35 - M40
GAS threadings: 1/8 - 1/4 - 3/8 - 1/2 - 3/4 - 1 - 1 1/4 - 1 1/2

PA

ELESA and GANTER models all rights reserved in accordance with the law.
Always mention the source when reproducing our drawings.

15.1 Plugs

Continues

TCD+a
Oil fill plugs
with flat dipstick and flat packing ring, technopolymer



Flat dipstick in phosphated steel. Without or with side breather hole.
Metric threadings (pitch 1.5): M10 - M12 - M14 - M16 - M18 - M20 - M22 - M25 - M26 - M35 - M40
GAS threadings: 1/8 - 1/4 - 3/8 - 1/2 - 3/4 - 1 - 1 1/4 - 1 1/2

PA

TCDF+P
Oil fill plugs
with side hole, anti-splash disc and flat packing ring, technopolymer



Metric threadings (pitch 1.5): M16 - M18 - M20 - M25 - M26 - M35
GAS threadings: 3/8 - 1/2 - 3/4 - 1

PA

TSD.
Oil drain plugs
with flat packing ring, technopolymer



Metric threadings (pitch 1.5): M10 - M12 - M14 - M16 - M18 - M20 - M22 - M25 - M26 - M35 - M40
GAS threadings: 1/8 - 1/4 - 3/8 - 1/2 - 3/4 - 1 - 1 1/4 - 1 1/2

PA

TSR.
Oil drain plugs
with O-ring for high pressures, technopolymer



Metric threadings: M14 - M16 - M20 - M26 - M27 - M33 - M40 - M42
GAS threadings: 1/4 - 3/8 - 1/2 - 3/4 - 1 - 1 1/4 - 1 1/2

PA

GN 741
Threaded Plugs
Aluminum, with / without symbol, up to 100 °C



Neutral, DIN re-fill, or DIN drain symbol, plain finish or black anodized. Without vent hole or with vent drilling. With dipstick on request.
Threadings: M14x1.5 - M16x1.5 - M20x1.5 - M26x1.5 - M27x1.5 - M33x1.5 - M40x1.5 - M42x1.5 - M42x2 - G1/4 - G3/8 - G1/2 - G3/4 - G1 - G1 1/4 - G1 1/2

GN 742
Threaded Plugs
Aluminum, with / without symbol, up to 180 °C



Neutral, DIN re-fill, or DIN drain symbol, plain finish or black anodized. Without vent hole or with vent drilling. With dipstick on request.
Threadings: M14x1.5 - M16x1.5 - M20x1.5 - M26x1.5 - M27x1.5 - M33x1.5 - M40x1.5 - M42x1.5 - M42x2 - G1/4 - G3/8 - G1/2 - G3/4 - G1 - G1 1/4 - G1 1/2

GN 742.5
Threaded Plugs
Stainless Steel, with / without symbol



Neutral, DIN fill or DIN drain symbol. Without vent hole.
Other thread sizes, with dipstick, or NBR seal GN 741.5 on request.
Threadings: M14x1.5 - M16x1.5 - M20x1.5 - M26x1.5 - M33x1.5 - G1/4 - G3/8 - G1/2 - G3/4 - G1

INOX STAINLESS STEEL

GN 738.5
Threaded Plugs
Stainless Steel, with Magnet



Other thread sizes, or NBR seal GN 738.4 on request.
Threadings: M14x1.5 - M16x1.5 - M20x1.5 - M26x1.5 - M33x1.5 - G1/4 - G3/8 - G1/2 - G3/4 - G1

INOX STAINLESS STEEL

TMB.
Magnetic plugs
with flat packing ring, aluminium



Magnetic element with a high attraction power for the retention of any metal particles in the oil. With NBR packing ring or FKM packing ring for. Continuous working temperature: 180°C.
Metric threadings: M14 - M16 - M20 - M26 - M33 - M40 - M42
GAS threadings: 1/4 - 3/8 - 1/2 - 3/4 - 1 - 1 1/4 - 1 1/2

HT AN

TCE.
Oil plugs
with hexagon socket and flat packing ring, technopolymer



NBR packing ring or FKM packing ring for use with fuels (such as diesel and high octane petrol).
Metric threadings (pitch 1.5): M10 - M12 - M14 - M16 - M18 - M20 - M22
GAS threadings: 1/4 - 3/8 - 1/2 - 3/4

PA

ELESA and GANTER models all rights reserved in accordance with the law.
Always mention the source when reproducing our drawings.

15.1 Plugs

Continues

GN 749
Threaded Plugs
Steel, with Collar, with Internal Hex



Seal, rubber NBR (Perbunan®), or rubber FPM (Viton®).
Threadings: M8x1 - M10x1 - M12x1.5 - M14x1.5 - M16x1.5 - M18x1.5 - M20x1.5 - M22x1.5 - M24x1.5 - M26x1.5 - M27x2 - M30x1.5 - M33x2 - M42x2 - M48x2 - G1/8 - G1/4 - G3/8 - G1/2 - G3/4 - G1 - G1 1/4 - G1 1/2

TNC
Threaded plugs
flat packing ring, technopolymer, easy cleaning



Maximum continuous working temperature: 100°C.
Metric threadings (pitch 1.5): M16 - M18 - M20 - M22 - M35
GAS threadings: 3/8 - 1/2 - 3/4 - 1

PA

DIN 908
Threaded Plugs
Steel / Stainless Steel, with Collar, with Internal Hex



Without or with sealing ring, in copper, aluminum, or stainless steel. Threadings: M8x1 - M10x1 - M12x1.5 - M14x1.5 - M16x1.5 - M18x1.5 - M20x1.5 - M22x1.5 - M24x1.5 - M26x1.5 - M27x2 - M30x1.5 - M33x2 - M42x2 - M48x2 - G1/8 - G1/4 - G3/8 - G1/2 - G3/4 - G1 - G1 1/4 - G1 1/2

INOX STAINLESS STEEL

DIN 910
Threaded Plugs
Steel / Stainless Steel, with Collar, with External Hex



Without or with sealing ring, in copper, aluminum, or stainless steel. Threadings: M8x1 - M10x1 - M12x1.5 - M14x1.5 - M16x1.5 - M18x1.5 - M20x1.5 - M22x1.5 - M24x1.5 - M26x1.5 - M27x2 - M30x1.5 - M33x2 - M42x2 - M48x2 - G1/8 - G1/4 - G3/8 - G1/2 - G3/4 - G1 - G1 1/4 - G1 1/2

INOX STAINLESS STEEL

TP-C
Push-fit fill plugs
technopolymer



With or without side breather hole.
Two NBR synthetic rubber O-Rings.
Black or orange colour.
Diameters: 20 - 26 - 30 - 35 mm

PA

TP-C+a
Push-fit fill plugs
with flat dipstick, technopolymer



With or without side breather hole.
Two NBR synthetic rubber O-Rings.
Flat dipstick in phosphated steel.
Black or orange colour.
Diameters: 26 - 30 - 35 mm

PA

TP-C-LP
Push-fit fill plugs
with retaining chain, technopolymer



With or without side breather hole.
Two NBR synthetic rubber O-Rings.
Black or orange colour.
Diameters: 20 - 26 - 30 - 35 mm

PA POM

TP-C-RC
Push-fit fill plugs
with elastic fork, technopolymer



With or without side breather hole.
Two NBR synthetic rubber O-Rings.
Black or orange colour.
Diameters: 20 - 26 - 30 - 35 mm

PA POM

TP-C+a-RC
Push-fit fill plugs
with elastic fork and flat dipstick, technopolymer



With or without side breather hole.
Two NBR synthetic rubber O-Rings.
Flat dipstick in phosphated steel.
Black or orange colour.
Diameters: 26 - 30 - 35 mm

PA POM

T.440
Oil plugs
with flat packing ring, technopolymer



GAS threadings: 1/4 - 3/8 - 1/2 - 3/4 - 1 - 1 1/4 - 1 1/2

PA

ELESA and GANTER models all rights reserved in accordance with the law.
Always mention the source when reproducing our drawings.

15.1 Plugs

Continues

T.440+a
Oil plugs
with flat dipstick and flat packing ring, technopolymer



Flat dipstick in phosphated steel.
GAS threadings: 1/4 - 3/8 - 1/2 - 3/4 - 1 - 1 1/4 - 1 1/2

PA

TX.
Oil plugs
polyethylene



With or without NBR packing ring. Maximum working temperature: 60°C.
Metric threadings: M8 - M10 - M12 - M14 - M16 - M18 - M20 - M22 - M24 - M25 - M26
GAS threadings: 1/8 - 1/4 - 3/8 - 1/2 - 5/8 - 3/4 - 7/8 - 1 - 1 1/4 - 1 1/2 - 2 - 3

PE

T.470
Oil plugs
with female thread and flat packing ring, technopolymer



Metric threadings (pitch 2): M33 - M48 - M60
GAS threadings: 1 - 1 1/2 - 2

PA

GN 7490
Welding Sockets
Steel / Stainless Steel, with / without Collar



With chamfer or collar.
Threadings: M10x1 - M12x1.5 - M14x1.5 - M16x1.5 - M18x1.5 - M20x1.5 - M22x1.5 - M26x1.5 - M27x2 - M33x2 - M42x2 - M48x2 - G1/8 - G1/4 - G3/8 - G1/2 - G3/4 - G1 - G1 1/4 - G1 1/2 - G2 - G2 1/2 - G3

DIN 906
Threaded Plugs
Steel / Stainless Steel, with Conical Thread, with Internal Hex



Without thread coating, or with micro encapsulation.
Threadings: M6x1 - M8x1 - M10x1 - M12x1.5 - M14x1.5 - M16x1.5 - M18x1.5 - M20x1.5 - M22x1.5 - M24x1.5 - M26x1.5 - M30x1.5 - M36x1.5- M42x1.5 - M45x1.5 - M48x1.5 - R1/8 - R1/4 - R3/8 - R1/2 - R3/4 - R1 - R1 1/4 - R1 1/2

INOX STAINLESS STEEL

GN 441
Threaded Plugs
Aluminum, with Wing Knob, up to 100 °C



Without vent hole, or with vent drilling. Threaded plugs with dipstick on request.
Threadings: M16x1.5 - M20x1.5 - M26x1.5 - G3/8 - G1/2 - G3/4 - G1

THR.
Oil plugs for manual tightening
with O-Ring for high pressures, technopolymer



GAS threadings: 1/2 - 3/4 - 1

PA

THR-RC
Oil plugs for manual tightening
With O-Ring for high pressures and elastic fork, technopolymer



GAS threadings: 1/2 - 3/4 - 2

PA POM

THR-LP
Oil plugs for manual tightening
With O-Ring for high pressures and retaining chain, technopolymer



GAS threadings: 1/2 - 3/4 - 1

PA POM

GN 442
Threaded Plugs
Aluminum, with Wing Knob, up to 200°C



Without vent hole, or with vent drilling. Version with dipstick on request.
Threadings: M16x1.5 - M20x1.5 - M26x1.5 - G3/8 - G1/2 - G3/4 - G1

ELESA and GANTER models all rights reserved in accordance with the law.
Always mention the source when reproducing our drawings.

15.1 Plugs

Continues

GN 880
Oil Drain Valves
Steel / Brass



With plastic protective cap and retaining cable. Other materials on request.
Threadings: M14x1.5 - M16x1.5 - M18x1.5 - M20x1.5 - M22x1.5 - M24x1.5 - M26x1.5 - M30x1.5 - G1/4 - G3/8 - G1/2 - G3/4 - G1

GN 880.1
Connector Pieces
for Oil Drain Valves GN 880 / with or without Drain Hose



Connector straight, 45°, or 90°. Other hose lengths and drain hose with inside webbing (Nylon) on request.
Sizes: 22 - 26 mm

15.2 Breather caps

GN 881
Breather Valves
Brass



Other material, with other opening pressure 50 mbar (yellow ring), or with oil dipstick on request.
Threadings: M12x1.5 - M14x1.5 - M16x1.5 - M18x1.5 - M20x1.5 - M22x1.5 - M24x1.5 - M26x1.5 - M30x1.5 - G1/4 - G3/8 - G1/2 - G3/4 - G1

GN 882
Breather Filters
Brass



Other materials, with dipstick on request.
Threadings: M12x1.5 - M14x1.5 - M16x1.5 - M18x1.5 - M20x1.5 - M22x1.5 - M24x1.5 - M26x1.5 - M30x1.5 - G1/4 - G3/8 - G1/2 - G3/4 - G1

Material

- Brass
- Steel
- Technopolymer
- Technopolymer - Steel

GN 883
Breather Valves
Brass



Low design, or high design with stainless steel cap.
Threadings: M10x1 - M12x1.5 - M14x1.5 - M16x1.5 - G1/4 - G3/8 - G1/2 - G3/4

GN 884
Breather Filters
Brass



Low design, or high design with stainless steel cap. Other materials and other dimensions on request.
Threadings: M10x1 - M12x1.5 - M14x1.5 - M16x1.5 - M18x1.5 - M22x1.5 - G1/8 - G1/4 - G3/8 - G1/2 - G3/4

SFN.
Breather caps
technopolymer



With or without air filter with filtration 40 µ. Black or orange colour, with or without OIL mark and bayonet connection.
Diameters: 30 - 40 - 57 - 70 mm
Metric threadings (pitch 1.5): M12 - M14 - M16 - M18 - M20 - M22 - M24 - M26. GAS threadings: 1/4 - 3/8 - 1/2 - 3/4 - 1 - 1 1/4 - 1 1/2 - 2

PA

SFN-RT
Breather caps
for mounting on rubber tubes, technopolymer



Technopolymer fitting with a quick-connection system that allows application on rubber tubes. Air filter with filtration 40 µ.
Diameters: 40 - 70 mm

PA

SFC.
Breather caps
with sealing closure, technopolymer



Air filter with filtration 10 µ.
The cover can be positioned in two different ways: breathing position or closed position.
Maximum continuous working temperature: 80°C.
GAS threading: 3/8

PA POM

SFP.
Breather caps
with splash guard, technopolymer



With or without air filter with filtration 40 µ. Black or orange colour, with or without OIL mark and bayonet connection.
Diameters: 30 - 40 - 57 - 70 mm
Metric threadings (pitch 1.5): M12 - M14 - M16 - M18 - M20 - M22 - M24 - M26. GAS threadings: 1/4 - 3/8 - 1/2 - 3/4 - 1 - 1 1/4 - 1 1/2 - 2

PA

ELESA and GANTER models all rights reserved in accordance with the law.
Always mention the source when reproducing our drawings.

15.2 Breather caps

Continues

SFP+a
Breather caps
with splash guard and flat dipstick, technopolymer



With or without air filter with filtration 40 µ. Flat dipstick in phosphated steel. Black or orange colour, with or without OIL mark and bayonet connection.
Diameters: 30 - 40 - 57 - 70 mm.
Metric threadings (pitch 1.5): M16 - M18 - M20 - M22 - M24 - M26
GAS threadings: 1/4 - 3/8 - 1/2 - 3/4 - 1 - 1 1/4 - 1 1/2 - 2

PA

SFP-RC
Breather caps
with splash guard and elastic ring, technopolymer



With or without air filter with filtration 40 µ.
Maximum continuous working temperature: 60°C.
Diameters: 30 - 40 - 57 mm
GAS threadings: 3/8 - 1/2 - 3/4 - 1 - 1 1/4

PA POM

SFP-LP
Breather caps
with splash guard and retaining chain, technopolymer



With or without air filter with filtration 40 µ.
Maximum continuous working temperature: 60°C.
Diameters: 30 - 40 - 57 mm
GAS threadings: 3/8 - 1/2 - 3/4 - 1 - 1 1/4

PA POM

SFP-EX
Breather caps
ATEX compliant, with splash guard, technopolymer



Compliant with Health and Safety Requirements defined in 2014/34/EU ATEX European Directive (explosive atmospheres) for equipments in Group II, category 2GD. With or without "tech-foam" air filter with filtration 40 µ. Maximum continuous working temperature: 80°C.
GAS threadings: 3/8 - 1/2 - 3/4

Ex PA

SFP+a-EX
Breather caps
ATEX compliant, with splash guard and flat dipstick, technopolymer



Compliant with Health and Safety Requirements defined in 2014/34/EU ATEX European Directive (explosive atmospheres) for equipments in Group II, category 2GD. With or without air filter with filtration 40 µ.
Maximum continuous working temperature: 80°C.
GAS threadings: 3/8 - 1/2 - 3/4

Ex PA

SFP-RT
Breather caps
for mounting on rubber tubes, with splash guard, technopolymer



Quick-connection system that allows application on rubber tubes.
Diameters: 40 - 70 mm

PA

TP-SP
Push-fit breather plugs
with splash guard, technopolymer



With air filter with filtration 40 µ. Two NBR synthetic rubber O-Rings.

PA

TP-SP+a
Push-fit breather plugs
with splash guard and flat dipstick, technopolymer



With air filter with filtration 40 µ. Two NBR synthetic rubber O-Rings. Flat dipstick in phosphated steel

PA

SFX.
Breather caps
with splash guard, technopolymer



With or without external anti-splash semi-discs. With or without air filter with filtration 40 µ. Diameters: 30 - 40 - 57 mm. GAS threadings: 1/4 - 3/8 - 1/2 - 3/4 - 1 - 1 1/4 - 1 1/2
Metric threadings (pitch 1.5): M16 - M18 - M20 - M22 - M24 - M26 - M30

PA

SFX+a
Breather caps
with splash guard and flat dipstick, technopolymer



Flat dipstick in phosphated steel. With or without external anti-splash semi-discs.
With or without air filter with filtration 40 µ. Diameters: 30 - 40 - 57 mm. GAS threadings: 1/4 - 3/8 - 1/2 - 3/4 - 1 - 1 1/4 - 1 1/2. Metric threadings (pitch 1.5): M16 - M18 - M20 - M22 - M24 - M26 - M30

PA

ELESA and GANTER models all rights reserved in accordance with the law.
Always mention the source when reproducing our drawings.

15.2 Breather caps

Continues

SFF
Breather caps
with female thread and splash guard, technopolymer

Air filter with filtration 40 µ.
GAS threads: 3/4



PA

SFF+a
Breather caps
with female thread, splash guard, and flat dipstick, technopolymer

Air filter with filtration 40 µ. Flat dipstick in phosphated steel.
GAS threads: 3/4



PA

SFN-PF+F
Push-fit breather cap
Technopolymer

Pressure fitting to tubes. Air filter with filtration 40 µ.
Diameter: 70 mm



PA

TVD.
Breather caps with vacuum breaker valve
Technopolymer

The pre-set pressure of the membrane gasket stops any liquid loss when the reservoir is shaken. EPDM synthetic rubber packing ring or FKM synthetic rubber packing ring.
Maximum continuous working temperature: 50°C.
GAS threading: 1 1/4



PP

TP-SV
Push-fit breather plugs with valve
Technopolymer

Valve set to 10 or 100 mbar.
Two NBR synthetic rubber O-Rings.



PA

TP-SV+a
Push-fit breather plugs with valve
with flat dipstick, technopolymer

Valve set to 10 or 100 mbar.
Two NBR synthetic rubber O-Rings. Flat dipstick in phosphated steel



PA

SFV.
Breather caps with valve
Technopolymer

Valve set to 10 mb or 100 mb.
Metric threadings (pitch 1.5): M12 - M14 - M16 - M18 - M20 - M22 - M24 - M26
GAS threadings: 1/4 - 3/8 - 1/2 - 3/4 - 1



PA

SFV-AP
Breather caps with valve
with splash guard, for high pressure, technopolymer

Valve set to 350 mb or 700 mb.
Metric threadings: M42x2
GAS threadings: 3/4 - 1 - 1 1/4 - 1 1/2 - 2



PA

SFW
Breather caps with double valve
Technopolymer

Overpressure valve set at 0.350 bar.
Suction valve set at 0.030 bar.
Air filter with filtration 10 µ
Threadings: M42 - 3/4 - 1 - 1 1/4 - 1 1/2 - 2



PA

SFW+a
Breather caps with double valve
with flat dipstick, technopolymer

Overpressure valve set at 0.350 bar. Suction valve set at 0.030 bar.
Air filter with filtration 10 µ. Flat dipstick in phosphated steel.
Threadings: M42 - 3/4 - 1 - 1 1/4 - 1 1/2 - 2



PA

ELESA and GANTER models all rights reserved in accordance with the law.
Always mention the source when reproducing our drawings.

15.2 Breather caps

Continues

SFW-BA
Breather caps with double valve
with bayonet, technopolymer



Overpressure valve set at 0.350 bar. Suction valve set at 0.030 bar.
Air filter with filtration 40 µ.

PA

SFW-BA+a
Breather caps with double valve
with bayonet and flat dipstick, technopolymer



Overpressure valve set at 0.350 bar. Suction valve set at 0.030 bar.
Air filter with filtration 40 µ. Flat dipstick in phosphated steel

PA

SFW-P
Breather caps with double valve
with splash guard, technopolymer



Overpressure valve set at 0.350 bar.
Suction valve set at 0.030 bar.
Air filter with filtration 10 µ
Threadings: M16 - M20 - M42 - 3/8 - 1/2 - 3/4 - 1 - 1 1/4 - 1 1/2 - 2

PA

SFW-P+a
Breather caps with double valve
with splash guard and flat dipstick, technopolymer



Overpressure valve set at 0.350 bar.
Suction valve set at 0.030 bar.
Air filter with filtration 10 µ. Flat dipstick in phosphated steel
Threadings: M16 - M20 - M42 - 3/8 - 1/2 - 3/4 - 1 - 1 1/4 - 1 1/2 - 2

PA

SFW-VP
Breather caps with double valve
with vandal-proof device, technopolymer



Overpressure valve set at 0.350 bar.
Suction valve set at 0.030 bar.
Air filter with filtration 10 µ. Flat dipstick in phosphated steel
Metric threading (pitch 2): M42
GAS threading: 3/4

PA POM

CWL
Fold-away key for SFW-VP
Technopolymer and stainless steel



Red colour, with stainless steel anti-intrusion-profile insert.

INOX STAINLESS STEEL POM

CWQ
Square key for SFW-VP
Steel



Zinc-plated steel.

SMN.
Breather caps
Steel



Air filter with filtration 10 or 40 µ.
GAS threadings: 1/4 - 3/4

SMW.
Breather caps with double valve
Steel



Overpressure valve set at 0.350 bar and inlet valve set at 0.030 bar.
Air filter with filtration 10 or 40 µ.
GAS threadings: 3/4

SMN-BA
Breather caps
with bayonet, steel



Steel or technopolymer filter basket. Air filter with filtration 10 or 40 µ.
Diameters: 47 - 81 mm

PP

ELESA and GANTER models all rights reserved in accordance with the law.
Always mention the source when reproducing our drawings.

15.2 Breather caps

Continues

SMW-BA
Breather caps with double valve
with bayonet, steel



Overpressure valve set at 0.350 bar and suction valve set at 0.030 bar.
Steel or technopolymer filter basket.
Air filter with filtration 10 or 40 µ.
Diameters: 47 - 81 mm

PP

FRF+C
Flange
for threaded cap, technopolymer



Technopolymer filter basket.
NBR rubber packing ring.
Assembly by means of six self-tapping screws.
GAS threading: 1 1/4

PA PP

FRB+C
Flange
for bayonet cap, technopolymer



Technopolymer filter basket.
NBR rubber packing ring.
Assembly by means of six self-tapping screws.
Diameter: 39 mm

PP

PLRF+C
Side mount
for threaded cap, technopolymer



Technopolymer flange with threaded connection and NBR rubber packing ring; technopolymer filter basket.
Assembly by means of six self-tapping screws.
GAS threading: 1 1/4

PA PP

PLRB+C
Side mount
for bayonet cap, technopolymer



Technopolymer filter basket.
Assembly by means of six self-tapping screws.
Diameter: 39 mm

PA PP

15.3 Level indicators

Material

- Aluminium
- Brass
- Stainless steel
- Steel
- Technopolymer

HGFT.
Oil level sight glasses
with flat packing ring, technopolymer



Transparent technopolymer lens.
With or without contrast screen.
Black or red colour.
GAS threadings: 3/8 - 1/2 - 3/4 - 1 - 1 1/4 - 2
Metric threadings: M16 - M20 - M26 - M33

PA PA-T

HGFT-EX
Oil level sight glasses
ATEX compliant with flat packing ring, technopolymer



Compliant with Health and Safety Requirements defined in 2014/34/EU ATEX European Directive (explosive atmospheres) for equipments in Group II, category 2GD. Transparent technopolymer lens.
Maximum continuous working temperature: 80°C.
GAS threadings: 3/8 - 1/2 - 3/4

PA PA-T

GN 743
Oil Sight Glasses
Aluminum, up to 100 °C



With or without reflector, plain finish or anodized black.
Seal / O-ring made of EPDM on request.
Threadings: M14x1.5 - M16x1.5 - M20x1.5 - M26x1.5 - M27x1.5 - M33x1.5 - M40x1.5 - M42x1.5 - G1/4 - G3/8 - G1/2 - G3/4 - G1 - G1 1/4 - G1 1/2

GN 743.1
Oil Sight Glasses
Aluminum, up to 180 °C



With or without reflector, plain finish or anodized black.
Seal / O-ring made of EPDM on request.
Threadings: M14x1.5 - M16x1.5 - M20x1.5 - M26x1.5 - M27x1.5 - M33x1.5 - M40x1.5 - M42x1.5 - G1/4 - G3/8 - G1/2 - G3/4 - G1 - G1 1/4 - G1 1/2

ELESA and GANTER models all rights reserved in accordance with the law.
Always mention the source when reproducing our drawings.

15.3 Level indicators

Continues

GN 743.2
Oil Sight Glasses
Brass, up to 100 °C



With or without reflector.
EPDM seal on request.
Threadings: M16x1.5 - M20x1.5 - M26x1.5 - M27x1.5 - M33x1.5 - G3/8 - G1/2 - G3/4 - G1

GN 743.3
Oil Sight Glasses
Brass, up to 180 °C



With or without reflector.
EPDM seal on request.
Threadings: M16x1.5 - M20x1.5 - M26x1.5 - M27x1.5 - M33x1.5 - G3/8 - G1/2 - G3/4 - G1

GN 743.4
Oil Sight Glasses
Stainless Steel, up to 100 °C



With or without reflector.
EPDM seal on request.
Threadings: M16x1.5 - M20x1.5 - M26x1.5 - M27x1.5 - M33x1.5 - M42x1.5 - M42x2 - G3/8 - G1/2 - G3/4 - G1 - G1 1/4

INOX STAINLESS STEEL

GN 743.5
Oil Sight Glasses
Stainless Steel, up to 180 °C



With or without reflector.
EPDM seal on request.
Threadings: M16x1.5 - M20x1.5 - M26x1.5 - M27x1.5 - M33x1.5 - M42x1.5 - M42x2 - G3/8 - G1/2- G3/4 - G1 - G1 1/4

INOX STAINLESS STEEL

GN 743.10
Oil Sight Glasses
Stainless Steel, up to 180 °C



With plastic, stainless steel, or without reflector. Seals of NBR rubber and sight glass of float glass GN 743.9, and seals of EPDM on request.
Threadings: M16x1.5 - M20x1.5 - M26x1.5 - M33x1.5 - M42x1.5 - G3/8 - G1/2 - G3/4 - G1 - G1 1/4

INOX STAINLESS STEEL

GN 7440
Sight Glasses
Stainless Steel, Metal-Fused



With reflector grooves, seal FPM, or seal copper. Seal of NBR or EPDM on request.
Threadings: M16x1.5 - M20x1.5 - M26x1.5 - M33x1.5 - M42x1.5 - G3/8 - G1/2 - G3/4 - G1 - G1 1/4

INOX STAINLESS STEEL

GN 743.6
ATEX-Sight Glasses
Aluminum



EPDM seals on request.
Threadings: M16x1.5 - M20x1.5 - M26x1.5 - M27x1.5 - M27x2 - G3/8 - G1/2 - G3/4

Ex

GN 743.7
Oil Sight Glasses
Brass, with Conical Thread, up to 100 °C



With or without reflector. O-ring made of EPDM on request.
Threadings: R3/8 - 3/8NPT - R1/2 - 1/2NPT - R3/4 - 3/4NPT - R1 - 1NPT - R1 1/4 - 1 1/4NPT

GN 743.8
Oil Sight Glasses
Brass, with Conical Thread, up to 180 °C



With or without reflector. O-ring made of EPDM on request.
Threadings: R3/8 - 3/8NPT - R1/2 - 1/2NPT - R3/4 - 3/4NPT - R1 - 1NPT - R1 1/4 - 1 1/4NPT

HGFT-PR
Oil level sight glasses
with prismatic window and flat packing ring, technopolymer



Prismatic window in transparent polyamide-based technopolymer.
GAS threadings: 1/2 - 3/4 - 1 - 1 1/4
Metric threadings: M20x1.5 - M26x1.5 - M33x1.5

PA PA-T

ELESA and GANTER models all rights reserved in accordance with the law.
Always mention the source when reproducing our drawings.

15.3 Level indicators

Continues

HGFT-HT-PR
Oil level sight glasses
with prismatic window and flat packing ring, high temperatures, technopolymer



Prismatic window in transparent technopolymer with a sulfonic base.
FKM flat packing ring.
Maximum continuous working temperature: 140°C at 7 bar pressure.
GAS threads: 1/2 - 3/4 - 1

HT PA

GN 7403
Breather Strainers
Aluminum / Stainless Steel, with Stainless Steel Mesh



Body in brass, other mesh size, other material for the strainer, on request.
Threadings: M20x1.5 - M26x1.5 - M33x1.5 - G1/2 - G3/4 - G1

INOX STAINLESS STEEL

GN 7404
Two-Way Breathable Membranes
Aluminum / Stainless Steel, Oil / Water Repellent (Hydrophobic / Oleophobic)



Body in brass, other membrane pore sizes, on request.
Threadings: M20x1.5 - M26x1.5 - M33x1.5 - G1/2 - G3/4 - G1

INOX STAINLESS STEEL

GN 7405
Strainer Fittings
Stainless Steel



Fitting with internal thread on both ends, or with female / male thread.
Threadings: G3/8 - G1/2 - G3/4

INOX STAINLESS STEEL

GN 7403.1
Strainers
for Stainer Fittings GN 7405, Stainless Steel



Other mesh sizes and plastic strainer mesh on request.
Sizes: 14 - 18 - 24 mm

INOX STAINLESS STEEL

GN 744
Oil Sight Glasses
Aluminum, Sight Glass Plastic



With prismatic effect (only d1 = 14/18/24), without reflector (all sizes), or with red marking ring (only d1 = 11 / 14 / 18 / 24).
EPDM seals on request.
Threadings: M12x1.5 - M16x1.5 - M20x1.5 - M26x1.5 - M27x1.5 - M33x1.5 - G1/4 - G3/8 - G1/2 - G3/4 - G1

HFTX.
Oil level sight glass
with flat packing ring, technopolymer



With or without contrast screen.
Metric threadings (pitch 1.5): M14 - M16 - M18 - M20 - M22 - M25 - M26 - M27 - M30 - M35 - M40
GAS threadings: 1/4 - 3/8 - 1/2 - 3/4 - 1 - 1 1/4 - 1 1/2 - 2

PA-T

HFTX-PR
Oil level sight glasses
with prismatic window and flat packing ring, technopolymer



GAS threadings: 1/4 - 3/8 - 1/2 - 3/4 - 1 - 1 1/4

PPSU

HFTX-HT-GL
Oil level sight glasses
for high temperatures, with flat packing ring, technopolymer suitable for solutions with glycol



Flat packing ring in FKM, green colour.
Continuous working temperature: -40°C ÷ +150°C.
Metric threadings (pitch 1.5): M16 - M20 - M26
GAS threadings: 1/4 - 3/8 - 1/2 - 3/4 - 1 - 1 1/4

HT PPSU

HFTX-EX
Oil level sight glasses
ATEX compliant with flat packing ring, technopolymer



Compliant with Health and Safety Requirements defined in 2014/34/EU ATEX European Directive (explosive atmospheres) for equipments in Group II, category 2GD. Metric threadings (pitch 1.5): M16 - M20 - M25 - M26 - M27 - M30 - M35 - M40
GAS threadings: 3/8 - 1/2 - 3/4 - 1 - 1 1/4

Ex PA-T

ELESA and GANTER models all rights reserved in accordance with the law.
Always mention the source when reproducing our drawings.

15.3 Level indicators

Continues

HFTR-PR
Oil level sight glasses
with prismatic window and flat packing ring, technopolymer



GAS threadings: 1/2 - 3/4 - 1 - 1 1/4

PA-T

GH.
Mounting nuts
Nickel-plated brass



Used for fitting the following indicators to reservoirs with thin walls.
Metric threadings (pitch 1.5): M12 - M14 - M16 - M20 - M25 - M26 - M27 - M30 - M33 - M35 - M40 - M42
GAS threadings: 1/4 - 3/8 - 1/2 - 3/4 - 1 - 1 1/4 - 2

GN 7430
Mounting Nuts
Brass / Stainless Steel, for Hydraulic Components



Threadings: M12x1.5 - M14x1.5 - M16x1.5 - M20x1.5 - M26x1.5 - M27x1.5 - M33x1.5 - M40x1.5 - M42x1.5 - G1/4 - G3/8 - G1/2 - G3/4 - G1 - G1 1/4 - G1 1/2 - G2

INOX STAINLESS STEEL

HRT.
Pish-fit oil level sight glasses
with O-ring, technopolymer



Transparent technopolymer window.
Diameters: 28 - 36 - 42 - 64 mm

PA PA-T

HE.
Pish-fit oil level sight glasses
with O-ring, polycarbonate



Red level line.
Suitable for assembly on reservoirs with limited pressures.
Diameters: 18 - 21 - 28 - 32 - 38 - 43 - 47 mm

PC

GN 537
Oil Sight Glasses
Aluminum / Perspex, without Thread



Without or with oil level marks.
Diameters: 16 - 22 - 32 - 50 mm

GN 537.1
Pin Keys
for Oil Sight Glasses GN 537, Steel



Diameters: 16 - 22 - 32 - 50 mm

HCFE.
Oil level sight glasses
with flat packing ring, technopolymer



Metric threadings (pitch 1.5): M16 - M20 - M25 - M26 - M27 - M35 - M40
GAS threadings: 3/8 - 1/2 - 3/4 - 1 - 1 1/4

PA-T

HCFE-EX
Oil level sight glasses
ATEX compliant with flat packing ring, technopolymer



Compliant with Health and Safety Requirements defined in 2014/34/EU ATEX European Directive (explosive atmospheres) for equipments in Group II, category 2GD.
Maximum continuous working temperature: 80°C.
GAS threadings: 3/8 - 1/2 - 3/4

Ex PA-T

HCFE-C
Oil level sight glasses
with flat packing ring, technopolymer



With or without red colour reference circle.
GAS threadings: 1/2 - 3/4 - 1

PA-T

ELESA and GANTER models all rights reserved in accordance with the law.
Always mention the source when reproducing our drawings.

15.3 Level indicators

Continues

HVF.
Visual flow indicators
Technopolymer ends



Glass lens;
stainless steel pulling hooks;
steel or stainless steel bosses
Operation with bidirectional flow.
GAS threadings: 1/4 - 3/8 - 1/2

INOX STAINLESS STEEL PP

HVF-E
Visual flow indicators
with flow-meter sensor,
technopolymer ends



Glass lens;
stainless steel pulling hooks;
steel or stainless steel bosses
Operation with bidirectional flow.
GAS threadings: 1/4 - 3/8 - 1/2

PP

ELESA and GANTER models all rights reserved in accordance with the law.
Always mention the source when reproducing our drawings.

15.4 Column level indicators

Material

- Stainless steel
- Steel
- Technopolymer
- Technopolymer - Steel

HCZ.
Oil level indicators
Technopolymer



Zinc-plated steel screws, nuts and washer or SUPER-technopolymer screws, AISI 304 stainless steel nuts and washers.
Assembly centre distances: 76 - 127 - 254 mm

SUPER TECHNO POLYMER | PA | PA-T

HCZ-AR
Oil level indicators
Technopolymer, for use with fluids containing alcohol



High UV resistance. Zinc-plated steel screws, nuts and washers. Step-shaped packing ring for the seal on the reservoir walls and NBR synthetic rubber O-ring screw underhead.
Maximum continuous working temperature: 90°C.
Assembly centre distances: 76 - 127 - 254 mm

PA-T

HCZ/T-AR
Oil level indicators with thermometer
Technopolymer, for use with fluids containing alcohol



High UV resistance.
Zinc-plated steel screws, nuts and washers or SUPER-technopolymer screws, AISI 304 stainless steel nuts and washers.
Incorporated thermometer for temperature reading of the liquid.
Assembly centre distances: 76 - 127 - 254 mm

SUPER TECHNO POLYMER | PA | PA-T

HCZ-PT
Oil Level indicators with protection frame
Technopolymer, frame in SUPER-Technopolymer



Zinc-plated steel screws, nuts and washers or SUPER-technopolymer screws, AISI 304 stainless steel nuts and washers.
Assembly centre distances: 76 - 127 - 254 mm

SUPER TECHNO POLYMER | PA | PA-T

HCZ/T-AR-PT
Oil level indicators with thermometer and protection frame
Technopolymer, frame in SUPER-Technopolymer for use with fluids containing alcohol



High UV resistance.
Zinc-plated steel screws, nuts and washers or SUPER-technopolymer screws, AISI 304 stainless steel nuts and washers.
Incorporated thermometer for temperature reading of the liquid.
Assembly centre distances: 76 - 127 - 254 mm

SUPER TECHNO POLYMER | PA | PA-T

HCX.
Oil level indicators
Technopolymer



HCX: zinc-plated steel screws, nuts and washers;
AISI 303 stainless steel screws, nuts and washers with FKM packing ring or SUPER-technopolymer screws, AISI 304 stainless steel nuts and washers.
Assembly centre distances: 76 - 127 - 254 mm

INOX STAINLESS STEEL | SUPER TECHNO POLYMER | PA | PA-T

HCX-AR
Oil level indicators
Technopolymer, for use with fluids containing alcohol



High UV resistance.
HCX-AR: zinc-plated steel screws, nuts and washers;
AISI 303 stainless steel screws, nuts and washers with FKM packing ring or SUPER-technopolymer screws, AISI 304 stainless steel nuts and washers
Assembly centre distances: 76 - 127 - 254 mm

INOX STAINLESS STEEL | SUPER TECHNO POLYMER | PA | PA-T

HCX/T-AR
Oil level indicators with thermometer
Technopolymer, for use with fluids containing alcohol



High UV resistance. Zinc-plated steel screws, nuts and washers;
AISI 304 stainless steel screws, nuts and washers with FKM packing ring or SUPER-technopolymer screws, AISI 304 stainless steel nuts and washers; bulb with red or blue liquid, Incorporated thermometer for temperature reading of the liquid.
Assembly centre distances: 76 - 127 - 254 mm

INOX STAINLESS STEEL | SUPER TECHNO POLYMER | PA | PA-T

ELESA and GANTER models all rights reserved in accordance with the law.
Always mention the source when reproducing our drawings.

15.4 Column level indicators

Continues

HCX-P
Oil Level indicators with protection frame
Techopolymer, frame in zinc alloy

Assembly centre distances: 127 mm



PA-T

HCX/T-AR-P
Oil level indicators with thermometer and protection frame
Technopolymer, frame in zinc alloy, for use with fluids containing alcohol

High UV resistance.
Incorporated thermometer for temperature reading of the liquid.
Assembly centre distance: 127 mm



PA-T

HCX-PT
Oil Level indicators with protection frame
Technopolymer, frame in SUPER-Technopolymer

Zinc-plated steel screws, nuts and washers;
AISI 303 stainless steel screws, nuts and washers with FKM packing ring or
SUPER-technopolymer screws, AISI 304 stainless steel nuts and washers.
Assembly centre distances: 76 - 127 - 254 mm



INOX STAINLESS STEEL · SUPER TECHNO POLYMER · PA · PA-T

HCX/T-AR-PT
Oil level indicators with thermometer and protection frame
Technopolymer, frame in SUPER-Technopolymer for use with fluids containing alcohol

High UV resistance. Zinc-plated steel screws, nuts and washers;
AISI 304 stainless steel screws, nuts and washers with FKM packing ring or
SUPER-technopolymer screws, AISI 304 stainless steel nuts and washers; NBR packing ring.
Incorporated thermometer for temperature reading of the liquid.
Assembly centre distances: 76 - 127 - 254 mm



INOX STAINLESS STEEL · SUPER TECHNO POLYMER · PA · PA-T

HCX-BW-SST
Oil level indicators
for hot water, technopolymer

AISI 303 stainless steel screws, AISI 304 stainless steel nuts and washers.
FKM O-ring packing rings.
Assembly centre distances: 76 - 127 - 254 mm



INOX STAINLESS STEEL · PA-T

HCX-LT
Oil level indicators
with float for indirect level reading, technopolymer

Zinc-plated steel screws, nuts and washers.
Ebonite float, black.
Assembly centre distance: 254 mm



PA-T

FM Kit
Fast Mounting Kit
Steel and rubber

For mounting level indicators series HCX from the outside when nuts cannot be fitted from the inside of the reservoir.
Zinc-plated threaded nut.
Packing ring.
NBR synthetic rubber.



NBR

HCK.
Oil level indicators
suitable for oil and glycol-based solutions, technopolymer ends, aluminium support

Screws, nuts and washers in zinc-plated steel, AISI 304 or AISI 316 stainless steel;
NBR or FKM synthetic rubber O-Ring.
With or without transparent polycarbonate front protection.
With transparent borosilicate glass tube or with transparent polycarbonate tube.
Assembly centre distances: 76 - 127 - 176 - 254 - 381 - 508 mm



INOX STAINLESS STEEL · PA · PC

ELESA and GANTER models all rights reserved in accordance with the law.
Always mention the source when reproducing our drawings.

15.4 Column level indicators

Continues

HCK-HT-GL
Oil level indicators for high temperatures
suitable for oil and glycol-based solutions, technopolymer ends, aluminium support

Screws, nuts and washers in zinc-plated steel in AISI 304 stainless steel.



INOX STAINLESS STEEL · HT · PA · PC

HCK-PP
Oil level indicators
suitable for acid or base liquids, polypropylene ends, aluminium support

Suitable for contact with acid or base liquids.
AISI 316 stainless steel screws, nuts and washers.
VMQ Red silicone packing rings.
Assembly centre distances: 76 - 127 - 176 - 254 - 381 - 508 mm



INOX STAINLESS STEEL · PA · PC

SLCK
Kit for the electric control of a fluid level
for HCK. oil level indicators

Bracket with male connector DIN 43650C or M12.
Electrical sensor - NO or NC.
For applications with temperatures up to 80°C: polypropylene based (PP) technopolymer float.
For applications with temperatures up to 120°C: polyamide based (PA) technopolymer float.



IP65 · PP · PA

HCL.
Oil level indicators
with U shaped protection, technopolymer ends, aluminium supporto

Transparent polymethylmethacrylate tube level column window.
Maximum continuous working temperature: 70°C.
Assembly centre distances: 300 - 400 - 500 mm



HCV-E
Electrical oil level indicators
with MIN level electrical sensor, technopolymer

Technopolymer float with magnetic element for contact activation.
Bracket with male or female connector in technopolymer.
Sensor with lateral or axial output.
Available with NO, NC or SW electrical contact.
Assembly centre distances: 76 - 127 - 254 mm



IP65 · PA-T · PA

HCV-E-S
Electrical oil level indicators
with MIN level electrical sensor, MAX temperature sensor or probe, technopolymer

Technopolymer float with magnetic element for contact activation.
Bracket with male or female connector in technopolymer.
Sensor with lateral or axial output.
Available with NO or NC electrical contact.
Assembly centre distances: 76 - 127 - 254 mm



IP65 · PA-T · PA

HCV-S
Electrical oil level indicators
with MAX temperature sensor or probe, technopolymer

Bracket with male or female connector in technopolymer.
Sensor with lateral or axial output.
Available with NO or NC electrical contact.
Assembly centre distances: 76 - 127 - 254 mm



IP65 · PA-T · PA

HCV-E-LD
Electrical oil level indicators with LED
with MIN level electrical sensor, technopolymer

A green or red light signal indicates the presence or absence of fluid.
Bracket with male connector in technopolymer.
Sensor with lateral output.
Available with NO or NC electrical contact.



PA-T · PA

ELESA and GANTER models all rights reserved in accordance with the law.
Always mention the source when reproducing our drawings.

15.4 Column level indicators

Continues

HCX-E
Column level indicators
with MIN level electrical sensor, technopolymer



Zinc-plated steel screws, nuts and washers. NBR synthetic rubber O-Ring. Technopolymer float with magnetic element to activate the contact.
Bracket with watertight sensor in technopolymer.
Swivel bipolar connectors.
Maximum continuous working temperature: 90°C
Assembly centre distances: 127 - 254 mm

IP65 PA-T PA

HCY-E
Oil electrical level indicators
with MIN level electrical sensor, technopolymer



Red technopolymer float with magnetic element for contact activation.
Sensor with lateral output
Available with electrical contact NO or NC.
Assembly centre distances: 76 - 127 - 254 mm

IP65 PA-T

HCY-E-ST
Electrical oil level indicators
with MIN level and MAX temperature electrical sensors, technopolymer



Red technopolymer float with magnetic element for contact activation.
Sensor with lateral output.
Available with NO or NC electrical contact.
Assembly centre distances: 76 - 127 - 254 mm

IP65 PA-T

HCK-E
Electrical oil level indicators
with MIN level electrical sensor, technopolymer ends, aluminium support



Zinc-plated, stainless steel screws, nuts, and washers. NBR or FKM synthetic rubber O-Ring. With transparent borosilicate glass tube or with transparent polycarbonate tube.
Technopolymer float with magnetic element for contact activation. Available with NO, NC or SW electrical contact.
Bracket with male or female connector in technopolymer.
Assembly centre distances: 127 - 176 - 254 - 381 - 508 mm

INOX STAINLESS STEEL IP65 PA PP PC

HCK-E-S
Electrical oil level indicators
with MIN level electrical sensor, MAX temperature sensor or probe, technopolymer ends, aluminium support



Zinc-plated, AISI 304 or AISI 316 stainless steel screws, nuts, and washers. NBR or FKM synthetic rubber O-Ring.With transparent borosilicate glass tube or with transparent polycarbonate tube.
Technopolymer float with magnetic element for contact activation. Available with NO or NC electrical contact.
Bracket with male or female connector in technopolymer.
Assembly centre distances: 127 - 176 - 254 - 381 - 508 mm

INOX STAINLESS STEEL IP65 PA PP PC

HCK-S
Electrical oil level indicators
with MAX temperature sensor or probe, technopolymer ends, aluminium support



Zinc-plated, AISI 304 or AISI 316 stainless steel screws, nuts, and washers.
NBR or FKM synthetic rubber O-Ring.
With transparent borosilicate glass tube or with transparent polycarbonate tube.
Bracket with male or female connector in technopolymer.
Assembly centre distances: 127 - 176 - 254 - 381 - 508 mm

INOX STAINLESS STEEL IP65 PA PC

HFL-E
Electrical oil level indicators
technopolymer body, stainless steel dipstick



Sensor connector with side output and reed contact.
Available with NO or NC electrical contact.

IP65 PA

HFLT-E
Rapid levels with float
technopolymer dipstick and body



Sensor connector with side output and reed contact.
NO or NC electrical contact can be set by customer.

IP65 PA

ELESA and GANTER models all rights reserved in accordance with the law.
Always mention the source when reproducing our drawings.

15.5 Flexible coolant hoses

Material

- Technopolymer

FH.1/4
Flexible coolant hoses
Kit with tubes with a diameter of 1/4", technopolymer

Kit components: One FHT modular tube, two FHJ threaded fittings, four FHN nozzles.
The modular structure makes it possible to adjust and direct the lubricating jet with maximum flexibility while maintaining stability in operation even in the presence of vibrations.



POM

FH.1/2
Flexible coolant hoses
Kit with tubes with a diameter of 1/2", technopolymer

Kit components: One FHT modular tube, two FHJ threaded fittings, four FHN nozzles.
The modular structure makes it possible to adjust and direct the lubricating jet with maximum flexibility while maintaining stability in operation even in the presence of vibrations.



POM

FHT
Tubes
for flexible coolant hoses, technopolymer

Blue BSPT conical threading or orange NPT conical threading.
Fitting to be implemented by means of snap coupling with modular tubes.



POM

FHJ
Threaded fittings
for flexible coolant hoses, technopolymer

Modular tubes, pre-assembled in segments or pre-assembled and wound along a coil.
The modular structure, formed by means of the snap mounting of the individual segments, allows the lubricating jet to be directed as required.



POM

FHN
Nozzles
for flexible coolant hoses, technopolymer

Nozzle with single hole;
nozzle with rectangular cross-section;
nozzle with a joint head with sixteen holes.
The use of nozzles allows the lubricating spray to be adjusted, concentrating it or distributing it on the surface concerned.



POM

FHF
Y fittings
for flexible coolant hoses, technopolymer

Recommended for equipping a system for the lubrication of two different flows at the outlet, keeping only one at the inlet.



POM

FHS
Sockets
for flexible coolant hoses, technopolymer

Recommended for equipping a lubrication system with a threaded fitting both at the inlet and outlet of the modular tube.



POM

FHV
Ball valve
for flexible coolant hoses, technopolymer

Indicated when the flow needs to be separated or interrupted within the system.



POM

FHB
Magnetic stand
for flexible coolant hoses, technopolymer

Magnetic ferrite base.
Polypropylene cap and fitting.
The stand allows you to use up to two 1/4" segments simultaneously;
the magnet integrated in the structure allows the system to be anchored in multiple positions, also facilitating repeated movements.



PA

ELESA and GANTER models all rights reserved in accordance with the law.
Always mention the source when reproducing our drawings.

15.6 Seals

Material

- Aluminium
- HD
- Stainless steel
- Thermoplastic polyurethane (TPU)

DIN 7603
Sealing Rings
for Threaded Plugs DIN 908 / DIN 910, Copper / Aluminum / Stainless Steel



Flat gasket. Other sizes, materials, types, on request.
Diameters: 4 - 5 - 6.5 - 8 - 10 - 12 - 14 - 16 - 17 - 18 - 20 - 21 - 22 - 24 - 26 - 27 - 30 - 33 - 42 - 48 mm

GN 7600
Sealing Rings
Elastomer, Hygienic Design



Diameters: 6 - 7 - 8 - 9 - 10 - 12 - 14 - 15 - 16 - 17 - 18 - 21 - 24 - 26 - 28 - 30 - 32 - 36 - 38 mm

GN 7607
Wipers
Elastomer, Hygienic Design



Diameters: 12 - 14 - 16 - 20 - 24 mm

ELESA and GANTER models all rights reserved in accordance with the law.
Always mention the source when reproducing our drawings.





Tube clamp connectors | Clamp mountings | Tube connectors | Panel support clamps

Elesa+Ganter offers clamping and connecting elements for round and square tubes, ideal for modular structures and flexible assembly solutions. Available in aluminum, stainless steel, or technopolymer, with optional colored caps and non-slip tube ends to enhance safety and visibility.

16.1 Tube clamp connectors

Material

- Aluminium
- Stainless steel
- Technopolymer
- Zinc Die Casting

GN 131
Two-Way Connector Clamps
Aluminum / Stainless Steel

With 2 socket cap screws ISO 4762. d_1/d_2 with unequal bores on request.
Bores: B10 - B12 - B14 - B15 - B16 - B18 - B20



TCC-CR
Two-way connecting clamps
Technopolymer

Cylindrical-head screw with hexagon socket in AISI 304 stainless steel.
Self-locking nuts in AISI 304 stainless steel.
Holes Ø: 18 - 30 mm



TCC-CR-VD
Two-way connecting clamps
Visually Detectable technopolymer

Produced from FDA compliant raw material.
Cylindrical-head screw with hexagon socket in AISI 304 stainless steel
Self-locking nuts in AISI 304 stainless steel.
Holes Ø: 18 - 30 mm



GN 132
Two-Way Connector Clamps
Aluminum

With 2 socket cap screws ISO 4762. d1 / d2 with unequal bores, or with inch bores, on request.
Bores: B20 - B25 - B30 - B32 - B35 - B40 - B42 - B45 - B48 - B50 - B60



GN 133
Two-Way Connector Clamps
Aluminum, Unequal Bore Dimensions d_1 / d_2

With 2 socket cap screws ISO 4762.
Bores: B20 - B25 - B30 - B40 - B42 - B45 - B48 - B50



GN 132.5
Two-Way Connector Clamps
Stainless Steel

Without or with seals.
With 2 cap nuts DIN 917.
Bores: B30 - B40 - B50



GN 134
Two-Way Connector Clamps
Aluminum, Multi Part Assembly

With 4 socket cap screws ISO 4762.
Bores: B20 - B25 - B30 - B32 - B35 - B40 - B42 - B45 - B48 - B50;
Squares: V20 - V25 - V30 - V35 - V40 - V45 - V50



GN 135
Two-Way Connector Clamps
Aluminum, Multi Part Assembly, Unequal Bore Dimensions
d_1 / d_2 and d_2 / s_2

With 4 socket cap screws ISO 4762. Other bore and square combinations d_1 / s_1 and d_2 / s_2, on request.
Bores: B30 - B40 - B50;
Squares: V30 - V40 - V50



ELESA and GANTER models all rights reserved in accordance with the law.
Always mention the source when reproducing our drawings.

16.1 Tube clamp connectors

Continues

GN 141
Flanged Two-Way Connector Clamps
Aluminum, Multi Part Assembly

With 4 socket cap screws ISO 4762.
Bores: B20 - B25 - B30 - B40 - B42 - B45 - B48 - B50;
Squares: V20 - V25 - V30 - V40 - V45 - V50



GN 145
Flanged Connector Clamps
Aluminum / Stainless Steel, with 2 Mounting Holes

With socket cap screw ISO 4762.
Bores: B10 - B12 - B14 - B15 - B16 - B18 - B20



GN 146
Flanged Connector Clamps
Aluminum, with 4 Mounting Holes

With socket cap screw ISO 4762.
Bores: B20 - B25 - B30 - B32 - B35 - B40 - B42 - B45 - B48 - B50 - B60



GN 146.3
Flanged Connector Clamps
Aluminum, with 2 Mounting Holes

With socket cap screw ISO 4762.
With inch bores on request.
Bores: B20 - B25 - B30 - B32 - B35 - B40



TCC-TB
Connecting clamps with mounting plate
Technopolymer

Black or grey colour.
Cylindrical-head screw with hexagon socket in AISI 304 stainless steel.
Self-locking nuts in AISI 304 stainless steel.
Holes Ø: 18 - 30 mm



TCC-TB-VD
Connecting clamps with mounting plate
Visually Detectable technopolymer

Produced from FDA compliant raw material.
Cylindrical-head screw with hexagon socket in AISI 304 stainless steel.
Self-locking nuts in AISI 304 stainless steel.
Holes Ø: 18 - 30 mm



GN 147
Flanged Connector Clamps
Aluminum, Split Assembly, with 4 Mounting Holes

With 2 socket cap screws ISO 4762.
Bores: B20 - B25 - B30 - B40 - B42 - B45 - B48 - B50 - B60;
Squares: V20 - V25 - V30 - V40 - V45 - V50 - V60



GN 147.3
Flanged Connector Clamps
Aluminum, Split Assembly, with 6 Mounting Holes

With 2 socket cap screws ISO 4762.
Bores: B20 - B25 - B30;
Squares: V20 - V25 - V30



GN 162
Base Plate Connector Clamps
Aluminum / Stainless Steel, with 4 Mounting Holes

With socket cap screw ISO 4762.
With inch bores on request.
Bores: B10 - B12 - B14 - B15 - B16 - B18 - B20



GN 162.3
Base Plate Connector Clamps
Aluminum / Stainless Steel, with 2 Mounting Holes

With socket cap screw ISO 4762.
Bores: B10 - B12 - B14 - B15 - B16 - B18 - B20



ELESA and GANTER models all rights reserved in accordance with the law.
Always mention the source when reproducing our drawings.

16.1 Tube clamp connectors

Continues

GN 162.8
Base Plate Connector Clamps
Aluminum, with Grub Screw



With grub screw DIN 913.
Bores: B10 - B12 - B14 - B15 - B16 - B18

GN 163
Base Plate Connector Clamps
Aluminum



With socket cap screw ISO 4762.
With inch bores on request.
Bores: B20 - B25 - B30 - B32 - B35 - B40 - B42 - B45 - B48 - B50 - B60

GN 163.5
Base Plate Connector Clamps
Stainless Steel



Without or with seals.
With cap nut DIN 917.
Bores: B30 - B50

TCC-AB
Connecting clamps with mounting base
Technopolymer



Black or grey colour.
Cylindrical-head screw with hexagon socket in AISI 304 stainless steel.
Self-locking nuts in AISI 304 stainless steel.
Holes Ø: 18 - 30 mm

TCC-AB-VD
Connecting clamps with mounting base
Visually Detectable technopolymer



Produced from FDA compliant raw material.
Cylindrical-head screw with hexagon socket in AISI 304 stainless steel.
Self-locking nuts in AISI 304 stainless steel.
Holes Ø: 18 - 30 mm

GN 165
Base Plate Connector Clamps
Aluminum, Split Assembly



With 2 socket cap screws ISO 4762.
Bores: B20 - B25 - B30 - B40 - B42 - B45 - B48 - B50;
Squares: V20 - V25 - V30 - V40 - V45 - V50

GN 166
Base Plate Connector Clamps
Aluminum, Split Assembly



With 2 socket cap screws ISO 4762.
Bores: B20 - B25 - B30 - B40 - B42 - B45 - B48 - B50 - B60;
Squares: V20 - V25 - V30 - V40 - V45 - V50 - V60

GN 167
Base Plate Connector Clamps
Aluminum, Split Assembly



With 2 socket cap screws ISO 4762.
Bores: B20 - B25 - B30 - B40 - B42 - B45 - B48 - B50 - B60;
Squares: V20 - V25 - V30 - V40 - V45 - V50 - V60

GN 171
Flanged Base Plate Connector Clamps
Aluminum, Split Assembly



With 2 socket cap screws ISO 4762.
Bores: B20 - B25 - B30 - B40 - B42 - B45 - B48 - B50 - B60;
Squares: V20 - V25 - V30 - V40 - V45 - V50 - V60

GN 191
T-Angle Connector Clamps
Aluminum / Stainless Steel



With 2 socket cap screws ISO 4762. d_1/d_2 with unequal bores, or with inch bores, on request.
Bores: B10 - B12 - B14 - B15 - B16 - B18 - B20

ELESA and GANTER models all rights reserved in accordance with the law.
Always mention the source when reproducing our drawings.

16.1 Tube clamp connectors

Continues

GN 192
T-Angle Connector Clamps
Aluminum



With 2 socket cap screws ISO 4762. d_1/d_2 with unequal bores on request.
Bores: B20 - B25 - B30 - B32 - B35 - B40 - B42 - B45 - B48 - B50 - B60

GN 192.5
T-Angle Connector Clamps
Stainless Steel



Without or with seals.
With 2 cap nuts DIN 917.
Bores: B30 - B50

INOX STAINLESS STEEL

TCC-TS
T-shaped connecting clamps
Technopolymer



Black or grey colour.
Cylindrical-head screw with hexagon socket in AISI 304 stainless steel.
Self-locking nuts in AISI 304 stainless steel.
Holes Ø: 18 - 30 mm

INOX STAINLESS STEEL PA

TCC-TS-VD
T-shaped connecting clamps
Visually Detectable technopolymer



Produced from FDA compliant raw material.
Cylindrical-head screw with hexagon socket in AISI 304 stainless steel.
Self-locking nuts in AISI 304 stainless steel.
Holes Ø: 18 - 30 mm

INOX STAINLESS STEEL VD PA

TCC-TS-PR
Connecting clamps with connector for profiles
Technopolymer and aluminium



Anodised aluminium tube.
With one or two connecting clamps.
Mounting via pass-through holes for cylindrical-head screws with hexagon socket.
Dimensions: 224 - 274 mm

INOX STAINLESS STEEL PROFILE COMPATIBLE PA

GN 193
T-Angle Connector Clamps
Aluminum, Split Assembly



With 4 socket cap screws ISO 4762.
Bores: B20 - B25 - B30 - B32 - B35 - B40 - B42 - B45 - B48 - B50;
Squares: V20 - V25 - V30 - V35 - V40 - V45 - V50

GN 194
T-Angle Connector Clamps
Aluminum, Multi Part Assembly



With 4 socket cap screws ISO 4762.
Bores: B20 - B25 - B30 - B32 - B35 - B40 - B42 - B45 - B48 - B50;
Squares: V20 - V25 - V30 - V35 - V40 - V45 - V50

GN 195
T-Angle Connector Clamps
Aluminum, Multi Part Assembly



With 6 socket cap screws ISO 4762.
Bores: B20 - B25 - B30 - B32 - B35 - B40 - B42 - B45 - B48 - B50;
Squares: V20 - V25 - V30 - V35 - V40 - V45 - V50

GN 196
Angle Connector Clamps
Aluminum



With 2 socket cap screws ISO 4762.
Bores: B20 - B25 - B30 - B40 - B42 - B45 - B48 - B50

GN 198
Angle Connector Clamps
Aluminum



With 3 socket cap screws ISO 4762.
Bores: B20 - B25 - B30 - B40 - B42 - B45 - B48 - B50

ELESA and GANTER models all rights reserved in accordance with the law.
Always mention the source when reproducing our drawings.

16.1 Tube clamp connectors

Continues

GN 231
Tube Supports
Aluminum, Split Assembly



With 2 socket cap screws ISO 4762.
Bores: B8 - B10 - B12 - B14 - B15 - B16 - B18 - B20 - B25 - B30 - B40 - B42 - B45 - B48 - B50 - B60;
Squares: V8 - V10 - V12 - V14 - V15 - V16 - V18 - V20 - V25 - V30 - V40 - V45 - V50 - V60

GN 241
Tube Connectors
Aluminum, Split Assembly



With 2 socket cap screws ISO 4762.
Bores: B20 - B25 - B30 - B32 - B35 - B40 - B42 - B45 - B48 - B50 - B60;
Squares: V20 - V25 - V30 - V35 - V40 - V45 - V50 - V60

GN 242
Tube Connectors
Aluminum



With 2 socket cap screws ISO 4762. d_1/d_2 with unequal bores on request.
Bores: B20 - B25 - B30 - B40 - B42 - B45 - B48 - B50

TCC-SL
Connecting clamps with sleeve
Technopolymer



Black or grey colour.
Cylindrical-head screw with hexagon socket in AISI 304 stainless steel.
Self-locking nuts in AISI 304 stainless steel.
Holes Ø: 18 - 30 mm

TCC-SL-VD
Connecting clamps with sleeve
Visually Detectable technopolymer



Produced from FDA compliant raw material.
Cylindrical-head screw with hexagon socket in AISI 304 stainless steel.
Self-locking nuts in AISI 304 stainless steel.
Holes Ø: 18 - 30 mm

GN 271
Swivel Clamp Connectors
Aluminum / Stainless Steel



Swivel width: 25 mm

GN 272
Swivel Clamp Connectors
Aluminum



Without or with centering step (smooth), with external or internal serration.
Swivel widths: 40 - 65 mm

TCC-PBF
Mounting plate for hinged joints
Technopolymer



Black or grey colour.
With or without external teeth.
Cylindrical-head screw with hexagon socket in AISI 304 stainless steel.
Self-locking nuts in AISI 304 stainless steel.
Holes Ø: 18 - 30 mm

TCC-PB
Mounting base for hinged joints
Technopolymer



Black or grey colour.
With or without external teeth.
Cylindrical-head screw with hexagon socket in AISI 304 stainless steel.
Self-locking nuts in AISI 304 stainless steel.
Holes Ø: 18 - 30 mm

GN 273
Swivel Clamp Connectors
Aluminum / Stainless Steel



With socket cap screw ISO 4762.
Bores: B12 - B14 - B15 - B16 - B18 - B20

ELESA and GANTER models all rights reserved in accordance with the law.
Always mention the source when reproducing our drawings.

16.1 Tube clamp connectors

Continues

GN 274
Swivel Clamp Connectors
Aluminum



Without or with centering step (smooth), with external or internal serration. With socket cap screw ISO 4762.
Bores: B20 - B25 - B30 - B40 - B42 - B45 - B48 - B50

GN 275
Swivel Clamp Connectors
Aluminum / Stainless Steel



With socket cap screw ISO 4762.
Bores: B12 - B14 - B15 - B16 - B18 - B20

INOX STAINLESS STEEL

GN 276
Swivel Clamp Connectors
Aluminum



Without or with centering step (smooth), with external or internal serration. With socket cap screw ISO 4762.
Bores: B20 - B25 - B30 - B40 - B42 - B45 - B48 - B50

TCC-AP
Clamps for hinged joints
Technopolymer



Black or grey colour.
With internal teeth, external teeth or without teeth.
Cylindrical-head screw with hexagon socket in AISI 304 stainless steel.
Self-locking nuts in AISI 304 stainless steel.
Holes Ø: 18 - 30 mm

INOX STAINLESS STEEL PA

GN 277
Swivel Clamp Connectors
Aluminum / Stainless Steel



With socket cap screw ISO 4762.
Bores: B12 - B14 - B15 - B16 - B18 - B20

INOX STAINLESS STEEL

GN 278
Swivel Clamp Connectors
Aluminum



Without or with centering step (smooth), with external or internal serration. With socket cap screw ISO 4762.
Bores: B20 - B25 - B30 - B40 - B42 - B45 - B48 - B50

TCC-TP
Clamps for hinged joints
Technopolymer



Black or grey colour.
With internal teeth, external teeth or without teeth.
Cylindrical-head screw with hexagon socket in AISI 304 stainless steel.
Self-locking nuts in AISI 304 stainless steel.
Holes Ø: 18 - 30 mm

INOX STAINLESS STEEL PA

GN 279
Swivel Clamp Connectors
Aluminum, Split Assembly



Without centring step (smooth).
With 2 socket cap screws ISO 4762.
Bores: B40 - B42 - B45 - B48 - B50;
Squares: V40 - V45 - V50

PROFILE COMPATIBLE

GN 281
Swivel Clamp Connector Joints
Aluminum / Stainless Steel



With 2 socket cap screws ISO 4762.
Bores: B12 - B14 - B15 - B16 - B18 - B20

INOX STAINLESS STEEL PROFILE COMPATIBLE

GN 282
Swivel Clamp Connector Joints
Aluminum



Stepless adjustment, or adjustment with 15° division (serration). With 2 socket cap screws ISO 4762.
Bores: B20 - B25 - B30 - B40 - B42 - B45 - B48 - B50

ELESA and GANTER models all rights reserved in accordance with the law.
Always mention the source when reproducing our drawings.

16.1 Tube clamp connectors

Continues

TCC-AP-PBF
Hinged joint with mounting plate and clamp
Technopolymer



Black or grey colour.
With or without teeth.
Cylindrical-head screw with hexagon socket in AISI 304 stainless steel.
Self-locking nuts in AISI 304 stainless steel.
Holes Ø: 18 - 30 mm

INOX STAINLESS STEEL PA

TCC-AP-PB
Hinged joint with mounting base and clamp
Technopolymer



Black or grey colour.
With or without teeth.
Cylindrical-head screw with hexagon socket in AISI 304 stainless steel.
Self-locking nuts in AISI 304 stainless steel.
Holes Ø: 18 - 30 mm

INOX STAINLESS STEEL PA

TCC-TP-PBF
Hinged joint with mounting plate and clamp
Technopolymer



Black or grey colour.
With or without teeth.
Cylindrical-head screw with hexagon socket in AISI 304 stainless steel.
Self-locking nuts in AISI 304 stainless steel.
Holes Ø: 18 - 30 mm

INOX STAINLESS STEEL PA

TCC-TP-PB
Hinged joint with mounting base and clamp
Technopolymer



Black or grey colour.
With or without teeth.
Cylindrical-head screw with hexagon socket in AISI 304 stainless steel.
Self-locking nuts in AISI 304 stainless steel.
Holes Ø: 18 - 30 mm

INOX STAINLESS STEEL PA

GN 283
Swivel Clamp Connector Joints
Aluminum / Stainless Steel



With 3 socket cap screws ISO 4762.
Bores: B12 - B14 - B15 - B16 - B18 - B20

INOX STAINLESS STEEL

GN 284
Swivel Clamp Connector Joints
Aluminum



Stepless adjustment, or adjustment with 15° division (serration). With 3 socket cap screws ISO 4762.
Bores: B20 - B25 - B30 - B40 - B42 - B45 - B48 - B50

GN 285
Swivel Clamp Connector Joints
Aluminum / Stainless Steel



With 3 socket cap screws ISO 4762.
Bores: B12 - B14 - B15 - B16 - B18 - B20

INOX STAINLESS STEEL

GN 286
Swivel Clamp Connector Joints
Aluminum



Stepless adjustment, or adjustment with 15° division (serration). With 3 socket cap screws ISO 4762.
Bores: B20 - B25 - B30 - B40 - B42 - B45 - B48 - B50

TCC-AP-AP
Hinged joints with clamps
Technopolymer



Black or grey colour.
With or without teeth.
Cylindrical-head screw with hexagon socket in AISI 304 stainless steel.
Self-locking nuts in AISI 304 stainless steel.
Holes Ø: 18 - 30 mm

INOX STAINLESS STEEL PA

GN 287
Swivel Clamp Connector Joints
Aluminum / Stainless Steel



With 3 socket cap screws ISO 4762.
Bores: B12 - B14 - B15 - B16 - B18 - B20

INOX STAINLESS STEEL

ELESA and GANTER models all rights reserved in accordance with the law.
Always mention the source when reproducing our drawings.

16.1 Tube clamp connectors

Continues

GN 288
Swivel Clamp Connector Joints
Aluminum



Stepless adjustment, or adjustment with 15° division (serration). With 3 socket cap screws ISO 4762.
Bores: B20 - B25 - B30 - B40 - B42 - B45 - B48 - B50

GN 289
Swivel Clamp Connector Joints
Aluminum, with Two-Part Clamp Pieces



Stepless adjustment. With 5 socket cap screws ISO 4762.
Bores: B40 - B42 - B45 - B48 - B50;
Squares: V40 - V45 - V50

GN 271.4
Sensor Holders
Aluminum



Stainless steel version on request.
Bores: B12 - B18

GN 273.4
Sensor Holders
Aluminum



With stainless steel socket cap screw DIN 912. Stainless steel version on request.
Bores for clamping: B12 - B14 - B15 - B16 - B18

GN 274.4
Sensor Holders
Aluminum



With stainless steel socket cap screw DIN 912.
Bores for clamping: B20 - B25 - B30

TCC-AP-TP
Hinged joints with clamps
Technopolymer



Black or grey colour.
With or without teeth.
Cylindrical-head screw with hexagon socket in AISI 304 stainless steel.
Self-locking nuts in AISI 304 stainless steel.
Holes Ø: 18 - 30 mm

GN 197
Monitor Mounts
Aluminum



With connection stud. With additional VESA hole patterns on request.
Diameters: 18 - 20 - 25 - 30 - 40 - 50 mm

GN 272.4
Sensor Holders
Aluminum



Stainless steel version on request.
Bores: B18 - B30

GN 275.4
Sensor Holders
Aluminum



With stainless steel socket cap screw DIN 912.
Bores for clamping: B12 - B14 - B15 - B16 - B18

GN 276.4
Sensor Holders
Aluminum



With stainless steel socket cap screw DIN 912.
Bores for clamping: B20 - B25 - B30

ELESA and GANTER models all rights reserved in accordance with the law.
Always mention the source when reproducing our drawings.

16.1 Tube clamp connectors

Continues

GN 277.4
Sensor Holders
Aluminum



With stainless steel socket cap screw DIN 912. Stainless steel version on request.
Bores for clamping: B12 - B14 - B15 - B16 - B18

GN 278.4
Sensor Holders
Aluminum



With stainless steel socket cap screw DIN 912.
Bores for clamping: B20 - B25 - B30

GN 990
Construction Tubes
Aluminum / Stainless Steel, for Tube Clamp Connectors



Further lengths on request.
Lengths: 200 - 500 - 1000 - 2000 mm

INOX STAINLESS STEEL

GN 991
Tube End Plugs
Plastic, Rectangular / Round or Square



Dimensions: 10 - 12 - 13 - 14 - 15 - 16 - 18 - 20 - 22 - 25 - 26 - 27 - 28 - 30 - 32 - 34 - 35 - 36 - 38 - 40 - 42 - 45 - 48 - 50 - 55 - 60 mm

TCC-A
Hole reduction sleeve
for TCC clamps, technopolymer



The reduction boss fits into the housing hole of the TCC clamps so that smaller round or square tubes can be used.
Black or grey colour.
Holes Ø: 12 - 14 - 15 - 16 - 20 - 25 mm
Square holes: 10 - 12 - 20 mm

PA

TCC-A-VD
Hole reduction sleeve
for TCC-VD clamps, Visually Detectable technopolymer



Produced from FDA compliant raw material.
The reduction boss fits into the housing hole of the TCC clamps so that smaller round or square tubes can be used.
Holes Ø: 12 - 14 - 15 - 16 - 20 - 25 mm
Square holes: 10 - 12 - 20 mm

VD PA FDA

GN 911
Adjustable Hand Levers
Zinc Die Casting, Insert Stainless Steel, for Tube Clamp Connectors / Linear Actuator Connectors



Dimensions: 45 - 63 - 78 - 92 mm

GN 911.3
Adjustable Hand Levers
Stainless Steel, with Internal Thread / Threaded Stud, for Tube Clamp Connectors / Linear Actuator Connectors



Dimensions: 45 - 63 - 78 - 92 mm

INOX STAINLESS STEEL

TCC-KS
Clamping kit for TCC
Technopolymer



Wing nut handle lever and spacer bushing in technopolymer. Self-locking nut in AISI 304 stainless steel.
Adjustable handle, clamping wing nut or cam lever with threaded stud in AISI 303 stainless steel.
Threadings: M6 - M8

INOX STAINLESS STEEL SUPER TECHNO POLYMER PA

TCC-SJA
Hole reduction sleeves with spherical seats
for TCC connecting clamps, technopolymer



Sleeves to create connections with ball joint, to allow a rotation of the clamps in space.
Black or grey colour.
Hole Ø: 14 mm

PA

ELESA and GANTER models all rights reserved in accordance with the law.
Always mention the source when reproducing our drawings.

16.1 Tube clamp connectors

Continues

TCC-SJB
Plates with ball joint
for TCC connecting clamps, technopolymer



Black or grey colour.
The base may be front mounted using a cylinder head screw with washer, and rear mounted using an nut which can be bought.

PA

TCC-SJD
Double ball joint
for TCC connecting clamps, technopolymer



Black or grey colour.
The double ball joint is designed to be mounted on TCC clamps.

PA

TCC-KV
Screws and nuts for TCC
Stainless steel



Cylindrical-head screw with hexagon socket with anti-seizure treatment and self-locking nut.
Threadings: M6 - M8

INOX STAINLESS STEEL

GN 146.5
Flanged Connector Clamps
Stainless Steel, with 4 Mounting Holes



Without or with seals, with cap nut DIN 917.
Bores: B30 - B40 - B50

INOX STAINLESS STEEL

GN 146.6
Flanged Connector Clamps
Stainless Steel, with 2 Mounting Holes



Without or with seals, with cap nut DIN 917.
Bore: B30

INOX STAINLESS STEEL

GN 490
Swivel Clamp Connector Joints
Aluminum / Stainless Steel



With socket cap screw ISO 4762, or adjustable hand lever.
Diameters: 8 - 10 - 12 - 14 - 15 - 16 - 18 - 20 mm

INOX STAINLESS STEEL

16.2 Clamp mountings

MSX.
Connecting clamps
Technopolymer



Base, two-way clamp and device clamp. The profile of the holes is designed to fit both tubes with round and square cross section; the latter prevents the elements from rotating.
For positioning of photocells or other devices on the packaging lines.

INOX STAINLESS STEEL · PROFILE COMPATIBLE · PA

MSR.
Connecting clamps
Technopolymer and aluminium



Base, two-way clamp and device clamp, to be used with a dedicated aluminium profile tubes in standard lengths from 100 to 2000 mm.
They allow the positioning of photocells or other devices on the packaging lines.

PROFILE COMPATIBLE · PA

Material

- Aluminium
- Stainless steel
- Steel
- Technopolymer
- Zinc Die Casting

GN 473
Base Plate Mounting Clamps
Aluminum



Bores: B8 - B10 - B12 - B15 - B16 - B20

PROFILE COMPATIBLE

CC-MSR.60
Screw-covers
for MSR., technopolymer



For the MSR clamps.

PA

ELESA and GANTER models all rights reserved in accordance with the law.
Always mention the source when reproducing our drawings.

16.2 Clamp mountings

Continues

TC13-MSR.60
Closing caps
for MSR., technopolymer

For the MSR tube.



GN 474
Two-Way Mounting Clamps
Aluminum

Bores: B8 - B10 - B12 - B15 - B16 - B20



GN 474.1
Parallel Mounting Clamps
Aluminum

Bores: B8 - B10 - B12 - B15 - B16 - B20



GN 474.2
Rail Mounting Clamps
Aluminum, Splittable, with Cross / Parallel Bore

With cross hole or parallel bore.
Bores: B8 - B10 - B12 - B15 - B16 - B20



GN 474.3
Parallel Mounting Clamps with Adjustable Spindle
Aluminum

With two hand levers and two socket cap screws, or four socket cap screws.
Bores: B8 - B12 - B16



GN 475
Twistable Two-Way Mounting Clamps
Aluminum

Bores: B8 - B10 - B12 - B15 - B16 - B20



GN 476
T-Mounting Clamps
Aluminum

With bore or stud.
Bores: B8 - B10 - B12 - B15 - B16 - B20



GN 476.2
Rail T-Mounting Clamps
Aluminum, Splittable

With bore or stud.
Bores: B8 - B10 - B12 - B15 - B16 - B20



GN 477
Mounting Clamps
Aluminum

Bores: B8 - B10 - B12 - B15 - B16 - B20



GN 487
Swivel Ball Joint Mounting Clamps
Aluminum

With cross hole, bore, or bolt. Ball element with internal or external thread. Clamping with adjustable hand lever, or grub screw. Ball elements with other thread sizes and inch thread, on request.
Threadings: M5 - M6 - M8



ELESA and GANTER models all rights reserved in accordance with the law.
Always mention the source when reproducing our drawings.

16.2 Clamp mountings

Continues

GN 478
Attachment Mounting Clamps
Aluminum

Bores: B8 - B10 - B12 - B15 - B16 - B20



GN 479
Sensor Holders
for Attachment Mounting Clamps GN 478 / GN 484, Stainless Steel

Bores: B8 - B12 - B18 - B30



GN 479.1
Retaining Plates
for Attachment Mounting Clamps GN 478 / GN 484, Stainless Steel

Dimensions: 16 - 30 mm



GN 480
Flanged Mounting Bolts
Steel, for Mounting Clamps / Profile Systems

Diameters: 8 - 10 - 12 - 15 - 16 - 20 mm



GN 480.1
Retaining Rods / Retaining Tubes
Aluminum / Stainless Steel, for Mounting Clamps

With scale (mm-graduation), or without scale. Special scales on request.
Lengths: 100 - 150 - 200 - 250 - 300 - 350 - 400 mm



GN 480.3
Retaining Rods
Stainless Steel, for Mounting Clamps

Other dimensions for l_1 and l_2 on request.
Diameters: 8 - 10 mm



GN 511
Clamping Kits
Zinc Die Casting, Insert Stainless Steel, Adjustable, for Mounting Clamps

Dimensions: 22 - 30 - 45 mm



GN 511.1
Clamping Kits
Zinc Die Casting, Insert Stainless Steel, for Swivel Mounting Clamps

With socket cap screw ISO 4762, or adjustable hand lever.
Dimensions: 22 - 30 - 45 mm



GN 482
Swivel Mounting Clamps
Aluminum

Clamping bore transverse or parallel to the swivel axis.
Bores: B8 - B10 - B12 - B15 - B16 - B20



GN 483
T-Swivel Mounting Clamps
Aluminum

With bore or stud.
Bores: B8 - B10 - B12 - B15 - B16 - B20;
Diameters: 8 - 10 - 12 - 15 - 16 - 20 mm



ELESA and GANTER models all rights reserved in accordance with the law.
Always mention the source when reproducing our drawings.

16.2 Clamp mountings

Continues

GN 484
Attachment Swivel Mountings Clamps
Aluminum

Threadings: M5 - M6 - M8 - M10 - M12



GN 485
Base Plate Swivel Mounting Clamps
Aluminum

Widths: 16 - 20 - 25 - 30 mm



PROFILE COMPATIBLE

16.3 Tube connectors

STC
Square tube connectors
Technopolymer and steel

Monodimensional two-way, bidimensional two, three or four-way, tridimensional three, four, five or six-way connector. With or without zinc-plated or stainless steel reinforcement.
E|Black or grey colour
For structures composed of square profiles.



INOX STAINLESS STEEL · PA

STC-A
Square tube connectors
with adjustable angle, technopolymer

Two or three-way connector. For the construction of structures consisting of square profiles.



PA

Material

- Stainless steel
- Technopolymer

RTE
Round tube expander connectors
Technopolymer

The two parts of the connector are connected to each other by means of two pins which are housed in special counter-seats.



PA

STE
Square tube expander connectors
Technopolymer

The two parts of the connector are connected to each other by means of two pins which are housed in special counter-seats.



PA

16.4 Panel support clamps

GN 939
Panel Support Clamps
Zinc Die Casting, for Glass and Plastic Panels

With corner clamp, corner clamp with securing pin, surface clamp, surface clamp with stop plate or securing pin. Other colors on request.
Dimension: 60 mm



PROFILE COMPATIBLE

PC
Support clamps
for panels, technopolymer

For panels with thickness from 4 to 12mm. Thermoplastic elastomer pads.
The panel assembly into the clamp require no drilling.



PROFILE COMPATIBLE · PA · TPE

Material

- Technopolymer
- Zinc Die Casting

PPR
Support clamps
for panels and electro-welded mesh, mounting without drilling

For the mounting of panels with thickness from 2.5 to 6 mm or electro-welded mesh, with or without vibration-damping pads. For square profiles of 25, 30 mm or 1".



SUPER TECHNO POLYMER · INOX STAINLESS STEEL · PA · NBR

GN 938.1
T-Nuts
for Hinges GN 938 and Panel Support Clamps GN 939, Zinc Die Casting

Slot widths: 6 - 8 mm



PROFILE COMPATIBLE

ELESA and GANTER models all rights reserved in accordance with the law.
Always mention the source when reproducing our drawings.

16.4 Panel support clamps

Continues

APC
Adapter for PC support clamp for round tubes
Technopolymer



Kit for installation of PC support clamp on round tubes.
M6 cylinder-head screw.

PA

ELESA and GANTER models all rights reserved in accordance with the law.
Always mention the source when reproducing our drawings.

17 | CASTORS AND WHEELS



Polyurethane wheels | Technopolymer wheels | Rubber wheels | Duroplast wheels

Elesa+Ganter offers reliable solutions with castors and wheels for manual or mechanical handling across various grounds and floors. Wheels in polyurethane, technopolymer, rubber, or duroplast are available with fixed or swivel metal brackets, with or without brakes, ensuring mobility and reliability in industrial, workshop, and warehouse environments.

17.1 Polyurethane wheels

Bracket material

- Stainless steel
- Steel

RE.FF
Injected polyurethane wheels
Technopolymer centre body, plain bore or ball bearing



Resistance to frequent cleaning and sterilisation cycles.
For loads up to 450 kg.
Wheel Ø: 80 - 100 - 125 - 150 - 200 mm

1200 - 4500 N

RE.FF-N
Castors with steel bracket
Injected polyurethane coating, Technopolymer centre body, plain bore or ball bearing



Resistance to frequent cleaning and sterilisation cycles.
Fixed plate, swivel plate or bolt hole with or without brake.
For loads up to 300 kg.
Wheel Ø: 80 - 100 - 125 - 150 - 200 mm

INOX STAINLESS STEEL | 1200 - 3000 N

RE.FF-SST-N
Castors with stainless steel bracket
Injected polyurethane coating, Technopolymer centre body, plain bore



Resistance to frequent cleaning and sterilisation cycles. Fixed plate, swivel plate or bolt hole with or without brake.
For loads up to 300 kg.
Wheel Ø: 80 - 100 - 125 - 150 - 200 mm

INOX STAINLESS STEEL | 1200 - 3000 N

RLE.FF-N
Castors with steel bracket and adjustable foot
Injected polyurethane coating, Technopolymer centre body, plain bore



Swivel plate without brake.
Foot with technopolymer base and stem with adjustment hexagon in zinc-plated steel.
For loads up to 220 kg.
Wheel Ø: 80 - 100 - 125 mm

1200 - 2200 N

RE.C6
Injected polyurethane wheels for general use
Technopolymer centre body, plain bore



Resistance to frequent cleaning cycles.
For loads up to 70 kg.
Wheel Ø: 40 - 50 - 60 mm

400 - 700 N

RE.C6-C
Castors for general use with steel bracket
Injected polyurethane coating, Technopolymer centre body, plain bore



Resistance to frequent cleaning cycles.
Fixed plate, swivel plate, bolt hole or centre pin with or without brake.
For loads up to 70 kg.
Wheel Ø: 40 - 50 - 60 mm

400 - 700 N

RE.C6-G
Twin castors for general use with steel bracket
Injected polyurethane coating, Technopolymer centre body, plain bore



Resistance to frequent cleaning cycles. Swivel plate, bolt hole or centre pin with or without brake.
For loads up to 140 kg
Wheel Ø: 50 mm

1400 N

RE.F1
Injected polyurethane wheels
Technopolymer centre body, plain bore



High capacity to overcome obstacles.
Resistance to frequent cleaning and sterilisation cycles.
For loads up to 300 kg
Wheel Ø: 80 - 100 - 125 - 150 - 200 mm

750 - 3000 N

ELESA and GANTER models all rights reserved in accordance with the law.
Always mention the source when reproducing our drawings.

17.1 Polyurethane wheels

Continues

RE.F1-N
Castors with steel bracket
Injected polyurethane coating, Technopolymer centre body, plain bore



High capacity to overcome obstacles.
Resistance to frequent cleaning and sterilisation cycles.
Fixed plate, swivel plate or bolt hole with or without brake.
For loads up to 300 kg.
Wheel Ø: 80 - 100 - 125 - 150 - 200 mm

750 - 3000 N

RE.F1-SST-N
Castors with stainless steel bracket
Injected polyurethane coating, Technopolymer centre body, plain bore



High capacity to overcome obstacles.
Resistance to frequent cleaning and sterilisation cycles.
Fixed plate, swivel plate or bolt hole with or without brake.
For loads up to 300 kg.
Wheel Ø: 80 - 100 - 125 - 150 - 200 mm

INOX STAINLESS STEEL 750 - 3000 N

RE.F5
Cast polyurethane wheels
Aluminium centre body, ball bearing



For mechanical tow.
For loads up to 850 kg.
Wheel Ø: 80 - 100 - 125 - 150 - 200 mm

2200 - 8500 N

RE.F5-N
Castors with steel bracket
Cast polyurethane coating, aluminium centre body, ball bearing



For mechanical tow.
Fixed plate, swivel plate or bolt hole with or without brake.
For loads up to 300 kg.
Wheel Ø: 80 - 100 - 125 - 150 - 200 mm

2000 - 3000 N

RE.F5-H
Castors with steel bracket for medium-heavy loads
Cast polyurethane coating, aluminium centre body, ball bearing



For mechanical tow.
Fixed or swivel plate, with or without brake.
For loads up to 750 kg.
Wheel Ø: 125 - 150 - 200 mm

3500 - 7500 N

RE.F5-ESD
ESD conductive cast polyurethane wheels
Aluminium centre body, ball bearing



Electrical resistivity < 10^9 Ω.
For mechanical tow.
With steel or stainless steel ball bearings.
For loads up to 680 kg.
Wheel Ø: 80 - 100 - 125 - 150 - 200 mm

ESD INOX STAINLESS STEEL 1700 - 6800 N

RE.F5-N-ESD
Castors with steel bracket
ESD conductive cast polyurethane coating, aluminium centre body, ball bearing



Electrical resistivity < 10^9 Ω.
For mechanical tow.
Fixed plate, swivel plate or bolt hole, with or without brake.
For loads up to 300 kg.
Wheel Ø: 80 - 100 - 125 - 150 - 200 mm

ESD 1700 - 3000 N

RE.F5-SST-N-ESD
Castors with stainless steel bracket
ESD conductive cast polyurethane coating, aluminium centre body, ball bearing



Electrical resistivity < 10^9 Ω.
For mechanical tow.
Stainless steel ball bearings.
Fixed plate, swivel plate or bolt hole, with or without brake.
For loads up to 300 kg.
Wheel Ø: 80 - 100 - 125 - 150 - 200 mm

ESD INOX STAINLESS STEEL 1700 - 3000 N

RE.F5-H-ESD
Castors with steel bracket for medium-heavy loads
ESD conductive cast polyurethane coating, aluminium centre body, ball bearing



Electrical resistivity < 10^9 Ω.
For mechanical tow.
Fixed or swivel plate, with or without brake.
For loads up to 680 kg.
Wheel Ø: 125 - 150 - 200 mm

ESD 3200 - 6800 N

RE.F4
Cast polyurethane wheels
Cast iron centre body, plain bore or ball bearing



For mechnical tow up to 16 km/h.
For loads up to 2.500kg.
Wheel Ø: 100 - 125 - 150 - 200 - 250 - 300 mm

3000 - 25000 N

ELESA and GANTER models all rights reserved in accordance with the law.
Always mention the source when reproducing our drawings.

17.1 Polyurethane wheels

Continues

RE.F4-H
Castors with steel bracket for medium-heavy loads
Cast polyurethane coating, cast iron centre body, ball bearing

For mechnical tow up to 16 km/h.
Fixed or swivel plate, with or without brake.
For loads uo to 750kg.
Wheel Ø: 100 - 125 - 150 - 200 mm



3500 - 7500 N

RE.F4-WH
Castors with electro-welded steel bracket for heavy loads
Cast polyurethane coating, cast iron centre body, ball bearing

For mechnical tow up to 16 km/h.
Fixed or swivel plate, with or without brake.
For loads uo to 1.000kg.
Wheel Ø: 125 - 150 - 200 mm



5500 - 10000 N

RE.F4-WEH
Castors with electro-welded steel bracket for extra-heavy loads
Cast polyurethane coating, cast iron centre body, ball bearing

For mechnical tow up to 16 km/h.
Fixed or swivel plate, with or without brake.
For loads up to 2.300kg.
Wheel Ø: 150 - 200 - 250 - 300 mm



10000 - 23000 N

RE.G5
Cast polyurethane rollers
Steel centre body, ball bearing

For pallet trucks and for mechanical tow up to 16 km/h.
For loads up to 800 kg.
Wheel Ø: 80 - 82 - 85 mm



3500 - 8000 N

RE.F2
Soft cast polyurethane wheels
Aluminium centre body, ball bearing

For an easy handling on all type of surfaces and for mechanical tow up to 16 km/h.
For loads up to 700 kg.
Wheel Ø: 100 - 125 - 160 - 200 mm



3000 - 7000 N

RE.F2-H
Castors with steel bracket for medium-heavy loads
Soft cast polyurethane coating, aluminium centre body, ball bearing

For an easy handling on all type of surfaces and for mechanical tow up to 16 km/h.
Fixed or swivel plate, with or without brake.
For loads up to 700 kg.
Wheel Ø: 100 - 125 - 160 - 200 mm



3000 - 7000 N

RE.F2-N
Castors with steel bracket
Soft cast polyurethane coating, aluminium centre body, ball bearing

For an easy handling on all type of surfaces and for mechanical tow up to 16 km/h.
Fixed or swivel plate, with or without brake.
For loads up to 220 kg.
Wheel Ø: 100 - 125 mm



2000 N

RE.F2-WH
Castors with electro-welded steel bracket for heavy loads
Soft cast polyurethane coating, aluminium centre body, ball bearing

For an easy handling on all type of surfaces and for mechanical tow up to 16 km/h.
Fixed or swivel plate, with or without brake.
For loads up to 700 kg.
Wheel Ø: 160 - 200 mm



5500 - 7000 N

17.2 Technopolymer wheels

RE.F8
Technopolymer wheels
Monolithic wheels, plain bore or ball bearing

High resistance to chemical agents.
White or blue colour.
For loads up to 900 kg.
Wheel Ø: 65 - 80 - 100 - 125 - 150 - 200 mm



1200 - 9000 N

RE.F8-N
Castors with steel bracket
Technopolymer monolithic wheels, plain bore

High resistance to chemical agents.
Fixed plate, swivel plate or bolt hole with or without brake.
For loads up to 300 kg.
Wheel Ø: 65 - 80 - 100 - 125 - 150 - 200 mm



INOX STAINLESS STEEL 1200 - 3000 N

ELESA and GANTER models all rights reserved in accordance with the law.
Always mention the source when reproducing our drawings.

17.2 Technopolymer wheels

Continues

Bracket material

- Stainless steel
- Steel

RE.F8-SST-N
Castor wheels with stainless steel bracket
Technopolymer monolithic wheels, plain bore



High resistance to chemical agents.
Fixed plate, swivel plate or bolt hole with or without brake.
White or blue colour.
For loads up to 300 kg.
Wheel Ø: 80 - 100 - 125 - 150 - 200 mm

INOX STAINLESS STEEL 1800 - 3000 N

RE.F8-H
Castors with steel bracket for medium-heavy loads
Technopolymer monolithic wheels, plain bore



High resistance to chemical agents.
Fixed or swivel plate, with or without brake.
For loads up to 730 kg.
Wheel Ø: 100 - 125 - 150 - 200 mm

3000 - 7300 N

RE.F8-WH
Castors with electro-welded steel bracket for heavy loads
Technopolymer monolithic wheels, ball bearing



High resistance to chemical agents.
Fixed or swivel plate, with or without brake.
For loads up to 900 kg.
Wheel Ø: 125 - 150 - 200 mm

6500 - 9000 N

RLE.F8-N
Castor with steel bracket and adjustable feet
Technopolymer monolithic wheels, plain bore



Swivel plate without brake.
Foot with technopolymer base and stem with adjustment hexagon in zinc-plated steel.
For loads up to 220 kg.
Wheel Ø: 80 - 100 - 125 mm

1200 - 2200 N

17.3 Rubber wheels

Bracket material

- Stainless steel
- Steel

RE.G1
Thermoplastic rubber wheels
Polypropylene centre body, plain bore



Anti-trace rubber.
For loads up to 180 kg.
Wheel Ø: 80 - 100 - 125 - 150 mm

700 - 1800 N

RE.G1-N
Castors with steel bracket
Thermoplastic rubber coating, polypropylene centre body, plain bore



Anti-trace rubber.
Fixed plate, swivel plate or bolt hole with or without brake.
For loads up to 180 kg.
Wheel Ø: 80 - 100 - 125 - 150 mm

700 - 1800 N

RE.G1-SST-N
Castors with stainless steel bracket
Thermoplastic rubber coating, polypropylene centre body, plain bore



Anti-trace rubber.
Fixed plate, swivel plate or bolt hole with or without brake.
For loads up to 120 kg.
Wheel Ø: 80 - 100 - 125 mm

INOX STAINLESS STEEL 700 - 1800 N

RE.E2
Vulcanised rubber wheels
Polypropylene centre body, plain bore



For outdoor use.
For loads up to 225 kg.
Wheel Ø: 80 - 100 - 125 - 150 - 180 - 200 mm

650 - 2250 N

RE.E2-N
Castors with steel bracket
Vulcanised rubber coating, polypropylene centre body, plain bore



Fixed plate, swivel plate or bolt hole with or without brake.
For outdoor use
For loads up to 225 kg.
Wheel Ø: 80 - 100 - 125 - 150 - 180 - 200 mm

650 - 2250 N

RE.E3
Vulcanised rubber wheels
Body with two zinc-plated riveted plate disks, plain bore



For outdoor use.
For loads up to 230 kg.
Wheel Ø: 80 - 100 - 125 - 150 - 200 mm

650 - 2300 N

ELESA and GANTER models all rights reserved in accordance with the law.
Always mention the source when reproducing our drawings.

17.3 Rubber wheels

Continues

RE.E3-N
Castors with steel bracket
Vulcanised rubber coating, body with two zinc-plated riveted plate disks, plain bore



for outdoor use.
Fixed plate, swivel plate or bolt hole with or without brake.
For loads up to 230 kg.
Wheel Ø: 80 - 100 - 125 - 150 - 200 mm

650 - 2300 N

RE.G2
Elastic rubber wheels
Aluminium centre body, ball bearing



For internal and external application and for mechanical tow.
For loads up to 500 kg.
Wheel Ø: 100 - 125 - 160 - 200 mm

1800 - 5000 N

RE.G2-H
Castors with steel bracket for medium-heavy loads
Elastic rubber coating, aluminium centre body, ball bearing



For internal and external application and for mechanical tow.
Fixed or swivel plate, with or without brake.
For loads up to 500 kg.
Wheel Ø: 100 - 125 - 160 - 200 mm

1800 - 5000 N

RE.C7
Rubber wheels for general use
Polypropylene centre body with guards, plain bore



Anti-trace rubber.
For loads up to 55 kg.
Wheel Ø: 40 - 50 - 60 - 80 mm

300 - 550 N

RE.C7-C
Castors for general use with steel bracket
Rubber coating, polypropylene centre body with guards, plain bore



Anti-trace rubber.
Fixed plate, swivel plate, bolt hole or centre pin with or without brake.
For loads up to 70 kg.
Wheel Ø: 40 - 50 - 60 - 80 mm

300 - 550 N

RE.C7-G
Twin castors for the general use with steel bracket
Rubber coating, polypropylene centre body with guards, plain bore



Anti-trace rubber.
Swivel plate or centre pin with or without brake.
For loads up to 80 kg.
Wheel Ø: 50 - 75 mm

600 - 800 N

17.4 Duroplast wheels

RE.F7-HT
Duroplast wheels
Monolithic wheels, plain bore, high temperatures



For applications in cooking oves.
Resistance to temperatures up to 300°C.
For loads up to 200 kg.
Wheel Ø: 80 - 100 mm

HT 1500 - 2000 N

AXL.F7
Axle for monolithic wheels RE.F7-HT
PTFE bushing and stainless steel tube



Resistance to temperatures up to 300°C.

HT PTFE

Bracket material

- Stainless steel
- Steel

RE.F7-N-HT
Castors with steel bracket
Duroplast monolithic wheels, plain bore, high temperatures



For applications in cooking oves.
Resistance to temperatures up to 300°C.
Swivel plate or bolt hole without brake.
For loads up to 200 kg.
Wheel Ø: 80 - 100 mm

HT 1500 - 2000 N

RE.F7-SST-N-HT
Castors with stainless steel bracket
Duroplast monolithic wheels, plain bore, high temperatures



For applications in cooking oves.
Resistance to temperatures up to 300°C.
Swivel plate or bolt hole without brake.
For loads up to 200 kg.
Wheel Ø: 80 - 100 mm

HT INOX STAINLESS STEEL 1500 - 2000 N

ELESA and GANTER models all rights reserved in accordance with the law.
Always mention the source when reproducing our drawings.





Disc-shaped | Rod-shaped | U-Magnets | Raw magnets

A versatile range of magnets for positioning and clamping applications. The selection includes disc and rod magnets, U-magnets, raw magnets, adhesive types, and screws with magnet inserts, available in several magnet materials with different properties. Simple yet effective components that enhance efficiency and reliability in mechanical and industrial tasks.

18.1 Disc-shaped

Material

- AlNiCo (AN)
- Hard ferrite (HF)
- NdFeB (ND)
- SmCo (SC)

GN 50.6
Retaining Magnets
Hard Ferrite, Housing Steel, with Hook / with Eyelet



Operating temperature up to 200 °C.
Diameters: 16 - 20 - 25 - 32 - 36 - 40 - 47 - 50 - 57 - 63 - 80 mm

GN 50.1
Retaining Magnets
Hard Ferrite / Samarium Cobalt / Neodymium-Iron-Boron, Housing Steel, without Thread



Operating temperature up to 200 °C.
Diameters: 6 - 8 - 10 - 13 - 16 - 20 - 25 - 32 - 36 - 40 - 47 - 50 - 57 - 63 - 80 - 100 - 125 mm

GN 50.2
Retaining Magnets
Hard Ferrite / Samarium Cobalt / Neodymium-Iron-Boron, Housing Steel, with Internal Thread



Operating temperature up to 200 °C.
Diameters: 6 - 8 - 10 - 13 - 16 - 20 - 25 - 32 - 36 - 40 - 47 - 50 - 57 - 63 - 80 - 100 - 125 mm

GN 50.25
Retaining Magnets
Hard Ferrite, Housing Stainless Steel, with Internal Thread



Operating temperature up to 220 °C.
Diameters: 25 - 32 - 40 - 50 - 63 mm

INOX STAINLESS STEEL

GN 50.3
Retaining Magnets
Hard Ferrite / Neodymium-Iron-Boron, Housing Steel, with Threaded Stud



Operating temperature up to 200 °C.
Diameters: 6 - 8 - 10 - 13 - 16 - 20 - 25 - 32 - 47 - 57 - 63 - 80 mm

GN 50.4
Retaining Magnets
Hard Ferrite / Samarium Cobalt / Neodymium-Iron-Boron, Housing Steel, with Bore or Internal Thread



Operating temperature up to 280 °C.
Diameters: 10 - 13 - 16 - 20 - 25 - 32 - 40 - 47 - 50 - 57 - 63 - 80 - 83 - 100 mm

GN 50.45
Retaining Magnets
Hard Ferrite / Samarium Cobalt, Housing Stainless Steel, with Bore



Operating temperature up to 350 °C.
Diameters: 20 - 25 - 32 - 40 - 50 - 63 mm

INOX STAINLESS STEEL

GN 50.5
Retaining Magnets
Neodymium-Iron-Boron, Housing Steel, with Internal Thread



Operating temperature up to 80 °C.
Diameters: 10 - 13 - 16 - 20 - 25 - 32 - 40 - 47 - 50 - 63 - 75 mm

ELESA and GANTER models all rights reserved in accordance with the law.
Always mention the source when reproducing our drawings.

18.1 Disc-shaped

Continues

GN 50.8
Retaining Magnets
Samarium Cobalt, Housing Stainless Steel, with Threaded Stud

Operating temperature up to 350 °C.
Diameters: 16 - 20 - 25 - 32 mm



GN 5080
Retaining Magnets
Neodymium-Iron-Boron, Housing Stainless Steel, with Threaded Stud, Hygienic Design

Polarity north or south. Flat magnetic surface. With EPDM, FKM, or HNBR sealing ring.
Operating temperature -40 °C to +200 °C.
Diameters: 28 - 42 mm



GN 5090
Retaining Magnets
Neodymium-Iron-Boron, Housing Stainless Steel, with Internal Thread, Hygienic Design

Polarity north or south. Flat magnetic surface. With EPDM, FKM, or HNBR sealing ring.
Operating temperature -40 °C to +200 °C.
Diameters: 28 - 42 mm



GN 51.8
Retaining Magnets
Neodymium-Iron-Boron, Housing Steel, with Countersunk Bore, with Rubber Jacket

Operating temperature up to 80 °C. Other colors and Shore hardnesses on request.
Diameters: 12 - 43 - 88 mm



GN 51.1
Retaining Magnets
Neodymium-Iron-Boron, Housing Steel, Magnetic on Both Sides, with Rubber Jacket

Operating temperature up to 80 °C. Other colors and Shore hardnesses on request.
Diameters: 12 - 18 - 22 - 31 - 43 mm



GN 51.2
Retaining Magnets
Neodymium-Iron-Boron, Housing Steel, with Internal Thread, with Rubber Jacket

Operating temperature up to 80 °C. Other colors and Shore hardnesses on request.
Diameters: 12 - 18 - 22 - 31 - 43 - 57 - 66 - 88 mm



GN 51.5
Retaining Magnets
Neodymium-Iron-Boron, Housing Steel, with Internal Thread, with Rubber Jacket

Operating temperature up to 80 °C. Other colors and Shore hardnesses on request.
Diameters: 18 - 22 - 31 - 43 - 57 - 66 - 88 mm



GN 51.3
Retaining Magnets
Neodymium-Iron-Boron, Housing Steel, with Threaded Stud, with Rubber Jacket

Operating temperature up to 80 °C. Other colors and Shore hardnesses on request.
Diameters: 12 - 18 - 22 - 31 - 43 - 57 - 66 - 88 mm



GN 51.10
Retaining Magnets
Neodymium-Iron-Boron, Housing Steel, with Hook / Eyelet, with Rubber Jacket

Operating temperature up to 80 °C. Other colors and Shore hardnesses on request.
Diameters: 22 - 31 - 43 - 66 mm



GN 51.4
Retaining Magnets
Neodymium-Iron-Boron, Housing Steel, with Bore, with Rubber Jacket

Operating temperature up to 80 °C. Other colors and Shore hardnesses on request.
Diameters: 18 - 22 - 31 - 57 - 66 mm



ELESA and GANTER models all rights reserved in accordance with the law.
Always mention the source when reproducing our drawings.

18.1 Disc-shaped

Continues

GN 51.6
Retaining Magnets
Neodymium-Iron-Boron, Housing Steel, with 2 Internal Thread, with Rubber Jacket

Operating temperature up to 80 °C. Other colors and Shore hardnesses on request.
Diameters: 43 - 57 mm



GN 51.9
Retaining Magnets
Neodymium-Iron-Boron, Housing Steel, for Cable and Line Assembly

Operating temperature up to 80 °C.
Diameters: 18 - 22 - 31 - 43 mm



GN 51.7
Retaining Magnets
Neodymium-Iron-Boron, with Ball Knob / with Key Ring, with Rubber Jacket

Operating temperature up to 80 °C.
Diameters: 22 - 31 - 43 mm



GN 53.1
Retaining Magnets
Neodymium-Iron-Boron, Disk-Shaped, Plastic Housing

Operating temperature up to 80 °C. Other colors, magnet hard ferrite, or with custom imprint, on request.
Diameters: 10 - 18 - 25 - 30 - 36 - 40 mm



GN 53.2
Retaining Magnets
Neodymium-Iron-Boron, Rectangular-Shape, Plastic Housing

Operating temperature up to 80 °C. Other colors, magnet hard ferrite, or with custom imprint, on request.
Length: 55 mm



GN 53.3
Retaining Magnets
Neodymium-Iron-Boron, Housing Plastic, with Handle

Without or with eyelet. Other colors on request.
Diameters: 17 mm



GN 53.4
Retaining Magnets
Neodymium-Iron-Boron, Housing Steel, with Handle

Without or with rubber pad.
Diameters: 12 mm



GN 58
Pot Magnets
Aluminum Nickel Cobalt, Housing Steel, with Countersunk Bore

Zinc plated or red lacquered. Operating temperature up to 200 °C.
Diameters: 19 - 29 - 38 mm



18.2 Rod-shaped

GN 52.1
Retaining Magnets
Neodymium-Iron-Boron, without Bore, with / without Fit Tolerance

Tolerance d = ±0,1, or d = h6.
Diameters: 6 - 8 - 10 - 13 - 16 - 20 - 25 - 32 - 40 - 50 - 63 mm



GN 54.1
Retaining Magnets
Samarium Cobalt / Neodymium-Iron-Boron, Housing Brass, without Bore, with Fitting Tolerance

Operating temperature up to 200 °C. Housing in stainless steel, pols in stainless steel, higher magnetic forces, and operating temperature up to 280 °C, on request.
Diameters: 6 - 8 - 10 - 13 - 16 - 20 - 25 - 32 mm



ELESA and GANTER models all rights reserved in accordance with the law.
Always mention the source when reproducing our drawings.

18.2 Rod-shaped

Continues

Material

- AlNiCo (AN)
- Hard ferrite (HF)
- NdFeB (ND)
- SmCo (SC)

GN 54.2
Retaining Magnets
Samarium Cobalt / Neodymium-Iron-Boron, Housing Brass, with Internal Thread, with Fitting Tolerance

Operating temperature up to 200 °C. Housing in stainless steel, pols in stainless steel, higher magnetic forces, and operating temperature up to 280 °C, on request.
Diameters: 6 - 8 - 10 - 13 - 16 - 20 - 25 - 32 mm



GN 52.2
Retaining Magnets
Aluminum Nickel Cobalt / Neodymium-Iron-Boron, with Internal Thread

Operating temperature up to 450 °C.
Diameters: 6 - 8 - 10 - 13 - 16 - 20 - 25 - 32 - 40 - 50 - 63 mm



GN 52.3
Retaining Magnets
Aluminum Nickel Cobalt, with Internal Thread

Operating temperature up to 350 °C.
Diameters: 12.5 - 17 - 21 - 27 - 35 mm



GN 52.4
Retaining Magnets
Aluminum Nickel Cobalt / Neodymium-Iron-Boron, with Threaded Stud

Operating temperature up to 450 °C.
Diameters: 6 - 8 - 10 - 13 - 16 - 20 - 25 - 32 - 40 - 50 - 63 mm



GN 52.5
Retaining Magnets
Neodymium-Iron-Boron, Housing Stainless Steel, with Threaded Stud, with Gummed Magnetic Surface

Operating temperature up to 80 °C.
Diameters: 10 - 13 - 16 - 20 - 25 mm



GN 52.6
Retaining Magnets
Neodymium-Iron-Boron, Housing Stainless Steel, with Internal Thread, with Gummed Magnetic Surface

Operating temperature up to 80 °C.
Diameters: 10 - 13 - 16 - 20 - 25 mm



GN 57.1
Retaining Magnets
Neodymium-Iron-Boron, with Internal Thread, with Rubber Jacket

With one or two internal threads. Operating temperature up to 80 °C. Other colors and Shore hardnesses on request.
Lengths: 35 - 43 - 55 - 59 - 74 - 75 - 110 mm



■ □

GN 57.3
Retaining Magnets
Neodymium-Iron-Boron, with Threaded Stud, with Rubber Jacket

With one or two threaded studs. Operating temperature up to 80 °C. Other colors and Shore hardnesses on request.
Lengths: 35 - 55 - 59 - 74 - 75 - 110 mm



■ □

GN 57.4
Retaining Magnets
Neodymium-Iron-Boron, with Countersunk Hole, with Rubber Jacket

With one or two countersunk holes. Operating temperature up to 80 °C. Other colors and Shore hardnesses on request.
Lengths: 35 - 55 - 59 - 74 - 75 - 110 mm



■ □

GN 57.5
Retaining Magnets
Neodymium-Iron-Boron, with Internal Thread, with Rubber Jacket

With one or two internal threads. Operating temperature up to 80 °C. Other colors and Shore hardnesses on request.
Lengths: 35 - 55 - 59 - 74 - 75 - 110 mm



■ □

ELESA and GANTER models all rights reserved in accordance with the law.
Always mention the source when reproducing our drawings.

18.2 Rod-shaped

Continues

GN 57.10
Retaining Magnets
Neodymium-Iron-Boron, with Hook / Eyelet, with Rubber Jacket

Operating temperature up to 80 °C. Other colors and Shore hardnesses on request.
Lengths: 35 - 55 - 59 mm



GN 57.2
Retaining Magnets
Hard Ferrite / Neodymium-Iron-Boron, with Rubber Jacket

With one or two internal threads, or with two bores.
Length: 70 mm



GN 4470
Magnetic Catches
Neodymium-Iron-Boron, with Gummed Magnetic Surface

Magnetic surface top or laterally, with bore or slotted hole. Without or with contact plate, with countersunk hole, L- or Z-profile, with slotted hole, elongated. Further finishes, other magnetic surfaces, dimensions, shapes and finishes, on request. Length: 50 mm



GN 56
Retaining Magnets
Neodymium-Iron-Boron, for Profile Systems

Operating temperature up to 80 °C.
Length: 41 mm



GN 251.6
Setting Bolts
Steel, with Neodymium-Iron-Boron Retaining Magnet

Operating temperature up to 80 °C.
Lengths: 12 - 16 - 20 - 25 - 30 - 40 - 50 - 60 - 80 mm



GN 913.6
Grub Screws
Steel, with Neodymium-Iron-Boron Retaining Magnet

Operating temperature up to 80 °C. Other lengths on request.
Lengths: 12 - 16 - 20 - 25 - 30 - 40 - 50 - 60 - 80 mm



18.3 U-Magnets

Material

- AlNiCo (AN)

GN 60
Button-Type Magnets
Aluminum Nickel Cobalt, with Bore

Plain, operating temperature up to 450 °C.
Diameters: 13 - 19 - 25 - 32 mm



GN 62
U-Magnets
Aluminum Nickel Cobalt, with Bore

Plain, operating temperature up to 450 °C.
Diameters: 22 - 30 - 39 - 45 - 57 - 70 - 79 mm



18.4 Raw magnets

GN 55.1
Raw Magnets
Samarium-Cobalt / Neodymium-Iron-Boron / Hard Ferrite, Disk-Shaped, with Bore or Countersunk

On request with other dimensions and shape, zinc, gold-plated, or nickel-plated finish, operating temperature up to 220 °C, or with adhesive pad.
Diameters: 12 - 15 - 18 - 24 - 32 mm



GN 55.2
Raw Magnets
Samarium-Cobalt / Neodymium-Iron-Boron / Hard Ferrite, Disk-Shaped, without Bore

On request with other dimensions and shape, zinc, gold-plated, or nickel-plated finis operating temperature up to 220 °C, or with adhesive pad.
Diameters: 2 - 2.5 - 3 - 4 - 5 - 6 - 7 - 8 - 10 - 10.7 - 12 - 13.3 - 13.6 - 14 - 15 - 16 - 17.2 - 18 - 19.8 - 20 - 21.5 - 23 - 24 - 25 - 28 - 30.2 - 30.5 - 32 - 35.2 - 38 - 40 - 45 - 48 - 51 - 56 - 70 - 72 - 87 - 108 mm



ELESA and GANTER models all rights reserved in accordance with the law.
Always mention the source when reproducing our drawings.

18.4 Raw magnets

Continues

Material

- AlNiCo (AN)
- Hard ferrite (HF)
- NdFeB (ND)
- SmCo (SC)
- Stainless Steel

GN 55.3
Raw Magnets
Aluminum Nickel Cobalt, Rod-Shaped



Operating temperature up to 450 °C. Special lengths on request.
Lengths: 10 - 12 - 15 - 16 - 20 - 24 - 25 - 30 - 32 - 40 - 48 - 50 - 60 - 80 mm

GN 55.4
Raw Magnets
Samarium-Cobalt / Neodymium-Iron-Boron / Hard Ferrite, Block-Shaped



On request with other dimensions and shape, zinc, gold-plated, or nickel-plated finish, operating temperature up to 220 °C, or with adhesive pad.
Lengths: 7.5 - 10 - 12 - 16 - 18 - 26 - 33 mm

GN 70
Holding Disks
Steel / Stainless Steel, for Retaining Magnets



Flat, without or with stop edge.
Diameters: 12 - 17 - 27 - 34 - 45 - 64 mm

GN 70.1
Adhesive Disks
Steel, Self-Adhesive, for Retaining Magnets



Diameters: 20 - 30 - 40 - 60 mm

GN 70.2
Rubber Caps
NBR, for Retaining Magnets



Operating temperature -30 °C up to 100 °C.
Diameters: 16 - 20 - 25 - 32 - 40 - 50 - 63 - 80 mm

GN 7080
Holding Disks
Stainless Steel, with Threaded Stud, Hygienic Design



Flat locating surface. With EPDM, FKM, or HNBR sealing ring.
Operating temperature -40 °C to +200 °C.
Diameters: 28 - 42 mm

GN 7090
Holding Disks
Stainless Steel, with Internal Thread, Hygienic Design



Flat locating surface. With EPDM, FKM, or HNBR sealing ring.
Operating temperature -40 °C to +200 °C.
Diameters: 28 - 42 mm

ELESA and GANTER models all rights reserved in accordance with the law.
Always mention the source when reproducing our drawings.



Supports and guides | Transfer units

Modular components for conveyor systems used in bottling, packaging, and material handling. Made of technopolymer, zinc-plated steel, or stainless steel, these elements ensure stable pipe and profile connections with maximum flexibility.
The range also includes guides, supports, rollers, and ball transfer units for complete conveyor system configuration.

19.1 Supports and guides

Material

- Stainless steel
- Steel
- Technopolymer
- Technopolymer - Stainless steel

BAG2-120
Bipod supports
Technopolymer



The two base supports are provided with brass bosses, threaded pass-through hole for screwing in the stem.
Tube housing holes Ø: 42 - 48 - 60 mm

INOX STAINLESS STEEL PA

BAG2-180
Bipod supports
Technopolymer



The two base supports are provided with brass bosses, threaded pass-through hole for screwing in the stem.
Tube housing holes Ø: 42 - 48 - 60 mm

INOX STAINLESS STEEL PA

BAS2
Bipod supports
Technopolymer



Assembly on series LS.A, LV.A, LV.F levelling elements.
The two base supports are provided with brass bosses, threaded pass-through hole for screwing in the stem.
Tube housing holes Ø: 42 - 48 - 60 mm

INOX STAINLESS STEEL PA

BAS3
Tripod supports
Technopolymer



Assembly on series LS.A, LV.A, LV.F levelling elements.
The three bearings of the base are supplied with brass bosses, threaded pass-through hole for the assembly of the stem.
Tube housing holes Ø: 42 - 48 - 50 - 60 - 40x40 - 45x45 mm

INOX STAINLESS STEEL PA

GC.
Connection joints
Technopolymer



M8 cylindrical-head screws with hexagon socket and zinc-plated or AISI 304 stainless steel nuts.
Tube housing holes Ø: 42 - 48 - 50 - 60 - 45x45 mm

INOX STAINLESS STEEL PA

MPG
Guide rail clamps
Technopolymer



AISI 304 stainless steel cylindrical head screws with hexagon socket, nickel-plated brass nuts.
Housing for round, trapezoidal or rectangular guides.

INOX STAINLESS STEEL PA

MPG-2
Guide rail clamps
Technopolymer and stainless steel



With or without AISI 304 stainless steel pin.
Housing for round, trapezoidal or rectangular guides.
Pins Ø: 12 - 14 - 16 mm

INOX STAINLESS STEEL PA

MPG-S
Guide rail clamps
Technopolymer and stainless steel



With or without AISI 304 stainless steel pin.
Housing for round, trapezoidal or rectangular guides.
Pins Ø: 12 - 14 - 16 mm

INOX STAINLESS STEEL PA

ELESA and GANTER models all rights reserved in accordance with the law.
Always mention the source when reproducing our drawings.

19.1 Supports and guides

Continues

MPG-P
Guide fixing pins
Stainless steel



Generally used in combination with the MPG-R-AZ, MPG-R-SST, MPG-S guide rail clamps or the PRA-GLB, PRB-GLB profiles for fixing the side guides to the SPR. and SPR.V guide rail brackets.

INOX STAINLESS STEEL

SPR.V
Guide rail brackets
for linear and angular positioning, technopolymer



Technopolymer clamping knob and hexagonal head in nickel-plated brass for tightening by means of a key, threaded hole.
With or without support edge.
Pins Ø: 12 - 14 - 16 mm

INOX STAINLESS STEEL PA

SPR.
Guide rail brackets
for linear and angular positioning, technopolymer



Eye screw, AISI 304 stainless steel nut and washer.
With or without support edge.
Pins Ø: 12 - 14 - 16 mm

INOX STAINLESS STEEL PA

SPF.
Guide rail brackets
for linear positioning, technopolymer



Technopolymer clamping knob and nickel-plated brass hexagonal end for clamping by means of a key, threaded hole.
Without knob, with AISI 304 stainless steel clamping nut.
Toothed clamping element retainer holes Ø: 12 - 14 - 16 mm

INOX STAINLESS STEEL PA

SPFS
Short guide rail brackets
for linear positioning, technopolymer



Technopolymer clamping knob and nickel-plated brass hexagonal end for clamping by means of a key, threaded hole.
AISI 304 stainless steel clamping nut.
Toothed clamping element retainer holes Ø: 12 - 14 - 16 mm

INOX STAINLESS STEEL PA

SPFM
Medium guide rail brackets
for linear positioning, technopolymer



Technopolymer clamping knob and nickel-plated brass hexagonal end for clamping by means of a key, threaded hole.
AISI 304 stainless steel clamping nut.
Toothed clamping element retainer holes Ø: 12 - 14 - 16 mm

INOX STAINLESS STEEL PA

SPFL
Long guide rail brackets
for linear positioning, technopolymer



Technopolymer clamping knob and nickel-plated brass hexagonal end for clamping by means of a key, threaded hole.
AISI 304 stainless steel clamping nut.
Toothed clamping element retainer holes Ø: 12 - 14 - 16 mm

INOX STAINLESS STEEL PA

DSG
Guide rail brackets spacer
Technopolymer



These spacers are used in combination with SPF, SPFS, SPFM, SPFL, SPR, SPR.V guide rail brackets when a more detached fixing positioning from the conveyor line is required.

PA

TSLA.
Side mounting top brackets
Technopolymer



Zinc-plated or AISI 304 stainless steel M10 screws, nuts and washers.
Tube housing holes Ø: 48 mm

INOX STAINLESS STEEL PA

TSLB.
Side mounting top brackets
Technopolymer



Zinc-plated or AISI 304 stainless steel M10 screws, nuts and washers.
Tube housing holes Ø: 42 - 48 - 60 - 45 mm

INOX STAINLESS STEEL PA

ELESA and GANTER models all rights reserved in accordance with the law.
Always mention the source when reproducing our drawings.

19.1 Supports and guides

Continues

TTA.
Support bases
Technopolymer



Zinc-plated or AISI 304 stainless steel M10 screws, nuts and washers.
Tube housing hole Ø: 48 mm

INOX STAINLESS STEEL · PA

TTB.
Support bases
Technopolymer



Zinc-plated or AISI 304 stainless steel M10 screws, nuts and washers.
ube housing holes Ø: 42 - 48 - 50 - 60 - 45x45 mm

INOX STAINLESS STEEL · PA

GLA-1
Roller side guides
Technopolymer, aluminium, stainless steel



Profile in anodised aluminium. Technopolymer pin and roller support.
With cylindrical or contoured rollers, spherical or cylindrical contact zone.
They serve to guide products with limited vertical dimensions laterally on the conveyor belts.

INOX STAINLESS STEEL · POM · PE

GLA-2
Roller side guides
Technopolymer, aluminium, stainless steel



Profile in anodised aluminium. Technopolymer pin and roller support.
With cylindrical or contoured rollers, spherical or cylindrical contact zone.
They serve to guide products with limited vertical dimensions laterally on the conveyor belts.

INOX STAINLESS STEEL · POM · PE

GCA-2
Roller central guides
Technopolymer, aluminium, stainless steel



Profile in anodised aluminium. Technopolymer pin and roller support. With cylindrical or contoured rollers, spherical or cylindrical contact zone.
They serve to guide products with limited vertical dimensions on the conveyor belts from both sides.

INOX STAINLESS STEEL · POM · PE

GCA-4
Roller central guides
Technopolymer, aluminium, stainless steel



Profile in anodised aluminium. Technopolymer pin and roller support. With cylindrical or contoured rollers, spherical or cylindrical contact zone.
They serve to guide products with limited vertical dimensions on the conveyor belts from both sides.

INOX STAINLESS STEEL · POM · PE

MPG-V
Hammer head screw
For GLA, GCA, PRA and PRB guides, steel or stainless steel



They are used to join the different types of side guides to the MPG-P fixing pins.

INOX STAINLESS STEEL

TGL
Closing cap for GLA and GCA guides
Technopolymer and stainless steel



AISI 304 stainless steel screw and nut.
It is used as a closure at the ends of the GLA-1 side guides.

INOX STAINLESS STEEL · PA

BDG
Connecting plate for guides
for GLA and GCA, steel or stainless steel



Zinc-plated steel or AISI 304 stainless steel bar and screws.

INOX STAINLESS STEEL

PGL-1
Separation block for GLA-1 side guides
Technopolymer



Screw and nuts with threadlocking in AISI 304 stainless steel.
It is used at the ends of the GLA-1 side guides.

INOX STAINLESS STEEL · PE

ELESA and GANTER models all rights reserved in accordance with the law.
Always mention the source when reproducing our drawings.

19.1 Supports and guides

Continues

PGL-2
Separation block for GLA-2 side guides
Technopolymer



Screw and nuts with threadlocking in AISI 304 stainless steel.
It is used at the ends of the GLA-2 side guides.

INOX STAINLESS STEEL · PE

PGC-2
Separation block for GCA-2 central guides
Technopolymer



Screw and nuts with threadlocking in AISI 304 stainless steel.
It is used at the ends of GCA-2 central guides.

INOX STAINLESS STEEL · PE

PGC-4
Separation block for GCA-4 central guides
Technopolymer



Screw and nuts with threadlocking in AISI 304 stainless steel.
It is used at the ends of GCA-4 central guides.

INOX STAINLESS STEEL · PE

GLD-AZ
Roller side guides
Technopolymer, steel



Guide rails with one, two, three, or four rows of rollers. Pin and roller support in acetal-based technopolymer. With shaped rollers, cylindrical contact area. The self-supporting structures are particularly solid, suitable for handling products of significant weight and size.

PA

GLD-SST
Roller side guides
Technopolymer, stainless steel



Guide rails with one, two, three, or four rows of rollers. Pin and roller support in acetal-based technopolymer. With shaped rollers, cylindrical contact area. The self-supporting structures are particularly solid, suitable for handling products of significant weight and size.

INOX STAINLESS STEEL · PA

MPG-R-AZ
Guide rail clamps
for GLD-AZ side guides, steel



Zinc-plated steel.
Clamps for one, two, three, or four-way roller guides.

MPG-R-SST
Guide rail clamps
for GLD-SST side guides, stainless steel



AISI 304 Stainless Steel.
Clamps for one, two, three, or four-way roller guides.

INOX STAINLESS STEEL

GLB-1
Articulated side guides
Technopolymer, stainless steel



Self-supporting structure and technopolymer rollers.
With cylindrical or contoured rollers, spherical or cylindrical contact zone.
They serve to guide products with limited vertical dimensions laterally on the conveyor belts.

INOX STAINLESS STEEL · POM · PE

GLB-2
Articulated side guides
Technopolymer, stainless steel



Self-supporting structure and technopolymer rollers.
With cylindrical or contoured rollers, spherical or cylindrical contact zone.
They serve to guide products with larger vertical dimensions laterally on the conveyor belts.

INOX STAINLESS STEEL · POM · PE

PRA-GLB
Profile for side guides
for GLB, stainless steel



It is supplied in undrilled bars of 1.5 and 3 metres length, to allow the fixing holes to be drilled directly during installation.

INOX STAINLESS STEEL

ELESA and GANTER models all rights reserved in accordance with the law.
Always mention the source when reproducing our drawings.

19.1 Supports and guides

Continues

PRB-GLB
Profile for side guides
for GLB, stainless steel



It is used to secure the GLB-1 and GLB-2 side guides.
It is supplied in undrilled bars of 1.5 and 3 metres length.

INOX STAINLESS STEEL

GLF
Linear guide rails
Flat profile, stainless steel, PEEK



AISI 304 stainless steel with technopolymer coating (PEEK) guide profile. Contact surface width approximately 45 mm.
The PEEK coating guarantees maximum rolling resistance of the product.
Suitable for use at high temperatures.

INOX STAINLESS STEEL PEEK

GCF
Linear central guides
Flat profile, stainless steel, PEEK



AISI 304 stainless steel with technopolymer coating (PEEK) guide profile. Contact surface width approximately 45 mm.
The PEEK coating guarantees maximum rolling resistance of the product.
Suitable for use at high temperatures.

INOX STAINLESS STEEL PEEK

GGLF
Side guide joint
For GLF and GCF, technopolymer



It is used as a connecting element at the ends of the GLF and GCF side guides.
The self-lubricating additive guarantees maximum rolling resistance of the product.

INOX STAINLESS STEEL PA

TGLF
End brackets for side guides
For GLF and GCF, technopolymer



It is used to close the ends of the GLF and GCF side guides.
The self-lubricating additive guarantees maximum rolling resistance of the product.

INOX STAINLESS STEEL PA

GLP
Linear guide rails
Flat profile, technopolymer, stainless steel



Technopolymer guide profile. Contact surface width approximately 12 or 32 mm.
The guide rails are used for the side guide of products with different dimensions on conveyor belts, without leaving traces on the containers.

INOX STAINLESS STEEL HMWPE

GLP-HT
Linear guide rail, high temperature
Flat profile, technopolymer, stainless steel



Technopolymer guide profile.
AISI 304 stainless steel bracket.
It is used to guide laterally, on the conveyor belts, products with different dimensions in environments where resistance to higher temperatures is required, such as ovens, fryers, steam rooms.

INOX STAINLESS STEEL HT PTFE

GLR
Linear guide rail
Round profile R20, technopolymer, stainless steel



Technopolymer guide profile.
AISI 304 stainless steel bracket.
It is used to guide laterally very unstable products, such as bottles or cans, on the conveyor belts, avoiding rotation and without leaving traces on the containers.

INOX STAINLESS STEEL HMWPE

GLS
Linear guide rail
Shaped profile, technopolymer, stainless steel



Technopolymer guide profile.
AISI 304 stainless steel bracket.
It is used to guide products with different dimensions laterally on the conveyor belts, without leaving traces on the containers.

INOX STAINLESS STEEL HMWPE

GLT
Linear guide rail
Round profile R7, technopolymer, stainless steel



Technopolymer guide profile.
AISI 304 stainless steel bracket.
It is used to guide products with good stability laterally on the conveyor belts, without leaving traces on the containers.

INOX STAINLESS STEEL HMWPE

ELESA and GANTER models all rights reserved in accordance with the law.
Always mention the source when reproducing our drawings.

19.1 Supports and guides

Continues

GLL
Linear guide rails
Label saver, shaped profile, technopolymer, stainless steel



Polyethylene based (HMWPE) technopolymer guide profile. AISI 304 stainless steel bracket. It is used to guide products with good stability laterally on the conveyor belts, without leaving traces on the containers.

INOX STAINLESS STEEL HMWPE

TGLT
End brackets for linear guide rails
Technopolymer



This end cap is used to close the ends of the linear side guides.

PP

GLC
Wide guide rails
Shaped profile, technopolymer



With a 20 or 40 mm stop. They serve to guide products with various vertical dimensions laterally on the conveyor belts.

HMWPE

UCF
Self-aligning brackets
square flanged, technopolymer



Self-aligning brackets square flanged.

PA PP

UCF-S
Self-aligning brackets
square flange, with studs, technopolymer



Self-aligning brackets square flanged.

PA PP

UCFB
Self-aligning brackets
side flanged, technopolymer



AISI 304 stainless steel bushings and washers. High quality chrome steel bearing. Technopolymer closed or drilled cover for pass-through shafts. Shaft diameters: 25 - 30 mm

PA PP

UCFB-S
Self-aligning brackets
side flanged, technopolymer



AISI 304 stainless steel bushings and washers. High quality chrome steel bearing. Technopolymer closed or drilled cover for pass-through shafts. Shaft diameters: 25 - 30 mm

PA PP

UCFL
Self-aligning brackets
oval flanged, technopolymer



AISI 304 stainless steel bushings and washers. High quality chrome steel bearing. Technopolymer closed or drilled cover for pass-through shafts. Shaft diameters: 25 - 30 mm

PA PP

UCFL-S
Self-aligning brackets
oval flange, with studs, technopolymer



AISI 304 stainless steel bushings and washers. High quality chrome steel bearing. Technopolymer closed or drilled cover for pass-through shafts. Shaft diameters: 25 - 30 mm

PA PP

UCP
Self-aligning brackets
for shafts at 90°, technopolymer



Bosses, washers and stop ring in AISI 304 stainless steel. High quality chrome steel bearing. Technopolymer closed or drilled cover for pass-through shafts. Shaft diameters: 25 - 30 mm

PA PP

ELESA and GANTER models all rights reserved in accordance with the law.
Always mention the source when reproducing our drawings.

19.1 Supports and guides

Continues

UCP-S
Self-aligning brackets
for 90° shafts, with studs, technopolymer



Bosses, washers and stop ring in AISI 304 stainless steel.
High quality chrome steel bearing.
Technopolymer closed or drilled cover for pass-through shafts.
Shaft diameters: 25 - 30 mm

PA PP

RTGL
Reducer for format change
Technopolymer, stainless steel



Reducers are used for the transverse adjustment of the lateral guides during the format change of the transported product.

INOX STAINLESS STEEL POM PA

GVD
Z14 bearing support for rollers
for motorised roller, technopolymer, steel



Bearing supports for rollers are inserted into the ends of the tubes of the conveyor rollers.

PA

GVF
Z14 bearing support for rollers
for friction roller, technopolymer, steel



Bearing supports friction rollers are inserted into the ends of the tubes of the conveyor rollers.

PA

GVI
Bearing support for rollers
for idler roller, technopolymer, steel



Bearing supports for rollers are inserted into the ends of the tubes of the conveyor rollers.

PA

19.2 Transfer units

Material

- Aluminium
- Stainless steel
- Steel
- Technopolymer

GN 509
Ball Transfer Units
Housing Sheet Steel / Stainless Steel sheet



Diameters: 24 - 36 - 45 mm

INOX STAINLESS STEEL

GN 509.1
Ball Transfer Units
Housing Steel / Stainless Steel, with Collar



Diameters: 22 - 24 - 36 - 45 - 62 - 100 mm

INOX STAINLESS STEEL

GN 509.3
Spring Rings
Retainers for Ball Transfer Units GN 509 / GN 509.1, Steel / Stainless Steel



Diameters: 31 - 44 - 55 - 36 - 38 mm

INOX STAINLESS STEEL

GN 509.4
Ball Transfer Units
Steel, without Collar



Diameters: 18 - 22 - 24 - 36.5 - 44.6 - 62.6 mm

ELESA and GANTER models all rights reserved in accordance with the law.
Always mention the source when reproducing our drawings.

19.2 Transfer units

Continues

GN 509.5
Ball Transfer Units
Housing Steel / Stainless Steel, with Threaded Stud

Cylindrical or with collar.
Threadings: M6 - M8



INOX STAINLESS STEEL

GN 509.6
Ball Transfer Units
Housing Steel, with Internal Thread

Threadings: M8



GN 509.7
Ball Transfer Units
Housing Steel, with Spring

Diameters: 39.5 - 48.5 mm



GN 509.8
Ball Transfer Units
Housing Steel Sheet Metal, with Mounting Flange

Load ball material steel, plastic, stainless steel.
Ball diameters: 15.8 - 25.4 mm



GN 509.10
Ball Transfer Units
Stainless Steel, with Collar, with Friction Bearing

Sizes: 6 - 8 mm



INOX STAINLESS STEEL

GN 509.11
Ball Transfer Units
Steel / Stainless Steel, with External Thread, with Friction Bearing

Threadings: M6 - M8 - M10 - M12 - M16



INOX STAINLESS STEEL

UTB
Ball transfer units
Technopolymer

Main ball in technopolymer, white or AISI 316 stainless steel.
They are particularly suitable for applications on transfer and conveyor lines or end of production lines.
Diameters: 10.4 - 24 - 36 - 45 mm



INOX STAINLESS STEEL POM

UTB-SST-ESD
Ball transfer units
ESD conductive technopolymer

Main ball in AISI 316 stainless steel.
They are particularly suitable for applications on transfer and conveyor lines or end of production lines.
Diameters: 24 mm



ESD INOX STAINLESS STEEL

UTR
Roller transfer units
Technopolymer

Roller in technopolymer, white or blue colour.
They are particularly suitable for applications on transfer and conveyor lines or end of production lines.
Diameters: 24 - 36 mm



RLT-U
Roller elements for ELEROLL roller tracks
Technopolymer and polyurethane

They can be used to create sliding benches, suitable for several applications: feeding and discharging benches, in construction machinery, storage and picking systems, packaging machinery.
Antitrace thermoplastic polyurethane roller elements.



POM PA TPU

ELESA and GANTER models all rights reserved in accordance with the law.
Always mention the source when reproducing our drawings.

19.2 Transfer units

Continues

RLT-U15
Roller elements for ELEROLL roller tracks
For packages with reduced size, technopolymer



They can be used to create sliding benches, suitable for several applications: feeding and discharging benches, in construction machinery, storage and picking systems, packaging machinery.
Antitrace thermoplastic polyurethane roller elements.

POM PA

RLS-U
Ball elements for ELEROLL roller tracks
Technopolymer



Ball elements for the omnidirectional handling.
They can be used to create sliding benches, suitable for several applications: feeding and discharging benches, in construction machinery, storage and picking systems, packaging machinery.

POM PA

RLT-AL
Profiles for ELEROLL roller tracks
Aluminium



The particular section of the profile makes it possible to interlock the roller and ball elements without the need for screws or other fastening elements. The profile ensures high resistance to bending under load and the installation of the roller tracks.

RLT-H
Headers for ELEROLL roller tracks
Technopolymer



Junction or end cap.
They bind two ELEROLL roller tracks together or are the end element of ELEROLL roller tracks.

PA

RLT-CE
Containment edge for ELEROLL roller tracks
Polycarbonate



The RLT-CE containment edge designed for use with RLT-U roller elements is used for the lateral containment of light products transported on ELEROLL roller tracks.

PC PA

RLT-B
Brakes for ELEROLL roller tracks
Polycarbonate



RLT-B brakes allow to slow down and/or stop packages handled on ELEROLL roller tracks.
The brakes are snap-in assembled on RLT-U roller elements without the need for screws or other fasteners.

PC PA

RLT-M
Bracket and support for ELEROLL roller tracks
Technopolymer



The bracket and the support facilitate the mounting of ELEROLL roller tracks on machines and other supporting structures.

PA

ELESA and GANTER models all rights reserved in accordance with the law.
Always mention the source when reproducing our drawings.



Telescopic slides | Linear slides | Guide rollers, linear guide rail systems | Linear actuators and linear actuators connectors | Adjustable slide units | Trapezoidal lead screws, trapezoidal lead nuts

Elesa+Ganter offers a broad range of linear motion components including telescopic slides, linear slides, guide rail systems, actuators, adjustable slide units, trapezoidal lead screws and nuts. Available in steel, stainless steel, aluminum or zinc-plated versions. These standard elements enable precise, reliable motion control in industrial applications.

20.1 Telescopic slides

Material

- Stainless steel
- Steel

GN 1400
Telescopic Slides
Steel, with Partial Extension,
Load Capacity up to 280 N



Without rubber stop. Mounting with through holes. Other lengths, hole spacings, attachment options, with rubber stop or locking device, other surfaces, with support bracket or retraction dampening external, on request.
Lengths: 300 - 350 - 400 - 500 mm

GN 1404
Telescopic Slides
Steel, with Partial Extension,
Load Capacity up to 780 N



With rubber stop, locking device in back. Mounting with through holes on external slide and countersunk holes on inner slide. Other lengths, hole spacings, attachment options, with rubber stop (without locking device), other surfaces, with support bracket or retraction dampening external, on request.
Lengths: 300 - 350 - 400 - 450 - 500 - 600 - 700 mm

GN 1408
Telescopic Slides
Steel, with Full Extension,
Load Capacity up to 250 N



With rubber stop, locking device in back, detach function. Mounting with through holes. Other lengths, hole spacing, attachment options, surfaces, on request.
Lengths: 250 - 300 - 350 - 400 - 450 - 500 - 550 - 600 - 650 - 700 mm

GN 1410
Telescopic Slides
Steel, with Full Extension,
Load Capacity up to 510 N



With rubber stop, locking device in back, detach function. Mounting with through holes. Other lengths, hole spacing, attachment options, surfaces, on request.
Lengths: 250 - 300 - 350 - 400 - 450 - 500 - 550 - 600 - 650 - 700 - 750 - 800 mm

GN 1412
Telescopic Slides
Steel, with Full Extension and Self-Retracting Mechanism,
Load Capacity up to 430 N



With rubber stop, locking device in back, detach function. Mounting with through holes. Other lengths, hole spacings, attachment options, surfaces, on request.
Lengths: 300 - 350 - 400 - 450 - 500 - 550 - 600 - 650 - 700 mm

GN 1414
Telescopic Slides
Steel, with Full Extension and Dampened Self-Retracting Mechanism,
Load Capactiy up to 360 N



With rubber stop, locking device in back, detach function. Mounting with through holes. Other lengths, hole spacings, attachment options, surfaces, on request.
Lengths: 300 - 350 - 400 - 450 - 500 - 550 - 600 - 650 mm

ELESA and GANTER models all rights reserved in accordance with the law.
Always mention the source when reproducing our drawings.

20.1 Telescopic slides

Continues

GN 1418
Telescopic Slides
Steel, with Full Extension and „Push to Open" - Mechanism, Load Capacity up to 430 N



With rubber stop, locking device in back, detach function. Mounting with through holes. Other lengths, hole spacings, attachment options, surfaces, on request.
Lengths: 350 - 400 - 450 - 500 - 550 - 600 - 650 mm

GN 1420
Telescopic Slides
Steel, with Full Extension, Load Capacity up to 1290 N



With rubber stop, locking device in back. Mounting using countersunk holes. Other length s, hole spacing, attachment options, with latch (back), partially with detach function, with locking device (front or back-front), other surfaces, with support bracket, on request.
Lengths: 300 - 350 - 400 - 450 - 500 - 550 - 600 - 700 - 800 - 900 - 1000 - 1200 mm

GN 1422
Telescopic Slides
Steel, with Full Extension and Self-Retracting Mechanism, Load Capacity up to 1290 N



With rubber stop. Mounting using countersunk holes. Other lengths, hole spacing, attachment options, with locking device (front), other surfaces, with support bracket, on request.
Lengths: 300 - 350 - 400 - 450 - 500 - 550 - 600 - 700 - 800 mm

GN 1424
Telescopic Slides
Steel, with Full Extension and Self-Retracting Mechanism, Load Capacity up to 750 N



With rubber stop. Mounting using countersunk holes. Other lengths, hole spacing, other attachment options, with locking device (front), other surfaces, with support bracket, on request.
Lengths: 350 - 400 - 450 - 500 - 550 - 600 - 700 mm

GN 1426
Telescopic Slides
Steel, with Double-Sided Full Extension, Load Capacity up to 1380 N



With rubber stop. Mounting using countersunk holes. Other lengths, hole spacing, attachment options, surfaces, with support bracket, on request.
Lengths: 500 - 600 - 700 - 800 mm

GN 1430
Telescopic Slides
Steel, with Full Extension, Load Capacity up to 2120 N



With rubber stop, locking device in back. Mounting using countersunk holes. Other lengths, hole spacing, attachment options, with latches, partially with detach function, with locking devices, other surfaces, with support bracket, on request.
Lengths: 400 - 450 - 500 - 550 - 600 - 700 - 800 - 900 - 1000 - 1200 mm

GN 1432
Telescopic Slides
Steel, with Full Extension and Self-Retracting Mechanism, Load Capacity up to 2300 N



With rubber stop. Mounting using countersunk holes. Other lengths, hole spacing, attachment options, with locking device, other surfaces, with support bracket, on request.
Lengths: 400 - 450 - 500 - 550 - 600 - 700 - 800 mm

GN 1440
Telescopic Slides
Steel, with Full Extension, Load Capacity up to 3250 N



With rubber stop, latch in back or front, latch in back and in front. Mounting with through holes. Other lengths, hole spacing, attachment options, surfaces, on request.
Lengths: 300 - 400 - 500 - 600 - 700 - 800 - 900 - 1000 - 1200 - 1500 mm

ELESA and GANTER models all rights reserved in accordance with the law.
Always mention the source when reproducing our drawings.

20.1 Telescopic slides

Continues

GN 1450
Telescopic Slides
Stainless Steel, with Full Extension, Load Capacity up to 480 N



With rubber stop, locking device in back, detach function. Mounting with through holes. Other lengths, hole spacing, attachment options, on request.
Lengths: 300 - 350 - 400 - 450 - 500 - 550 - 600 mm

INOX STAINLESS STEEL

20.2 Linear slides for smooth linear movement

Material

- Steel

GN 2402
Linear Slides
Steel, with Inside Traversal Distance



Other lengths, special lengths, additional runners, special cages, on request.
Lengths: 130 - 210 - 290 - 370 - 450 - 610 - 690 - 770 - 930 - 1010 - 1330 - 1490 mm

GN 2404
Telescopic Linear Slides
Steel, with Partly Outside Traversal Distance



Other lengths or special lengths on request.
Lengths: 130 - 210 - 290 - 370 - 450 - 530 - 610 - 690 - 770 mm

GN 2406
Telescopic Linear Slides
Steel, with S-Shaped Intermediate Profile



With one side extension. Other lengths or special lengths and extensions on both side of each rail on request.
Lengths: 290 - 370 - 450 - 530 - 610 - 690 - 850 - 1010 - 1490 mm

GN 2408
Telescopic Linear Slides
Steel, with Rails Connected in H-Shape



Runner with thread or countersunk. Other lengths, special lengths, version with defined movement of the rail, on request.
Lengths: 210 - 370 - 450 - 530 - 610 - 770 - 930 mm

GN 2410
Telescopic Linear Slides
Steel, with Runners Connected in Dual Configuration



Other lengths or special lengths on request.
Lengths: 210 - 370 - 450 - 530 - 610 - 770 - 930 mm

20.3 Guide rollers, linear guide rail systems

GN 753
Guide Rollers
Plastic



Cylindrical, convex, wedge-shaped, concave, or circular (O-Ring). With bore or stud with external thread. Guide rollers with rivet spigot on request.
Diameters: 19 - 22 - 26 mm

GN 753.1
Guide Rollers
Plastic, with Ball Bearing



Cylindrical or convex. With bore, or stud with external or internal thread.
Diameters: 22 - 25 - 30 - 35 - 42 - 50 mm

ELESA and GANTER models all rights reserved in accordance with the law.
Always mention the source when reproducing our drawings.

20.3 Guide rollers, linear guide rail systems

Continues

Material

- Aluminium
- Plastic
- Stainless steel
- Steel

GN 753.2
Mounting Accessories
for Guide Rollers GN 753.1 / GN 753, Stainless Steel



With washer, adjusting washer, or bushing (no cenering, one-sided or two-sided centering).
Diameters: 4 - 5 - 6 - 8 mm

INOX STAINLESS STEEL

GN 1490
Linear Guide Rail Systems
Steel / Stainless Steel, with Inside Traversal Distance



With one or two cam roller carriages, with 3 or 5 rollers. Without end stop, with one or two end stops. Other guide rail length, hole spacing, mounting type / finish, on request.
Lengths: 394 - 474 - 554 - 634 - 714 -794 - 874 - 954 - 1034 - 1194 - 1434 mm

INOX STAINLESS STEEL

GN 2422
Cam Roller Linear Guide Rails
Steel, for Linear Guide Rail Systems, C-Profile



Floating or fixed bearing, with mounting hole for flat head screw or countersunk screw. Other rail lengths, other fixing hole distances, on request.
Lengths: 240 - 400 - 560 - 800 - 1040 - 1200 - 1440 - 1520 - 2000 mm

GN 2424
Cam Roller Carriages
for Cam Roller Linear Guide Rails GN 2422, Aluminum / Steel



Normal, radial or narrow roller carriage, central or lateral arrangement. With wiper for fixed or floating bearing rail. Cam roller carriages with more than three rollers, other roller arrangements, on request.
Lengths: 74 - 76 - 94 - 114 - 116 - 134 - 148 mm

GN 2424.1
Open-End Wrenches
for Cam Roller Carriages GN 2424 / GN 2494 and Cam Rollers GN 2426 / GN 2496, Steel



For hex size: 8 - 13 - 15 mm

GN 2426
Cam Rollers
for Cam Roller Linear Guide Rails GN 2422, Steel



Cam roller with bore, standard cam roller with centered threaded mounting collar, or eccentric cam roller with off-center threaded mounting collar.
For rail heights: 18 - 28 - 35 - 43 mm

GN 2428
Wipers
for Cam Roller Linear Guide Rails GN 2422, Plastic



For floating or fixed bearing rails.
For rail heights: 18 - 28 - 35 - 43 mm

GN 2492
Cam Roller Linear Guide Rails
Stainless Steel, for Linear Guide Rail Systems



Fixed bearing guide rail with elongated holes. Other available guide rail lengths.
Lengths: 240 - 320 - 400 - 480 - 560 - 640 - 720 - 800 - 880 - 960 - 1040 - 1200 - 1360 - 1520 - 1760 - 2000 - 2240 - 2480 mm

INOX STAINLESS STEEL

GN 2494
Cam Roller Carriages
for Cam Roller Linear Guide Rails GN 2492, Stainless Steel



Compact design with 3 rollers. For fixed bearing guide rail. Cam roller carriage with additional rollers, other cam roller arrangements, on request.
For rail heights GN 2492: 30 - 45 mm

INOX STAINLESS STEEL

GN 2496
Cam Rollers
for Cam Roller Linear Guide Rails GN 2492, Stainless Steel



Cam roller with bore, standard cam roller with centered threaded mounting collar, or eccentric cam roller with off-center threaded mounting collar. For fixed bearing guide rail.
For rail heights GN 2492: 30 - 45 mm

INOX STAINLESS STEEL

ELESA and GANTER models all rights reserved in accordance with the law.
Always mention the source when reproducing our drawings.

20.3 Guide rollers, linear guide rail systems

Continues

GN 2498
Wipers
for Cam Roller Linear Guide Rails GN 2492, Plastic



Compact design. For fixed bearing guide rail.
For rail heights GN 2492: 30 - 45 mm

20.4 Linear actuators and linear actuators connectors

Material

- Aluminium
- Stainless steel
- Steel

GN 291
Linear Actuators
Steel / Stainless Steel, with Right or Left Hand Thread



Right or left hand thread, shaft journal at one end or both ends.
Lengths: 65 - 70 - 100 - 115 - 150 - 165 - 170 - 200 - 215 - 220 - 265 - 270 - 300 - 315 - 320 - 720 mm

GN 292
Linear Actuators
Steel / Stainless Steel, with Right and Left Hand Thread



Shaft journal at one end or both ends. Special lengths on request.
Lengths: 120 - 130 - 205 - 255 - 300 - 350 mm

GN 293
Linear Actuators
Steel / Stainless Steel, with 2 Separate Threaded Spindles



One spindle right and left hand thread, both spindles right hand or left hand thread. Special lengths, stainless steel, on request.
Lengths: 100 - 170 - 200 - 250 mm

GN 131.1
Two-Way Linear Actuator Connectors
Aluminum / Stainless Steel, for One-Axis System



With 2 stainless steel socket cap screws DIN 912.
Holes Ø: 18 mm

GN 131.2
Two-Way Linear Actuator Connectors
Aluminum / Stainless Steel, for Two-Axis System



With 2 stainless steel socket cap screws DIN 912.
Holes Ø: 18 mm

GN 132.1
Two-Way Linear Actuator Connectors
Aluminum, for One Axis System



With 2 stainless steel socket cap screws DIN 912.
Holes Ø: 30 - 40 - 50 - 60 mm

GN 132.2
Two-Way Linear Actuator Connectors
Aluminum, for Two-Way Axis System



With 2 stainless steel socket cap screws DIN 912.
Holes Ø: 30 - 40 - 50 - 60 mm

GN 132.15
Two-Way Linear Actuator Connectors
Stainless Steel, for One-Axis System



Without or with seals. With 2 stainless steel cap nuts DIN 917.
Holes Ø: 30 - 50 mm

ELESA and GANTER models all rights reserved in accordance with the law.
Always mention the source when reproducing our drawings.

20.4 Linear actuators and linear actuators connectors

Continues

GN 132.25
Two-Way Linear Actuator Connectors
Stainless Steel, for Two-Axis System



Without or with seals. With 2 stainless steel cap nuts DIN 917.
Holes Ø: 30 - 50 mm

INOX STAINLESS STEEL

GN 133.1
Two-Way Linear Actuator Connectors
Aluminum, for One-Axis System, Unequal Bore Dimensions d_1 / d_2



With 2 stainless steel socket cap screws DIN 912.
Holes Ø: 30 - 50 mm

GN 133.2
Two-Way Linear Actuator Connectors
Aluminum, for Two-Axis System, Unequal Bore Dimensions d_1 / d_2



With 2 stainless steel socket cap screws DIN 912.
Holes Ø: 30 - 50 mm

GN 145.1
Flanged Linear Actuator Connectors
Aluminum / Stainless Steel, with 2 Mounting Holes



With socket cap screw ISO 4762.
Holes Ø: 18 mm

INOX STAINLESS STEEL

GN 146.1
Flanged Linear Actuator Connectors
Aluminum, with 4 Mounting Holes



With stainless steel socket cap screw DIN 912.
Holes Ø: 30 - 40 - 50 - 60 mm

GN 146.13
Flanged Linear Actuator Connectors
Aluminum, with 2 Mounting Holes



With stainless steel socket cap screw DIN 912.
Holes Ø: 30 - 40 mm

GN 146.15
Flanged Linear Actuator Connectors
Stainless Steel, with 4 Mounting Holes



Without or with seals. With stainless steel cap nut DIN 917.
Holes Ø: 30 - 50 mm

INOX STAINLESS STEEL

GN 146.16
Flanged Linear Actuator Connectors
Stainless Steel, with 2 Mounting Holes



Without or with seals. With stainless steel cap nut DIN 917.
Holes Ø: 30 mm

INOX STAINLESS STEEL

GN 162.1
Base Plate Linear Actuator Connectors
Aluminum / Stainless Steel, with 4 Mounting Holes



With stainless steel socket cap screw DIN 912.
Holes Ø: 18 mm

INOX STAINLESS STEEL

GN 163.1
Base Plate Linear Actuator Connectors
Aluminum



With stainless steel socket cap screw DIN 912.
Holes Ø: 30 - 40 - 50 - 60 mm

ELESA and GANTER models all rights reserved in accordance with the law.
Always mention the source when reproducing our drawings.

20.4 Linear actuators and linear actuators connectors

Continues

GN 163.15
Base Plate Linear Actuator Connectors
Stainless Steel



Without or with seals. With stainless steel cap nut DIN 917.
Holes Ø: 30 - 50 mm

INOX STAINLESS STEEL

GN 191.1
T-Angle Linear Actuator Connectors
Aluminum / Stainless Steel



With 2 stainless steel socket cap screws DIN 912.
Holes Ø: 18 mm

INOX STAINLESS STEEL

GN 192.1
T-Angle Linear Actuator Connectors
Aluminum



With 2 stainless steel socket cap screws DIN 912.
Holes Ø: 30 - 40 - 50 - 60 mm

GN 192.15
T-Angle Linear Actuator Connectors
Stainless Steel



Without or with seals. With stainless steel cap nut DIN 917.
Holes Ø: 30 - 50 mm

INOX STAINLESS STEEL

GN 273.1
Swivel Clamp Linear Actuator Connectors
Aluminum



With stainless steel socket cap screw DIN 912.
Holes Ø: 18 mm

GN 274.1
Swivel Clamp Linear Actuator Connectors
Aluminum



Without or with centering step, with external or internal serration. With stainless steel socket cap screw DIN 912.
Holes Ø: 30 - 40 - 50 mm

GN 277.1
Swivel Clamp Linear Actuator Connectors
Aluminum



With stainless steel socket cap screw DIN 912.
Holes Ø: 18 mm

GN 278.1
Swivel Clamp Linear Actuator Connectors
Aluminum



Without or with centering step, with external or internal serration. With stainless steel socket cap screw DIN 912.
Holes Ø: 30 - 40 - 50 mm

GN 291.1
Square Linear Actuators
Steel / Stainless Steel, with Right or Left Hand Thread



Right hand or left hand thread, shaft journal at one end or both ends.
Lengths: 65 - 70 - 100 - 115 - 150 - 170 - 200 - 215 - 220 - 265 - 270 - 300 - 315 - 320 mm

INOX STAINLESS STEEL

GN 134.7
Two-Way Locking Slide Units
Aluminum



With tapped hole, indexing plunger, or spring plunger.
Holes: 25 - 30 - 40 - 50 mm

ELESA and GANTER models all rights reserved in accordance with the law.
Always mention the source when reproducing our drawings.

20.4 Linear actuators and linear actuators connectors

Continues

GN 147.7
Flanged Locking Slide Units
Aluminum



With tapped hole, indexing plunger, or spring plunger.
Holes: 25 - 30 - 40 - 50 mm

GN 134.1
Two-Way Linear Actuator Connectors
Aluminum, Multi Part Asssembly, for One-Axis system



With 4 stainless steel socket cap screws DIN 912.
Holes: 30 - 40 - 50 mm

GN 134.2
Two-Way Linear Actuator Connectors
Aluminum, Multi Part Assembly, for Two-Axis System



With 4 stainless steel socket cap screws DIN 912.
Holes Ø: 30 - 40 - 50 mm

GN 135.1
Two-Way Linear Actuator Connectors
Aluminum, Multi Part Assembly, Unequal Bore Dimensions d_1 / s_1 and d_2 / s_2



With 4 stainless steel socket cap screws DIN 912.
Holes Ø: 30 - 40 - 50 mm

GN 147.1
Flanged Linear Actuator Connectors
Aluminum, Split Assembly, with 4 Mounting Holes



With 2 stainless steel socket cap screws DIN 912.
Holes Ø: 30 - 40 - 50 mm

GN 165.1
Base Plate Linear Actuator Connectors
Aluminum, Split Assembly



With 2 stainless steel socket cap screws DIN 912.
Holes Ø: 30 - 40 - 50 mm

GN 9234
Handwheels
Aluminum, Powder Coated, for Linear Actuators



Without handle, with revolving or revolving retractable handle.
Diameters: 50 - 63 - 80 - 100 - 125 - 140 - 160 mm

GN 295
Installation Kits
for Position Indicators Used on Linear Actuators GN 291, GN 292, GN 293, GN 391



For mechanical or electronical position indicators. Linear actuators with analogue position indicator, on request.
Diameters: 18 - 30 - 40 - 50 - 60 mm

GN 296
Installation Kits
for Position Indicators Used on Linear Actuators GN 291.1



For mechanical or electronical position indicators.
Diameters: 30 - 40 - 50 mm

GN 391
Drive / Transfer Units
Steel / Stainless Steel, for the Connection of Linear Actuators



Diameters: 18 - 30 - 40 - 50 - 60 mm

INOX STAINLESS STEEL

ELESA and GANTER models all rights reserved in accordance with the law.
Always mention the source when reproducing our drawings.

20.4 Linear actuators and linear actuators connectors

Continues

GN 297
Bevel Gear Wheels
Steel, with Spiral Bevel for Linear Actuators / Transfer Units with Angular Gear



Bevel gear wheel right-hand or left-hand pitch, set of bevel gears, 2 or 3 bevel gears, 1x right-hand, 1x oder 2x left-hand pitch.
Diameters: 18 - 30 - 40 - 50 - 60 mm

GN 298
Housings
Aluminum, for Angular Gears / T-Gears



Housing for angular gears or T-gears.
Dimensions: 28 - 40 - 50 - 60 mm

GN 491
Double Tube Linear Actuators
Steel, with Right or Left Hand Thread, Single Slider



Right hand or left hand thread, shaft journal at one end or both ends.
Lengths: 100 - 150 - 200 - 250 - 300 - 400 - 500 mm

GN 492
Double Tube Linear Actuators
Steel, with Right or Left Hand Thread, Double Slider



Right hand or left hand thread, shaft journal at one end or both ends.
Lengths: 100 - 150 - 200 - 250 - 300 - 400 - 500 - 600 mm

GN 491.1
Installation Kits
for Position Indicators Used on Linear Actuators GN 491 / GN 492, Steel



For mechanical or electronical position indicators.
Ø Linear actuator: 18 - 30 - 40 - 50 - 60 mm

20.5 Adjustable slide units

GN 900
Adjustable Slide Units
Aluminum



Without adjustable handle, or with adjustable hand lever. With control knob or handwheel, with control knob / handwheel and digital position indicator, or without adjustable spindle and operating element.
Dimensions: 50 - 55 - 60 - 65 - 95 - 120 - 145 - 170 - 185 - 195 - 210 - 235 - 260 mm

GN 900.1
Fastening Units
for Adjustable Slide Units GN 900, Aluminum



With bore for cap screw, or mounting thread.
Lengths: 41 - 67 - 105 - 145 mm

Material

- Aluminium
- Stainless steel

GN 900.2
Connecting Sets X-Y
for Adjustable Slide Units GN 900, Aluminum



Lengths: 41 - 67 - 105 - 145 mm

GN 900.3
Connecting Sets X-Y
for Adjustable Slide Units GN 900, Aluminum



Mounting the Z-axis via connecting plate and additional plate, or direct mounting of the Z-axis via connecting plate.
Lengths: 30 - 50 - 80 - 120 mm

ELESA and GANTER models all rights reserved in accordance with the law.
Always mention the source when reproducing our drawings.

20.5 Adjustable slide units

Continues

GN 900.4
Mounting Plates
for Adjustable Slide Units GN 900, Aluminum



Without mounting holes, or with mounting holes for rotary tables.
Lengths: 41 - 67 - 105 - 145 mm

GN 900.5
Rotary Plates
for Adjustable Slide Units GN 900, Aluminum



Lengths: 41 - 67 - 105 - 145 mm

GN 900.6
Rotary Tables
Stainless Steel



Dimensions: 55 - 80 mm

INOX STAINLESS STEEL

20.6 Trapezoidal lead screws, trapezoidal lead nuts

Material

- Plastic
- Stainless steel
- Steel
- Technopolymer

NSL
Lead screw shafts for NSF
Trapezoidal thread, steel or stainless steel



NSL threaded shafts form a structured system for converting rotation into linear motion.

INOX STAINLESS STEEL

GN 103
Trapezoidal Lead Screws
Steel / Stainless Steel, Single- or Multi-Start



Right-hand or left-hand thread.
Lenghts: 500 - 1000 mm

INOX STAINLESS STEEL

NSF
Lead screw nuts
Trapezoidal thread, technopolymer



Self-lubricating polyamide- or acetal-based technopolymer, raw materials suitable for food contact.
NSF nuts form a system for converting rotation into linear motion.
Used in the packaging sector.
Diameters: 42 - 48 - 55 - 62 mm

GN 103.1
Trapezoidal Lead Nuts
Gunmetal, Single- or Multi-Start, with Flange



Right-hand or left-hand thread.
Diameters: 35 - 42 - 48 - 55 - 62 - 70 - 95 - 110 mm

GN 103.2
Trapezoidal Lead Nuts
Steel / Stainless Steel, Single-Start, with Hex



Right-hand thread.
Lenghts: 12 - 15 - 18 - 21 - 24 - 27 - 30 - 36 - 45 - 54 - 60 - 75 mm

INOX STAINLESS STEEL

GN 103.3
Trapezoidal Lead Nuts
Steel / Stainless Steel / Gunmetal / Plastic, Single- or Multi-Start, Cylindrical



Right-hand or left-hand thread.
Short or long version.
Lenghts: 12 - 15 - 16 - 18 - 21 - 24 - 27 - 28 - 30 - 32 - 36 - 40 - 45 - 48 - 54 - 60 - 72 - 75 - 80 - 100 mm

INOX STAINLESS STEEL

ELESA and GANTER models all rights reserved in accordance with the law.
Always mention the source when reproducing our drawings.

21 | VIBRATION DAMPERS



Rubber buffers | Vibration damping levelling feet | Anti-vibration mounts | Wire rope isolators and spring mounts | Elastomer springs

Vibration-damping solutions including rubber buffers, anti-vibration mounts, spring mounts, wire rope isolators, and elastomer springs. Designed to reduce noise, impact, and vibration, to create a less disrupting environment. Available in steel, stainless steel and elastomer materials. They ensure stable and quiet machine operation across various industries.

21.1 Rubber buffers

Material

- Rubber
- Stainless steel
- Steel

DVA.1
Rubber buffers
Rubber and steel or stainless steel



Threaded studs and base plate in polished zinc-plated steel or AISI 304 stainless steel.
Vibration-damper body in natural rubber NR, hardness 40, 55, 70 ±5 Shore A.
Diameters: 6 - 8 - 10 - 15 - 20 - 25 - 30 - 40 - 50 - 60 - 70 - 75 - 80 - 100 - 125 mm

INOX STAINLESS STEEL

DVA.2
Rubber buffers
Rubber and steel or stainless steel



Boss with threaded blind hole, threaded stud and base plate in polished zinc-plated steel or AISI 304 stainless steel.
Vibration-damper body in natural rubber NR, hardness 40, 55, 70 ±5 Shore A.
Diameters: 8 - 10 - 15 - 20 - 25 - 30 - 40 - 50 - 60 - 70 - 75 - 100 - 125 mm

INOX STAINLESS STEEL

DVA.3
Rubber buffers
Rubber and steel or stainless steel



Bosses with threaded blind holes and base plate in polished zinc-plated steel or AISI 304 stainless steel.
Vibration-damper body in natural rubber NR, hardness 40, 55, 70 ±5 Shore A.
Diameters: 8 - 10 - 15 - 20 - 25 - 30 - 40 - 50 - 60 - 70 - 75 - 80 - 100 - 125 - 150 - 200 mm

INOX STAINLESS STEEL

DVA.4
Rubber buffers
Rubber and steel or stainless steel



Threaded stud and base plate in polished zinc-plated steel or AISI 304 stainless steel.
Vibration-damper body in natural rubber NR, hardness 40, 55, 70 ±5 Shore A.
Diameters: 8 - 10 - 15 - 20 - 25 - 30 - 40 - 50 - 60 - 70 - 75 - 80 - 100 - 125 mm

INOX STAINLESS STEEL

DVA.5
Rubber buffers
Rubber and steel or stainless steel



Boss with threaded blind hole and base plate in polished zinc-plated steel or AISI 304 stainless steel.
Vibration-damper body in natural rubber NR, hardness 40, 55, 70 ±5 Shore A.
Diameters: 8 - 10 - 15 - 20 - 25 - 30 - 40 - 50 - 60 - 70 - 75 - 100 - 125 - 150 - 200 mm

INOX STAINLESS STEEL

DVA.6
Rubber buffers
Rubber and steel or stainless steel



Threaded stud and base plate in polished zinc-plated steel or AISI 304 stainless steel.
Vibration-damper body in natural rubber NR, hardness 40, 55, 70 ±5 Shore A.
Diameters: 10 - 20 - 25 - 30 - 35 - 50 - 70 - 75 - 95 - 115 mm

INOX STAINLESS STEEL

DVA.7
Rubber buffers
Rubber and steel or stainless steel



Boss with threaded blind hole and base plate in polished zinc-plated steel or AISI 304 stainless steel.
Vibration-damper body in natural rubber NR, hardness 40, 55, 70 ±5 Shore A.
Diameters: 10 - 20 - 25 - 30 - 35 - 50 - 70 - 75 mm

INOX STAINLESS STEEL

DVB.6
Rubber buffers
Rubber and steel or stainless steel



Threaded stud and base plate in AISI 304 stainless steel.
Vibration-damper body in natural rubber NR, hardness 40, 55, 70 ±5 Shore A.
Diameters: 20 - 25 - 30 - 40 - 45 - 50 - 60 mm

INOX STAINLESS STEEL

ELESA and GANTER models all rights reserved in accordance with the law.
Always mention the source when reproducing our drawings.

21.1 Rubber buffers

Continues

DVB.7
Rubber buffers
Rubber and steel or stainless steel



Boss with threaded blind hole and base plate in polished zinc-plated steel or AISI 304 stainless steel.
Vibration-damper body in natural rubber NR, hardness 40, 55, 70 ±5 Shore A.
Diameters: 20 - 25 - 30 - 40 - 45 - 50 - 60 mm

INOX STAINLESS STEEL

DVF.6
Rubber buffers
Silicone rubber and stainless steel



Threaded stud and base plate in AISI 304 stainless steel.
Vibration-damping body in MVQ silicone rubber, colour grey RAL 7040 or blue RAL 5002, hardness 55±5 Shore A.
FDA compliant raw material.
Diameters: 20 - 25 -30 - 40 - 45 - 50 - 60 mm

INOX STAINLESS STEEL MVQ-FDA

DVF.7
Rubber buffers
Silicone rubber and stainless steel



Boss with threaded blind hole and base plate in AISI 304 stainless steel.
ibration-damping body in MVQ silicone rubber, colour grey RAL 7040 or blue RAL 5002, hardness 55±5 Shore A.
Diameters: 20 - 25 -30 - 40 - 45 - 50 - 60 mm

INOX STAINLESS STEEL MVQ-FDA

DVC.1
Rubber buffers
Rubber and steel or stainless steel



Threaded studs and base plate in polished zinc-plated steel or AISI 304 stainless steel.
Vibration-damper body in natural rubber NR, hardness 40, 55, 70 ±5 Shore A.
Diameters: 10 - 15 - 20 - 25 - 30 - 35 - 40 - 50 - 60 - 70 - 75 - 95 mm

INOX STAINLESS STEEL

DVC.2
Rubber buffers
Rubber and steel or stainless steel



Boss with threaded blind hole, threaded stud and base plate in polished zinc-plated steel or AISI 304 stainless steel.
Vibration-damper body in natural rubber NR, hardness 40, 55, 70 ±5 Shore A.
Diameters: 10 - 15 - 20 - 25 - 30 - 35 - 40 - 50 - 60 - 70 - 75 - 95 mm

INOX STAINLESS STEEL

DVC.3
Rubber buffers
Rubber and steel or stainless steel



Boss with threaded blind hole, threaded stud and base plate in polished zinc-plated steel or AISI 304 stainless steel.
Vibration-damper body in natural rubber NR, hardness 40, 55, 70 ±5 Shore A.
Diameters: 10 - 15 - 20 - 25 - 30 - 35 - 40 - 50 - 60 - 70 - 75 - 95 mm

INOX STAINLESS STEEL

DVL.1
Rubber buffers
Rubber and steel or stainless steel



Smooth pass-through hole and base plate in polished zinc-plated steel or AISI 304 stainless steel.
Vibration-damper body in natural rubber NR, hardness 40, 55, 70 ±5 Shore A.
Diameters: 20 - 25 - 30 - 40 - 50 - 60 - 80 - 100 mm

INOX STAINLESS STEEL

DVL.2
Rubber buffers
Rubber and steel or stainless steel



Smooth pass-through hole and base plate in polished zinc-plated steel or AISI 304 stainless steel.
Vibration-damper body in natural rubber NR, hardness 40, 55, 70 ±5 Shore A.
Diameters: 15 - 20 - 25 - 30 - 35 - 40 - 50 - 60 - 75 - 100 mm

INOX STAINLESS STEEL

DVL.3
Rubber buffers
Rubber



Plain pass-through hole.
Vibration-damper body in natural rubber NR, hardness 40, 55, 70 ±5 Shore A.
Diameters: 15 - 20 - 25 - 30 - 40 - 50 - 60 - 80 - 100 mm

DVM.4
Rubber buffers
Rubber and steel or stainless steel



Threaded studs and base plate in polished zinc-plated steel or AISI 304 stainless steel.
Vibration-damper body in natural rubber NR, hardness 40, 55, 70 ±5 Shore A.
Diameters: 15 - 20 - 25 - 30 - 40 - 50 - 70 - 75 - 100 mm

ELESA and GANTER models all rights reserved in accordance with the law.
Always mention the source when reproducing our drawings.

21.1 Rubber buffers

Continues

DVM.5
Rubber buffers
Rubber and steel or stainless steel



Boss with threaded blind hole and base plate in polished zinc-plated steel or AISI 304 stainless steel.
Vibration-damper body in natural rubber NR, hardness 40, 55, 70 ±5 Shore A.
Diameters: 15 - 20 - 25 - 30 - 40 - 50 - 70 - 75 - 100 mm

21.2 Vibration damping levelling feet

Material

- Rubber
- Stainless steel
- Steel
- Technopolymer

LS.VA
Vibration-damping levelling feet
Technopolymer base, steel stem, PUR damping element



Threaded stem with ball joint and adjusting hexagon in polished zinc-plated steel.
Vibration-damping disk in polyurethane rubber, hardness 50 Shore A.
Bases Ø: 32 - 40 - 50 - 60 mm
Threadings: M8 - M10 - M12 - M14 - M16

PA PUR

LS.VA-SST
Vibration-damping levelling feet
Technopolymer base, Stainless Steel AISI 304 stem, PUR damping element



Threaded stem with ball joint and adjusting hexagon in AISI 304 stainless steel.
Vibration-damping disk in polyurethane rubber, hardness 50 Shore A.
Bases Ø: 32 - 40 - 50 - 60 mm
Threadings: M8 - M10 - M12 - M14 - M17

INOX STAINLESS STEEL PA PUR

LS.VA-STP
Vibration-damping levelling feet
Technopolymer base, SUPER-technopolymer stem, PUR damping element



Threaded stem with ball joint and adjusting hexagon in SUPER-technopolymer.
Vibration-damping disk in polyurethane rubber, hardness 50 Shore A.
Bases Ø: 32 - 40 - 50 - 60 mm
Threadings: M8 - M10 - M12 - M16

SUPER TECHNO POLYMER PA PUR

BASE LS.VA
Bases for vibration-damping levelling feet
Technopolymer, PUR damping element



Vibration-damping disk in polyurethane rubber, hardness 50 Shore A.
Diameters: 32 - 40 - 50 - 60 mm

PA PUR

LSQ.VA-SST
Vibration-damping levelling feet
Technopolymer base, Stainless Steel AISI 304 stem, PUR damping element



Threaded stem with ball joint and adjusting hexagon in AISI 304 stainless steel.
Vibration-damping disk in polyurethane rubber, hardness 50 Shore A.
Bases Ø: 32 - 40 - 50 - 60 mm
Threadings: M8 - M10 - M12 - M14 - M18

INOX STAINLESS STEEL PA PUR

GN 342.1
Leveling Feet
Steel, with Vibration Damping, with Internal Thread



With damping element.
Diameters: 32 - 40 - 50 - 60 mm

GN 342.2
Leveling Feet
Steel, with Vibration Damping, with Threaded Stud



With damping element.
Diameters: 32 - 40 - 50 - 60 mm

LW.A
Vibration-damping levelling feet
Steel base and stem



NR rubber damping element. They have been designed to damp vibrations, shocks and noises produced by moving bodies or non-balanced vibrating masses of equipment and machines.
Bases Ø: 80 - 120 - 160 - 200 mm
Threadings: M12 - M16 - M20

ELESA and GANTER models all rights reserved in accordance with the law.
Always mention the source when reproducing our drawings.

21.2 Vibration damping levelling feet

Continues

GN 438
Spacer Disks and Foot Disks
Steel, with Rubber Underlay, Vulcanized



Mounting via mounting hole or with adhesive pad. Other Shore hardnesses on request.
Diameters: 19 - 25 - 32 - 38 - 50 - 64 mm

GN 438.5
Spacer Disks and Foot Disks
Stainless Steel, with Rubber Underlay, Vulcanized



Mounting via mounting hole or with adhesive pad.
Diameters: 19 - 25 - 32 - 38 - 50 - 64 mm

INOX STAINLESS STEEL

GN 439
Leveling Feet
Steel, with Rubber Underlay, Vulcanized



Other spindle diameters and lengths on request.
Bases Ø: 19 - 25 - 32 - 38 - 50 - 64 mm
Threadings: M6 - M8 - M10

GN 439.5
Leveling Feet
Stainless Steel, with Rubber Underlay, Vulcanized



Other spindle diameters and lengths on request.
Bases Ø: 19 - 25 - 32 - 38 - 50 - 64 mm
Threadings: M6 - M8 - M10

INOX STAINLESS STEEL

21.3 Anti-vibration mounts

Material

- Rubber
- Stainless steel
- Steel

GN 148
Leveling Feet
Steel, with Vibration Damping Element



With two-hole flange (d1 = 60 / 90 / 113), or four-hole flange (d1 = 113 / 126). Without or with tear-off lock.
Bases Ø: 60 - 90 - 113 - 126 mm

GN 148.2
Rubber Pads
for Leveling Feet GN 148



For two-hole flange (d1 = 60 / 90 / 113), or with four-hole flange (d1 = 113 / 126).
Bases Ø: 60 - 90 - 113 - 126 mm

DVE
Rubber buffers mounts with flange
Rubber and steel or stainless steel



Oval or square mounting flange. Boss with threaded blind hole. Vibration-damper body in natural rubber NR, hardness 40, 60 ±5 Shore A.
Diameters: 18 - 33 - 45 - 53 - 58 mm

INOX STAINLESS STEEL

DVG
Rubber buffers mounts with flange
for wall or ceiling mounting, rubber and steel



Mounting flange and steel boss with threaded hole. Vibration-damper body in natural rubber NR, hardness 40, 60 ±5 Shore A.
Dimension: 75 mm

DVI
Rubber buffers mounts with flange
for wall mounting, rubber and steel



Mounting flange and steel boss with threaded hole. Vibration-damper body in natural rubber NR, hardness 40, 60 ±5 Shore A.
Dimension: 75 mm

AVG
Flange vibration dampers
double acting, rubber, aluminium and steel



Aluminium flange, fixing boss in steel. Vibration-damper body in natural rubber NR, hardness 30, 50, 60 ±5 Shore A.
Dimensions: 70 - 80 - 110 mm

ELESA and GANTER models all rights reserved in accordance with the law.
Always mention the source when reproducing our drawings.

21.3 Anti-vibration mounts

Continues

AVF
Metal Cushions
Stainless steel



AISI 304 stainless steel mesh.
Mounting via smooth pass-through hole or countersunk-head screws.
Diameters: 42 - 67 - 98 - 150 - 183 - 225 mm

INOX STAINLESS STEEL

AVR
Rubber buffers
Rubber and steel



Anthracite painted zinc-plated steel plates.
Vibration-damping body in NBR rubber, hardness 30, 50, 55, 60 and 80 Shore A.
Dimension: 200 mm

21.4 Wire rope isolators and spring mounts

Material

- Rubber - Steel
- Stainless steel

AVC
Wire rope vibration damper
Stainless steel



Cable, bars, and screws in AISI 316 stainless steel.
Mounting via threaded pass-through holes.
Four-, six-, eight- or ten- coil cable
Dimensions: 53 - 61 - 80 - 90 - 100 - 110 - 120 - 135 mm

AVM
Spring vibration dampers
Rubber and steel



Body and no-slip coating in NR natural rubber, hardness 60 ±5 Shore A.
Zinc-plated spring and plate.
Dimension: 55 mm

21.5 Elastomer springs

PES
Elastomer springs
Load dampers



Polyurethane, pass-through hole.
Hardness 80, 90 and 92 Shore A
Maximum continuous working temperature: 60°C.
Minimum continuous operating temperature: PES-80 and PES-90: -20°C, PES-92: +15°C.
Diameters: from 16 to 63 mm

PEB
Elastomer hollow bar
Load dampers



Polyurethane, pass-through hole.
Hardness 80, 90 and 92 Shore A
Maximum continuous working temperature: 60°C.
Minimum continuous operating temperature: PEB-80 and PEB-90: -20°C, PEB-92: +15°C.
Diameters: from 16 to 63 mm

ELESA and GANTER models all rights reserved in accordance with the law.
Always mention the source when reproducing our drawings.

22 ALUMINUM PROFILES



Aluminum profiles and accessories

Elesa+Ganter provides high-quality aluminum profiles for building stable and versatile machine and structural elements. Their application possibilities are extended by accessories such as connectors, brackets, T-nuts, and end caps, enabling customized solutions for nearly any industry and a broad variety of applications.

22.1 Aluminum profiles and accessories

Material

- Aluminium
- Plastic
- Stainless steel
- Steel
- Zinc Die Casting

GN 10b
Aluminum Profiles
b-Modular System, with Open Slots on All Sides, Profile Type Light / Heavy

Grid sizes: 30 - 40 - 45 mm



GN 11b
Aluminum Profiles
b-Modular System, with Partially Closed Slots, Profile Type Light

2 sides closed, offset by 90°.
Grid size: 45 mm



GN 10i
Aluminum Profiles
i-Modular System, with Open Slots on All Sides, Profile Type Light / Heavy

Anodized natural color or black.
Grid sizes: 30 - 40 mm



GN 11i
Aluminum Profiles
i-Modular System, with Partially Closed Slots, Profile Type Light

2 sides closed, offset by 90°.
Grid size: 40 mm



GN 20i
Standard Connectors
Steel, for Aluminum Profiles (i-Modular System)

Doubled, with screw.
Threadings: M6 - M8



GN 21b
Central Screws
Steel, for Aluminum Profiles (b-Modular System)

Without cover cap.
Self-forming threads: S8 - S12



GN 22i
Universal Connectors
Zinc Die Casting, for Aluminum Profiles (i-Modular System), with Single or Double T-Nut

With anti-twist protection. With screw and T-nut, or 2 screws and double T-nut.
Threadings: M6 - M8



GN 23b
Automatic Connectors
Steel, for Aluminum Profiles (b-Modular System), Right-Angled or End Face Connection

Light or heavy.
Threadings: M6 - M8



ELESA and GANTER models all rights reserved in accordance with the law.
Always mention the source when reproducing our drawings.

22.1 Aluminum profiles and accessories

Continues

GN 23i
Automatic Connectors
Steel, for Aluminum Profiles (i-Modular System), Right-Angled Connection with Single or Double T-Nut, or End Face Connection

Threadings: M5 - M6



GN 25b
Quick Release Connectors
Steel, for Aluminum Profiles (b-Modular System), Asymmetrical or Symmetrical Mounting Stud

Parallel or right-angle T-nut.
Lengths: 33 - 45.5 - 46 mm



GN 26b
Bolt Connectors
Steel, for Aluminum Profiles (b-Modular System)

Nut without increased torque.
With fastening set.
Lengths: From 30 to 90 mm



GN 30b
Angle Brackets
Aluminum, for Aluminum Profiles (b-Modular System), with or without Accessory

Lengths: From 30-30 to 90-90 mm



GN 30i
Angle Brackets
Zinc Die Casting, for Aluminum Profiles (i-Modular System), with or without Accessory

Lengths: From 30-30 to 80-80 mm



SQT
Angles for profile structures
Technopolymer

Two slots for M8 screws;
two holes for M8 screws and centring slides;
slot and holes for M8 screws.
For the assembly of structures made out of aluminium profiles in a very easy way.
Dimensions: 40 - 43 mm



GN 32i
Angle Connectors
Aluminum, for Aluminum Profiles (i-Modular System), Corner Installation or Single / Double Installation

Lengths: From 30 to 80 mm



GN 33b
Cube Connectors
Aluminum, for Aluminum Profiles (b-Modular System)

Connecting 2 or 3 profiles.
Lengths: From 30-30 to 45-45 mm



GN 41b
Rotating Angle Brackets
Aluminum, for Aluminum Profiles (b-Modular System)

Grid sizes: 40 - 45 mm



GN 41i
Rotating Angle Brackets
Zinc Die Casting, for Aluminum Profiles (i-Modular System)

Lengths: 24 - 32 mm



ELESA and GANTER models all rights reserved in accordance with the law.
Always mention the source when reproducing our drawings.

22.1 Aluminum profiles and accessories

Continues

GN 42i
Rotating Angle Brackets
Zinc Die Casting, for Aluminum Profiles (i-Modular System)

Lengths: 24 - 32 mm



GN 50b
T-Nuts
Steel, for Aluminum Profiles (b-Modular System)

With anti-twist protection, with spring, or heavy.
Threadings: M4 - M5 - M6 - M8



GN 50i
T-Nuts
Steel / Stainless Steel, for Aluminum Profiles (i-Modular System)

Without or with anti-twist protection, or heavy.
Threadings: M3 - M4 - M5 - M6 - M8



GN 51b
T-Slot Nuts
Steel / Stainless Steel, for Aluminum Profiles (b-Modular System)

Without or with increased torque.
Threadings: M4 - M5 - M6 - M8



GN 52b
T-Slot Bolts
Steel / Stainless Steel, for Aluminum Profiles (b-Modular System)

Threadings: M6 - M8



GN 53b
Collar Nuts
Steel, for Aluminum Profiles (b-Modular System)

Threadings: M6 - M8



GN 60b
Cover Caps
Plastic, for Aluminum Profiles (b-Modular System)

Press-on type.
Grid sizes: 30 - 40 - 45 mm



GN 60i
Cover Caps
Plastic, for Aluminum Profiles (i-Modular System)

Press-on type.
Grid sizes: 30 - 40 mm



GN 70b
Cover and Edging Profiles
Plastic, for Aluminum Profiles (b-Modular System)

Length: 2 m
Slot width: 6 - 8 mm



GN 70i
Cover and Edging Profiles
Plastic, for Aluminum Profiles (i-Modular System)

Length: 2 m
Slot width: 8 - 10 mm



ELESA and GANTER models all rights reserved in accordance with the law.
Always mention the source when reproducing our drawings.

22.1 Aluminum profiles and accessories

Continues

GN 71b
Cover Profiles
Aluminum, for Aluminum Profiles (b-Modular System)



Length: 2 m
Slot width: 8 mm

GN 71i
Cover Profiles
Aluminum, for Aluminum Profiles (i-Modular System)



Length: 2 m
Slot width: 10 mm

GN 80b
Transport and Base Plates
Zinc Die Casting, for Aluminum Profiles (b-Modular System)



Without screws.
Lengths: From 30-60 to 90-90 mm

GN 80i
Transport and Base Plates
Zinc Die Casting, for Aluminum Profiles (i-Modular System)



Without screws.
Lengths: From 30-60 to 80-80 mm

ELESA and GANTER models all rights reserved in accordance with the law.
Always mention the source when reproducing our drawings.

23 VACUUM COMPONENTS



Vacuum suction cups | Vacuum cup holders | Vacuum cup fittings

Vacuum components for precise handling in packaging, robotics, and automation. Suction cups, available in sizes from 4 to 125 mm and made from various rubber compounds, ensure reliable grip even on smooth, rough, or oily surfaces. Easily integrated into pneumatic systems, the range includes suction cups, holders, and accessories for flexible use across multiple industries.

23.1 Vacuum suction cups

Material

- Oil slip rubber
- Rubber
- Silicon

VVA-07
Mini vacuum cups
Diameter 7mm, with or without support, rubber



For handling paper sheets and labels.
They can also be used in different sectors, including electronics for gripping small electrical components or for use with small metal or plastic products.

VVA-17
Flat vacuum cups with shank
Diameter 17mm, with or without support, rubber



For handling paper sheets and labels.
They can also be used in different sectors, including electronics for gripping small electrical components or for use with small metal or plastic products.

VVA-18
Flat vacuum cups with shank
Diameter 18mm, with or without support, rubber



For handling paper sheets and labels.
They can also be used in different sectors, including electronics for gripping small electrical components or for use with small metal or plastic products.

VVA-27
Flat vacuum cups with shank
Diameter 27mm, with or without support, rubber



They are used in the packaging sector with plastic films and in the paper converting sector for the handling of sheets of paper. The internal labyrinth on the vacuum cup support surface ensures a more effective grip on the product to be handled.

VVA-30
Flat vacuum cups with shank
Diameter 30mm, with or without support, rubber



They are used in the packaging sector with plastic films and in the paper converting sector for the handling of sheets of paper. The internal labyrinth on the vacuum cup support surface ensures a more effective grip on the product to be handled.

VVA-44
Flat vacuum cups with shank
Diameter 44mm, with or without support, rubber



For handling cardboard sheets. They can also be used in different sectors, including electronics, for gripping small electrical components.
The presence of the grooves on the surface of the vacuum cup allows for a superior grip and a more effective hold.

VVA-50
Shaped flat vacuum cups
Diameter 50mm, with or without support, rubber



For handling cardboard sheets. They can also be used in different sectors, including electronics, for gripping small electrical components.
The presence of the grooves on the surface of the vacuum cup allows for a superior grip and a more effective hold.

VVA-65
Shaped flat vacuum cups
Diameter 65mm, with or without support, rubber



For handling cardboard sheets. They can also be used in different sectors, including electronics, for gripping small electrical components.
The presence of the grooves on the surface of the vacuum cup allows for a superior grip and a more effective hold.

ELESA and GANTER models all rights reserved in accordance with the law.
Always mention the source when reproducing our drawings.

23.1 Vacuum suction cups

Continues

VVB
Round vacuum cups - High Grip
With support, rubber



For robotic-automotive sector, particularly on sheet metal or glass (windshield) surface. Excellent resistance to abrasion, water and drawing oils containing chlorine. The internal labyrinth guarantees a strong grip even in the presence of liquids (oil, water).

VVC
Round vacuum cups with one bellow - High Grip
With support, rubber



For robotic-automotive sector, particularly on sheet metal or glass (windshield) surface. Excellent resistance to abrasion, water and drawing oils containing chlorine. The internal labyrinth guarantees a strong grip even in the presence of liquids (oil, water).

VVD
Elliptical flat vacuum cups - High Grip
With support, rubber



For robotic-automotive sector, particularly on sheet metal or glass (windshield) surface. Excellent resistance to abrasion, water and drawing oils containing chlorine. The internal labyrinth guarantees a strong grip even in the presence of liquids (oil, water).

VVE
Elliptical flat vacuum cups with one bellow - High Grip
With support, rubber



For robotic-automotive sector, particularly on sheet metal or glass (windshield) surface. Excellent resistance to abrasion, water and drawing oils containing chlorine. The internal labyrinth guarantees a strong grip even in the presence of liquids (oil, water).

VVF
Elliptical vacuum cups
With support, rubber



For paper converting application for gripping, handling products with elongated surfaces.

VVG
Elliptical vacuum cups with double bellow
With support, rubber



For paper converting application for gripping, handling products with elongated surfaces. The bellows of the suction cup can compensate for differences in the height of the gripping surface.

VVH-04
Mini Cup-shaped vacuum cups
Diameter 4 mm, with or without shaped support, rubber



For electronics, food packaging, multiple materials with different shapes and gripping surfaces. Thanks to the small diameter and the shaped support, they are suitable for moving even objects with very small dimensions.

VVH-05
Mini Cup-shaped vacuum cups
Diameter 5 mm, with or without shaped support, rubber



For electronics, food packaging, multiple materials with different shapes and gripping surfaces. Thanks to the small diameter and the shaped support, they are suitable for moving even objects with very small dimensions.

VVH-06
Mini Cup-shaped vacuum cups
Diameter 6 mm, with or without shaped support, rubber



For electronics, food packaging, multiple materials with different shapes and gripping surfaces. Thanks to the small diameter and the shaped support, they are suitable for moving even objects with very small dimensions.

VVH-07
Mini Cup-shaped vacuum cups
Diameter 7 mm, with or without shaped support, rubber



For electronics, food packaging, multiple materials with different shapes and gripping surfaces. Thanks to the small diameter and the shaped support, they are suitable for moving even objects with very small dimensions.

ELESA and GANTER models all rights reserved in accordance with the law.
Always mention the source when reproducing our drawings.

23.1 Vacuum suction cups

Continues

VVH-08
Mini Cup-shaped vacuum cups
Diameter 8 mm, with or without shaped support, rubber

For electronics, food packaging, multiple materials with different shapes and gripping surfaces. Thanks to the small diameter and the shaped support, they are suitable for moving even objects with very small dimensions.



VVH-09
Cup-shaped vacuum cups
Diameter 9 mm, with or without shaped support, rubber

They are used in electronics, food packaging, multiple materials (metal or plastic) with different shapes and gripping surfaces (flat, slightly convex or concave).



VVH-10
Cup-shaped vacuum cups
Diameter 10 mm, with or without support, rubber

For electronics, food packaging, multiple materials (metal or plastic) with different shapes and gripping surfaces (flat, slightly convex or concave).



VVH-12
Cup-shaped vacuum cups
Diameter 12 mm, with or without support, rubber

For electronics, food packaging, multiple materials (metal or plastic) with different shapes and gripping surfaces (flat, slightly convex or concave).



VVH-15
Cup-shaped vacuum cups
Diameter 15 mm, with or without support, rubber

For electronics, food packaging, multiple materials (metal or plastic) with different shapes and gripping surfaces (flat, slightly convex or concave).



VVH-18
Cup-shaped vacuum cups
Diameter 18 mm, with or without support, rubber

For electronics, food packaging, multiple materials (metal or plastic) with different shapes an d gripping surfaces (flat, slightly convex or concave).



VVH-20
Cup-shaped vacuum cups
Diameter 20 mm, with or without support, rubber

For electronics, food packaging, multiple materials (metal or plastic) with different shapes and gripping surfaces (flat, slightly convex or concave).



VVH-22
Cup-shaped vacuum cups
Diameter 22 mm, with or without support, rubber

For electronics, food packaging, multiple materials (metal or plastic) with different shapes and gripping surfaces (flat, slightly convex or concave).



VVH-25
Cup-shaped vacuum cups
Diameter 25 mm, with or without support, rubber

For electronics, food packaging, multiple materials (metal or plastic) with different shapes and gripping surfaces (flat, slightly convex or concave).



VVH-30
Cup-shaped vacuum cups
Diameter 30 mm, with or without support, rubber

For electronics, food packaging, multiple materials (metal or plastic) with different shapes and gripping surfaces (flat, slightly convex or concave).



ELESA and GANTER models all rights reserved in accordance with the law.
Always mention the source when reproducing our drawings.

23.1 Vacuum suction cups

Continues

VVH-35
Cup-shaped vacuum cups
Diameter 35 mm, with or without support, rubber

For electronics, food packaging, multiple materials (metal or plastic) with different shapes and gripping surfaces (flat, slightly convex or concave).



VVH-40
Cup-shaped vacuum cups
Diameter 40 mm, with or without support, rubber

For electronics, food packaging, multiple materials (metal or plastic) with different shapes and gripping surfaces (flat, slightly convex or concave).



VVH-45
Cup-shaped vacuum cups
Diameter 45 mm, with or without support, rubber

They are used for handling ceramic or concrete tiles with smooth or moulded surfaces. Application sectors: electronics, food packaging, multiple materials with different shapes and gripping surfaces.



VVI-25
Flat Cup-shaped vacuum cups
Diameter 25 mm, with or without support, rubber

Specifically used for handling ceramic or concrete tiles with smooth or shaped surfaces. Used in electronics, food packaging, with multiple materials (metal or plastic) with different shapes and gripping surfaces (flat, slightly convex or concave).



VVI-30
Flat Cup-shaped vacuum cups
Diameter 30 mm, with or without support, rubber

Specifically used for handling ceramic or concrete tiles with smooth or shaped surfaces. Used in electronics, food packaging, with multiple materials (metal or plastic) with different shapes and gripping surfaces (flat, slightly convex or concave).



VVI-35
Flat Cup-shaped vacuum cups
Diameter 35 mm, with or without support, rubber

Specifically used for handling ceramic or concrete tiles with smooth or shaped surfaces. Used in electronics, food packaging, with multiple materials (metal or plastic) with different shapes and gripping surfaces (flat, slightly convex or concave).



VVI-45
Flat Cup-shaped vacuum cups
Diameter 45 mm, with or without support, rubber

Specifically used for handling ceramic or concrete tiles with smooth or shaped surfaces. Used in electronics, food packaging, with multiple materials (metal or plastic) with different shapes and gripping surfaces (flat, slightly convex or concave).



VVI-60
Flat Cup-shaped vacuum cups
Diameter 60 mm, with or without support, rubber

Specifically used for handling ceramic or concrete tiles with smooth or shaped surfaces. Used in electronics, food packaging, with multiple materials (metal or plastic) with different shapes and gripping surfaces (flat, slightly convex or concave).



VVI-85
Flat Cup-shaped vacuum cups
Diameter 85 mm, with or without support, rubber

Specifically used for handling ceramic or concrete tiles with smooth or shaped surfaces. Used in electronics, food packaging, with multiple materials (metal or plastic) with different shapes and gripping surfaces (flat, slightly convex or concave).



VVK
Round Flat vacuum cups
Diameter 80 mm, with or without support, rubber

For handling tiles and possible use also with glass, marble, and cement products.
Particularly flexible lip for smooth or rough flat surfaces, concave and convex.
The grooves on the support surface allow a superior grip and a more effective hold.



ELESA and GANTER models all rights reserved in accordance with the law.
Always mention the source when reproducing our drawings.

23.1 Vacuum suction cups

Continues

VVL-06
Mini bellows vacuum cups for food packaging
Diameter 6 mm, with or without support, rubber

They are suitable for the food packaging sector where the small size of the vacuum cup and the bellows shape allow adaptability to different surfaces, allowing these vacuum cups to handle packages with multiple shapes and small dimensions.



VVL-08
Mini bellows vacuum cups for food packaging
Diameter 8 mm, with or without support, rubber

They are suitable for the food packaging sector where the small size of the vacuum cup and the bellows shape allow adaptability to different surfaces, allowing these vacuum cups to handle packages with multiple shapes and small dimensions.



VVL-11
Bellows vacuum cups for food packaging
Diameter 11 mm, with or without support, rubber

They are suitable for the food packaging sector where the bellows shape allows adaptability to different surfaces, allowing these vacuum cups to handle packages with multiple shapes and dimensions.



VVL-16
Bellows vacuum cups for food packaging
Diameter 16 mm, with or without support, rubber

They are suitable for the food packaging sector where the bellows shape allows adaptability to different surfaces, allowing these vacuum cups to handle packages with multiple shapes and dimensions.



VVL-18
Bellows vacuum cups for food packaging
Diameter 18 mm, with or without support, rubber

They are suitable for the food packaging sector where the bellows shape allows adaptability to different surfaces, allowing these vacuum cups to handle packages with multiple shapes and dimensions.



VVL-19
Bellows vacuum cups for food packaging
Diameter 19 mm, with or without support, rubber

They are suitable for the food packaging sector where the bellows shape allows adaptability to different surfaces, allowing these vacuum cups to handle packages with multiple shapes and dimensions.



VVL-30-38
Multi - bellow vacuum cups for food packaging
Diameter 30 mm, with or without support, rubber

They are suitable for the food packaging sector where the bellows shape allows adaptability to different surfaces, allowing these vacuum cups to handle packages with multiple shapes and dimensions.
The grooves on the surface of the suction cup allow for increased grip.



VVL-30-55
Multi - bellow vacuum cups for food packaging
Diameter 30 mm, with or without support, rubber

They are suitable for the food packaging sector where the bellows shape allows adaptability to different surfaces, allowing these vacuum cups to handle packages with multiple shapes and dimensions. The grooves on the surface of the suction cup allow for increased grip.



VVL-33
Multi - bellow vacuum cups for food packaging
Diameter 33 mm, with or without support, rubber

They are suitable for the food packaging sector where the bellows shape allows adaptability to different surfaces, allowing these vacuum cups to handle packages with multiple shapes and dimensions. The grooves on the surface of the suction cup allow for increased grip.



VVL-56
Bellows vacuum cups for food packaging
Diameter 56 mm, with or without support, rubber

They are suitable for the food packaging sector where the bellows shape allows adaptability to different surfaces, allowing these vacuum cups to handle packages with multiple shapes and dimensions. The grooves on the surface of the suction cup allow for increased grip.



ELESA and GANTER models all rights reserved in accordance with the law.
Always mention the source when reproducing our drawings.

23.1 Vacuum suction cups

Continues

VVL-75
Bellows vacuum cups for food packaging
Diameter 75 mm, with or without support, rubber

They are suitable for the food packaging sector where the bellows shape allows adaptability to different surfaces, allowing these vacuum cups to handle packages with multiple shapes and dimensions.
The grooves on the surface of the suction cup allow for increased grip.



VVM-20
Multi-Bellows Round vacuum cups for food packaging
Diameter 20 mm, with or without support, rubber

For food packaging sector, for handling of baked goods or confectionery products, where the multi-bellows shape allows adaptability to different surfaces, allowing these vacuum cups to handle multiple types of packaged products, even fragile ones. (e.g. biscuits, bread, snacks).



VVM-30
Multi-Bellows Round vacuum cups for food packaging
Diameter 30 mm, with or without support, rubber

For food packaging sector, for handling of baked goods or confectionery products, where the multi-bellows shape allows adaptability to different surfaces, allowing these vacuum cups to handle multiple types of packaged products, even fragile ones. (e.g. biscuits, bread, snacks).



VVM-40
Multi-Bellows Round vacuum cups for food packaging
Diameter 40 mm, with or without support, rubber

For food packaging sector, for handling of baked goods or confectionery products, where the multi-bellows shape allows adaptability to different surfaces, allowing these vacuum cups to handle multiple types of packaged products, even fragile ones. (e.g. biscuits, bread, snacks).



VVM-50
Multi-Bellows Round vacuum cups for food packaging
Diameter 50 mm, with or without support, rubber

For food packaging sector, for handling of baked goods or confectionery products, where the multi-bellows shape allows adaptability to different surfaces, allowing these vacuum cups to handle multiple types of packaged products, even fragile ones. (e.g. biscuits, bread, snacks).



VVN-20
Bellows vacuum cups for Flow Pack
Diameter 20 mm, with or without support, silicone

They are specifically indicated for flow-pack type packaging in which the multi-bellows shape and the extremely flexible lip allow the vacuum cup to adapt to multiple types of packaged products.
They are used in the food, pharmaceutical, industrial, and cosmetic sectors.



VVN-30
Bellows vacuum cups for Flow Pack
Diameter 30 mm, with or without support, silicone

They are specifically indicated for flow-pack type packaging in which the multi-bellows shape and the extremely flexible lip allow the vacuum cup to adapt to multiple types of packaged products.
They are used in the food, pharmaceutical, industrial, and cosmetic sectors.



VVN-40
Bellows vacuum cups for Flow Pack
Diameter 40 mm, with or without support, silicone

They are specifically indicated for flow-pack type packaging in which the multi-bellows shape and the extremely flexible lip allow the vacuum cup to adapt to multiple types of packaged products.
They are used in the food, pharmaceutical, industrial, and cosmetic sectors.



VVN-50
Bellows vacuum cups for Flow Pack
Diameter 50 mm, with or without support, silicone

They are specifically indicated for flow-pack type packaging in which the multi-bellows shape and the extremely flexible lip allow the vacuum cup to adapt to multiple types of packaged products.
They are used in the food, pharmaceutical, industrial, and cosmetic sectors.



VVO-40
Round vacuum cups with one bellow
Diameter 40 mm, with support, vulcanised rubber

For leafing through and picking up thin metal, glass, wood, and laminates.
The vacuum cup has a vulcanised treatment that makes it more resistant to abrasion, tensile forces, as well as wear and tear, and makes it more resistant to aggressive environmental agents.



ELESA and GANTER models all rights reserved in accordance with the law.
Always mention the source when reproducing our drawings.

23.1 Vacuum suction cups

Continues

VVO-50
Round vacuum cups with one bellow
Diameter 50 mm, with support, vulcanised rubber

For leafing through and picking up thin metal, glass, wood, and laminates.
The vacuum cup has a vulcanised treatment that makes it more resistant to abrasion, tensile forces, as well as wear and tear, and makes it more resistant to aggressive environmental agents.



VVO-60
Round vacuum cups with one bellow
Diameter 60 mm, with support, vulcanised rubber

For leafing through and picking up thin metal, glass, wood, and laminates.
The vacuum cup has a vulcanised treatment that makes it more resistant to abrasion, tensile forces, as well as wear and tear, and makes it more resistant to aggressive environmental agents.



VVO-85
Round vacuum cups with one bellow
Diameter 85 mm, with support, vulcanised rubber

For leafing through and picking up thin metal, glass, wood, and laminates. The vacuum cup has a vulcanised treatment that makes it more resistant to abrasion, tensile forces, as well as wear and tear, and makes it more resistant to aggressive environmental agents.



VVP-40
Round vacuum cups with double bellows
Diameter 40 mm, with support, vulcanised rubber

For leafing through and picking up thin metal, glass, wood, and laminates. The vacuum cup has a vulcanised treatment that makes it more resistant to abrasion, tensile forces, as well as wear and tear, and makes it more resistant to aggressive environmental agents.



VVP-50
Round vacuum cups with double bellows
Diameter 50 mm, with support, vulcanised rubber

For leafing through and picking up thin metal, glass, wood, and laminates. The vacuum cup has a vulcanised treatment that makes it more resistant to abrasion, tensile forces, as well as wear and tear, and makes it more resistant to aggressive environmental agents.



VVP-60
Round vacuum cups with double bellows
Diameter 60 mm, with support, vulcanised rubber

For leafing through and picking up thin metal, glass, wood, and laminates. The vacuum cup has a vulcanised treatment that makes it more resistant to abrasion, tensile forces, as well as wear and tear, and makes it more resistant to aggressive environmental agents.



VVP-85
Round vacuum cups with double bellows
Diameter 85 mm, with support, vulcanised rubber

For leafing through and picking up thin metal, glass, wood, and laminates. The vacuum cup has a vulcanised treatment that makes it more resistant to abrasion, tensile forces, as well as wear and tear, and makes it more resistant to aggressive environmental agents.



VVQ-22
Reinforced bellow vacuum cups
Diameter 22 mm, with support, rubber

For leafing through and picking up sheets of paper and cardboard, thin sheet metal and wood panels.
The reinforced bellows allows for greater lifting force with the same size, combined with greater resistance to wear and tear.



VVQ-34
Reinforced bellow vacuum cups
Diameter 34 mm, with support, rubber

For leafing through and picking up sheets of paper and cardboard, thin sheet metal and wood panels.
The reinforced bellows allows for greater lifting force with the same size, combined with greater resistance to wear and tear.



VVQ-43
Reinforced bellow vacuum cups
Diameter 43 mm, with support, rubber

For leafing through and picking up sheets of paper and cardboard, thin sheet metal and wood panels.
The reinforced bellows allows for greater lifting force with the same size, combined with greater resistance to wear and tear.



ELESA and GANTER models all rights reserved in accordance with the law.
Always mention the source when reproducing our drawings.

23.1 Vacuum suction cups

Continues

VVQ-53
Reinforced bellow vacuum cups
Diameter 53 mm, with support, rubber



For leafing through and picking up sheets of paper and cardboard, thin sheet metal and wood panels.
The reinforced bellows allows for greater lifting force with the same size, combined with greater resistance to wear and tear.

23.2 Vacuum cup holders

Material

- Brass
- Brass - Steel
- Stainless steel

VPA - VPD
Vacuum cup spring suspensions
Threaded connection male or female, steel, aluminium and brass



2 different sizes to adapt to your needs, several execution available, different effective spring strokes specific for each stem length. The spring cushions the impact of the vacuum cup and at the same time maintains a constant pressure with the load to be lifted.

VPB - VPF
Vacuum cups suspensions - Fixed
Threaded connection male or female, steel, aluminium and brass



2 different sizes to adapt to your needs (46 or 74 mm lenght), they represent a compact solution for fixing the vacuum cup with support.

VPC - VPG
Vacuum cups suspensions - Fixed
Threaded connection male or female, steel or stainless steel, aluminium and brass



2 available sizes, different effective spring strokes specific for each stem length. The hexagonal shape of the stem prevents the shank and the vacuum cup fixed on it from rotating on its axis. The spring cushions the impact of the vacuum cup and maintains a constant pressure with the load to be lifted.

INOX STAINLESS STEEL

VPE
Mini vacuum cup with built-in spring suspensions
Threaded connection female, steel, aluminium and brass



2 available executions, different effective spring strokes.
The particular shape of the shank prevents rotation during movement.
The embedded spring protected by the body cushions the impact of the vacuum cup, maintaining a constant pressure with the load to be lifted.

VPH
Micro vacuum cup spring suspensions
Threaded connection female, stainless steel, aluminium and brass



5 available executions, effective spring stroke equal to 10 mm. With a minimum length of only 73 mm, it represents an extremely compact and lightweight solution for fixing vacuum cups with diameters up to 16 mm and with M5 male support.

INOX STAINLESS STEEL

23.3 Vacuum cup fittings

Material

- Aluminium - Steel

VRA
Vacuum cup fittings
For VVB, VVC, VVD e VVE High grip vacuum cups, aluminium or steel



5 available executions, used to connect the vacuum cups to the vacuum cup holders equipped with threads with different dimensions.
They allow both the passage from male to female and adaptation to GAS, metric, or NPT threads.

ELESA and GANTER models all rights reserved in accordance with the law.
Always mention the source when reproducing our drawings.

elesa-ganter.com

Elesa S.p.A.
Via Pompei 29
20900 Monza (MB)
Italy
+39 039 28 111
info@elesa.com
elesa.com

Otto Ganter GmbH & Co. KG
Triberger Straße 3
78120 Furtwangen
Germany
+49 7723 65 07-0
info@ganternorm.com
ganternorm.com

ZDEPEGOVERCATENG26 | SP-EG-EN-6.26-POC